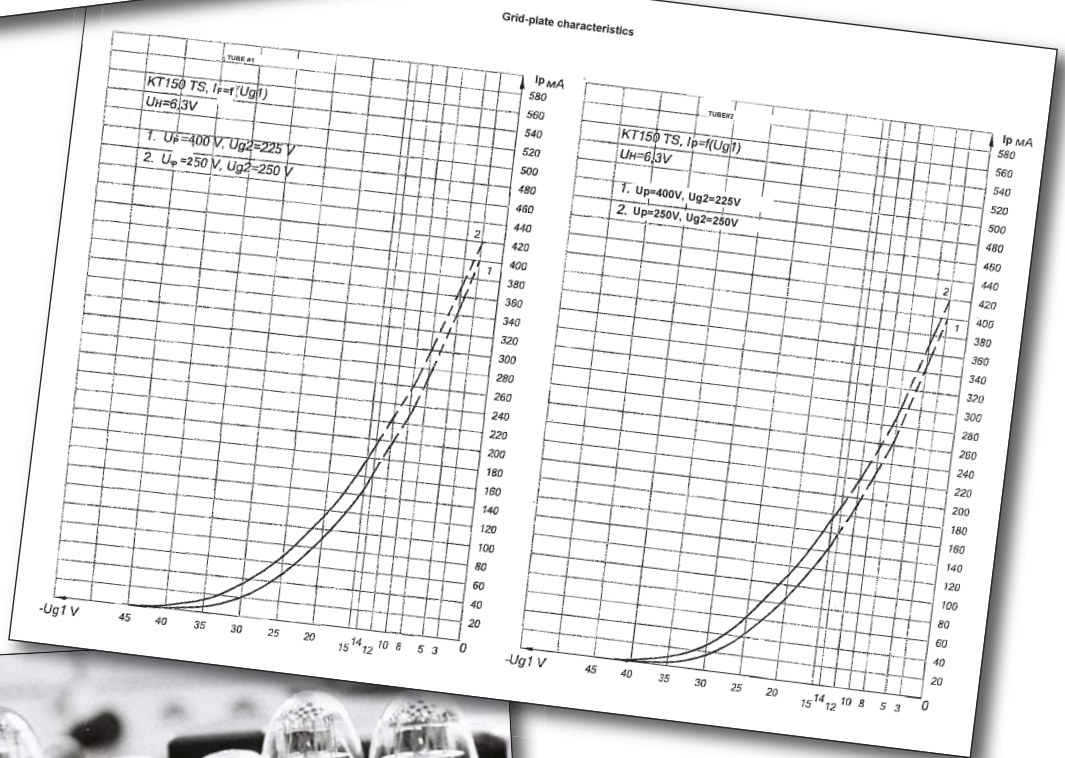
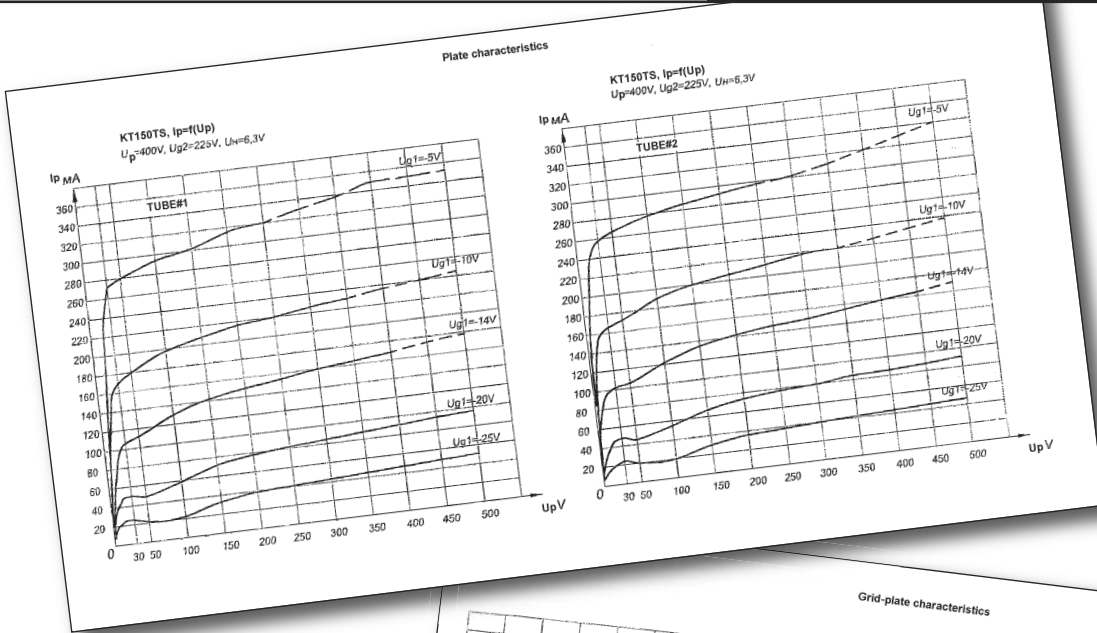


TUNG-SOL

ELECTRON TUBES

KT-150 Tube



new sensor

Electrical data

Cathode.....Oxide, indirect heating
 Filament voltage (AC,DC)6.3V
 Cathode to heater voltage:
 Under positive polarity at cathode300V
 Under negative polarity at cathode300V
 Interelectrode capacitance:
 Input (nominal)20.5pF
 Output (nominal).....10pF
 Transfer (nominal)1.75pF
 Tube impedanceFrom 10.0KOhm to 12.5KOhm

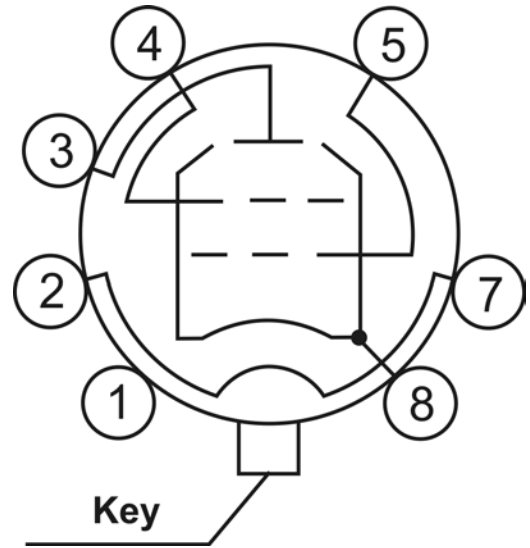
Mechanical data

EnvelopeGlass balloon
 SocketOctal
 Operating positionAny
 Dimensions
 Maximum height140mm
 Balloon diameter, max60mm
 Maximum weight130g

Limiting values

	min	max
Filament voltage (AC,DC)	6.0V	6.6V
Plate Voltage, DC		850V
Grid 2 voltage, DC		650V
Grid 1 negative voltage.....		200V
Plate dissipation		70W
Grid 2 dissipation		9.0W
Cathode current.....		275mA
Resistance in grid 1 circuit		
at fixed (clamp) bias		0.51MOh
Envelope temp. at hottest point		250° C

KT-150 Tung-Sol Terminal Connections



Pin #	Electrode Name
1.....	
2, 7.....	Heater
3.....	Plate
4.....	The second grid
5.....	The first grid
6.....	
8.....	Cathode, beam-forming plates

Electric characteristics at delivery

Parameter name	Norms		Measurement mode
	not less	not more	
Heater current, A	1.75	2.0	Uf=6.3V
Plate current, mA	150	180	Uf=6.3V Ua=400V Uc2=225V Uc1= -14V
The second grid current, mA	15		Uf=6.3V Ua=400V Uc2=225 Uc1= -14V
Transconductance, mA/V.....	12.6		Uf=6.3V Ua=400V Uc2=225V Uc1= -14V
Output power, W	20.0		Uf=6.3V Ua=400V Uc2=225V Uc1= -14V Uc1eff.=9.9V load resistance=3KOhm
Non-linear harmonic distortion coefficient, %	14		Uf=6.3V Ua=400V Uc2=225V Uc1= -14V Uc1eff.=9.9V load resistance=3KOhm
Cathode to heater leakage current, µa	50		UF=6.3V Uk-h=±300V



Tung-Sol KT-150 Vacuum Tube