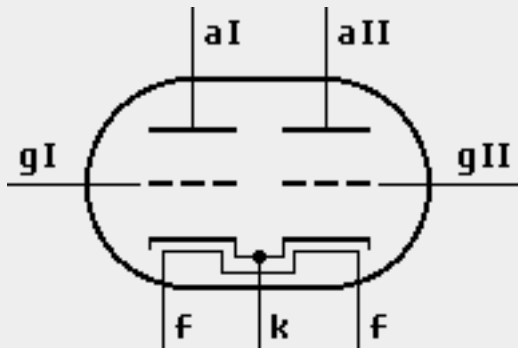
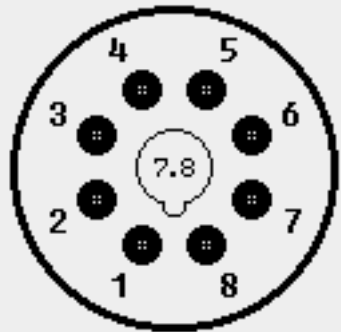


**Anschlüsse  
Electrodes**



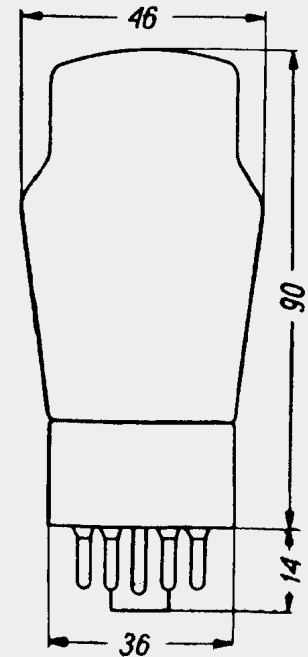
Oc-Rath. RETMA	8CC2A Oc82 G-8B
1:	nc
2:	f
3:	aII
4:	gII
5:	gI
6:	aI
7:	f
8:	k

**Oktalsockel  
Octal Base**



8 x 45° 2.36 φ  
PC φ: 17.5 mm **K8A**  
Von unten gesehen  
Bottom View

**Domkolben  
Dome (ST) Bulb**



Alle Massangaben in Millimeter  
All dimensions are in millimeters

**Übersicht - Overview**

	Equiv.	Uf	If	μ	Base	Type	Applications	Ref *?
ECC31	-	6.3	0.95	32	G-8B	Twin Triode	Audio Amplifier	<a href="#">Mik60</a>
		V	A					

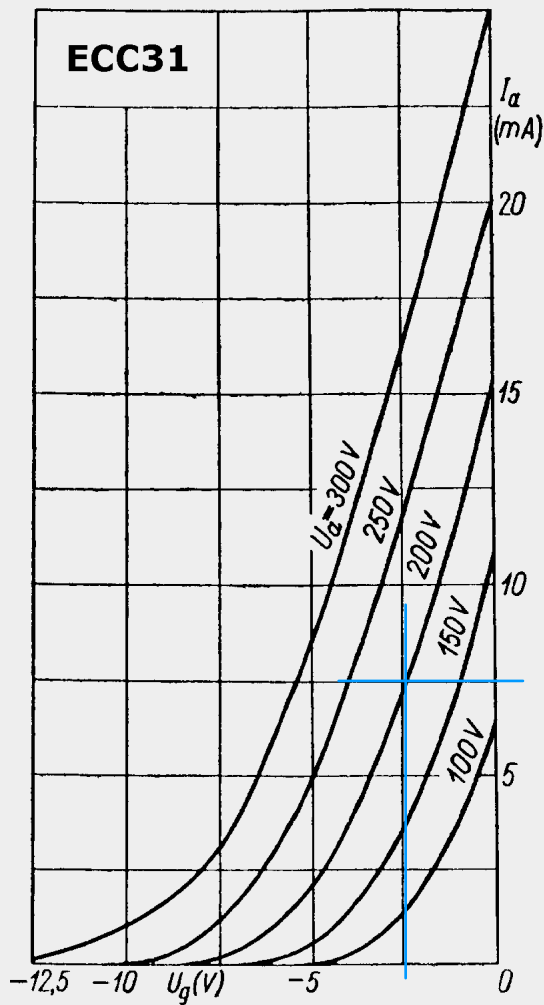
**Statische und Verstärker-  
Kenndaten  
Class-A Amplifier  
Characteristics**

	ECC31	
Ua:	250	V
Ug:	-4.6	V
Ia:	6.0	mA
S:	2.3	mA/V
μ:	32	
ra:	14	kOhm
Rk:	750	Ohm
Ref *?	<a href="#">Bab58</a> <a href="#">Mik60</a> <a href="#">Rvd54</a>	

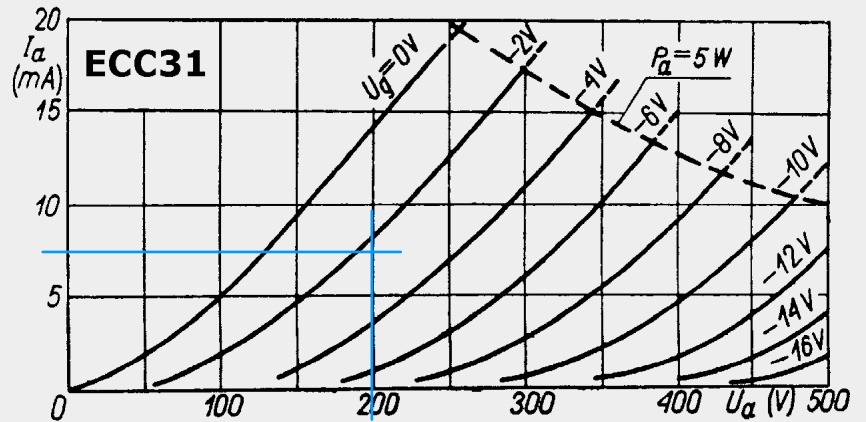
**Grenzwerte  
Maximum Ratings**

	ECC31		
Pa:	5.0		W
Ua:	300		V
Ufk:	50		V
Ik:	50		mA
Cin:	4.0	4.0	pF
Cout:	1.9	1.0	pF
Cag:	3.4	3.7	pF
Caa:	1.0	1.0	pF
Ref *?	<a href="#">I Mik60</a>	<a href="#">II Mik60</a>	

**I<sub>a</sub>(U<sub>g</sub>)-Kennlinienfeld**  
Transfer Characteristics



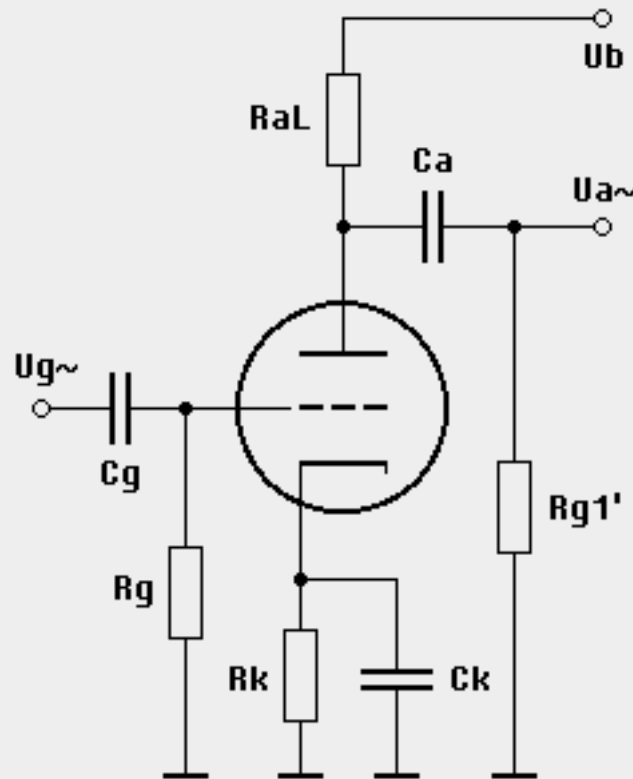
**I<sub>a</sub>(U<sub>a</sub>)-Kennlinienfeld**  
Plate Characteristics



**Niederfrequenz-Spannungsverstärker in RC-Kopplung**  
**Resistance-Coupled, Audio-Frequency Voltage Amplifier**

	ECC31															
<b>U<sub>b</sub>:</b>	200	250	300	350	400	200	250	300	350	400	200	250	300	350	400	<b>V</b>
<b>I<sub>a</sub>:</b>	1.9	2.4	2.9	3.4	3.9	1.0	1.3	1.6	1.8	2.1	0.55	0.7	0.85	0.95	1.1	<b>mA</b>
<b>V:</b>	19.5	19.5	20	20.5	21	24	24.5	24.5	25	25	26.5	27	27	27.5	27.5	<b>V.rms</b>
<b>U<sub>a~</sub>:</b>	26	37	48	57	67	32	44	54	69	81	34	45	56	68	81	
<b>k:</b>	3.2	3.4	3.5	3.6	3.7	2.4	2.6	2.8	2.9	3.0	2.0	2.1	2.2	2.1	2.3	<b>%</b>
<b>R<sub>aL</sub>:</b>	47					100					220					<b>kOhm</b>
<b>R<sub>g</sub>:</b>	1.0					1.0					1.0					<b>MOhm</b>
<b>R<sub>g1'</sub>:</b>	150					330					680					<b>kOhm</b>
<b>R<sub>k</sub>:</b>	1.2					2.2					3.9					<b>kOhm</b>
<b>C<sub>g</sub>:</b>	10					10					10					<b>nF</b>
<b>C<sub>a</sub>:</b>	10					10					10					<b>nF</b>
<b>C<sub>k</sub>:</b>	50					50					50					<b>μF</b>
<b>Ref *?</b>	Ci1 Mik60															

Circuit 1: Verstärkung - Voltage Amplification  $V = U_{a\sim} / U_{g\sim}$



### Hinweise - Notes

<b>I:</b>	System I.	Applies to section No.1.
<b>II:</b>	System II.	Applies to section No.2.

Die ECC31 besitzt eine gemeinsame Katode für beide Systeme, ist aber, mit Ausnahme der Elektrodenkapazitäten, elektrisch identisch zur ECC32.  
The ECC31 is using a common cathode for both triode sections. Except for interelectrode capacitances, this type is identical electrically with type ECC32.

### Quellen - References

- Bab 58** Bernard B. Babani, International Radio Tube Encyclopædia, 3rd Edition 1958
- Mik 60** Pjotr Mikolajczyk, Universal Vade-Mecum Electronic Tubes and Semiconductor Elements, Edition 1960
- Rvd 54** Radio Valve Data, Characteristics of 2,000 Valves and Cathode-Ray Tubes, Compiled by the Staff of 'Wireless World', Fourth Edition 1954