


db

AKUOWA325COMIL 03 DB JAN79
KUOW RADIO
D S 50 UNIV OF WASH
325 COMMUNICATIONS BLDG
SFATTF
WIA 94111C



SPEED

transceiver, audio or broadcast testing...



With HP's new 339A Distortion Measurement Set.

Automatic frequency nulling and auto set level features of the 339A speed your total harmonic distortion measurements (THD). And true-rms detection means accurate measurements as low as 0.0018% (-95 dB) from 10 Hz to 110 kHz. Just select the frequency of the built-in oscillator and the 339A's "turn signal" indicators show you how to make the proper range settings. Whether you're testing transceivers, sophisticated audio equipment or broadcast performance, here's how the 339A, priced at \$1900*, can help you make quick and accurate measurements.

Transceiver testing. Automatic setting of the 100% reference level over a 10 dB input range means fewer critical adjustments, saving you a considerable amount of test time. And true-rms detection lets you accurately determine thermal noise and harmonic components in making SINAD measurements.

Audio testing. In addition to the time-saving convenience of auto set level and auto null, you have the benefits

of a built-in tracking oscillator. This means you have a low-distortion source for testing high-quality audio equipment and you tune one instrument instead of two.

Broadcast compliance testing. An AM detector, 30 kHz low-pass filter, switchable VU meter ballistics, and a +2 to -12 dBm (600Ω) meter scale let you quickly isolate the cause of out-of-limit readings. And they reduce your set-up time when checking your equipment for compliance with operating regulations.

Contact your local HP field engineer for further details.

* Domestic U.S.A. price only.

097/53

HEWLETT  PACKARD

1507 Page Mill Road, Palo Alto, California 94304

For assistance call: Washington (301) 948-6370, Chicago (312) 255-9800, Atlanta (404) 955-1500, Los Angeles (213) 877-1282

Circle 10 on Reader Service Card

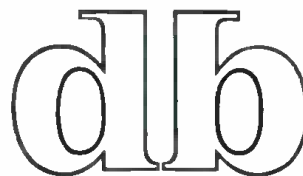
Coming Next Month

- Next month, we take another look at digital audio and its possible effect on studio design and construction.
- We begin with a digital logic review by Ronald Ajemian, who will help us sort out the ANDs from the ORs and the NANDs from the NORs.
- Next, Michael Rettinger examines various methods of measuring studio noise levels, and finds that digital audio may eventually oblige us to come up with a more appropriate measurement system.
- The problems of speech privacy in open offices are reviewed by R. Max Mayer, who finds that a variety of factors must be successfully integrated to achieve the optimum results. Some techniques apply to studios as well, and some don't. We leave it to our readers to sort them out.
- And, Sidney L. Silver returns to our pages to sort out the complex variables involved in sound measurement techniques.
- It's all in next month's issue of **db**, The Sound Engineering Magazine.

About The Cover



- Win a free trip to beautiful downtown Plainview if you can guess the vintage of this Zenith table radio. Photo by H. Armstrong Roberts.



THE SOUND ENGINEERING MAGAZINE

MARCH 1978 VOLUME 12, NUMBER 3

27	UNDERSTANDING MAXIMUM POWER TRANSFER Dan Keen
30	BRITISH INSTITUTE OF RECORDED SOUND Glenn Calderone
32	AESTHETICS AND RANDOMNESS Robert C. Ehle
35	db TESTS: A MEASUREMENT COMBINATION
2	CALENDAR
6	BROADCAST SOUND Patrick S. Finnegan
16	THE SYNC TRACK John Woram
20	THEORY AND PRACTICE Norman H. Crowhurst
22	SOUND WITH IMAGES Martin Dickstein
14	NEW LITERATURE
37	CLASSIFIED
40	PEOPLE, PLACES, AND HAPPENINGS

db is listed in Current Contents: Engineering and Technology

Larry Zide EDITOR-PUBLISHER	John M. Woram ASSOCIATE EDITOR
Bob Laurie ART DIRECTOR	Hazel Krantz COPY EDITOR
Eloise Beach CIRCULATION MANAGER	Lydia Anderson BOOK SALES
Ann Russell ADVERTISING PRODUCTION	Crescent Art Service GRAPHICS AND LAYOUT

db, the Sound Engineering Magazine is published monthly by Sagamore Publishing Company, Inc. Entire contents copyright © 1978 by Sagamore Publishing Co., Inc., 1120 Old Country Road, Plainview, L.I., N.Y. 11803. Telephone (516) 433 6530. db is published for those individuals and firms in professional audio-recording, broadcast, audio-visual, sound reinforcement, consultants, video recording, film sound, etc. Application should be made on the subscription form in the rear of each issue. Subscriptions are \$7.00 per year (\$14.00 per year outside U.S. Possessions, Canada and Mexico) in U.S. funds. Single copies are \$1.00 each. Controlled circulation paid at Brattleboro, VT 05301. Editorial, Publishing, and Sales Offices: 1120 Old Country Road, Plainview, New York 11803. Postmaster: Form 3579 should be sent to above address.

Specs and Price.



**It's about time
someone
offered both.**

*The Tangent Model 3216
Professional Recording Console.
Take a look at the specifications and
the price . . . you won't find any
other consoles in the world that
compare with Tangent.*

SPECIFICATIONS

Total Harmonic Distortion (1 kHz, +20dB output)	.004%
Intermodulation Distortion (+20 dB output)	.004%
Signal-to-Noise (Equivalent Input Noise)	-128 dB
Frequency Response (± 1 dB)	10 Hz-65 kHz

These are typical specifications
measured by MODERN RECORDING
in the "Hands-On Report," October
1977. The unit reviewed was a
Model 1202, which the Model 3216
surpasses with even cleaner and
quieter performance.

PRICES

Eight channels in a sixteen- channel mainframe	5,580
Sixteen-channel mainframe, filled	8,940
Sixteen channels in a twenty-four channel mainframe	9,540
Twenty-four-channel mainframe, filled	12,900
Twenty-four channels in a thirty- two-channel mainframe	13,500
Thirty-two-channel mainframe, filled	16,860

*Tangent . . . clean sound that won't
clean your pockets.*

tangent
musical engineering

2810 South 24th Street / (602) 267-0653
Phoenix, Arizona 85034

db Calendar

MARCH

- 20-23 **Noisexpo '78**, National Noise and Vibration Control Conference and Exhibition. Holiday Inn, O'Hare/Kennedy. Chicago. Contact: NOISEXPO, 27101 E. Oviatt Rd., Bay Village, Ohio 44140. (216) 835-0101.
- 30-31 **U. of Chicago Seminar**, "The Federal Procurement Process." Chicago. Contact: Heidi E. Kaplan, Dept. 14NR, New York Management Center, 360 Lexington Ave., New York, N.Y. 10017. (212) 953-7262.

APRIL

- 3-5 **NYU Seminar**, "Project Management for Engineers," New York, N.Y. Contact: Heidi E. Kaplan, Dept. 14NR, New York Management Center, 360 Lexington Ave., New York, N.Y. 10017. (212) 953-7262.
- 6-7 **NYU Seminar**, Los Angeles. "Unlocking Creativity." stimulating idea sessions. Contact: See above.
- 7 **National Radio Broadcasters Assoc.** sales management seminar, for sales managers of member stations, at the Welsh Co., Tulsa, Okla. Contact: NRBA, Suite 500, 1705 De Sales St., N.W., Washington, D.C. 20036. (202) 466-2030.
- 8 **Midwest Acoustics Conference**, "Audio Transducers." Norris Center, Northwestern U., Evanston, Ill. Contact: David S. Goldsmith, 8359 S. Crandon Ave., Chicago, Ill. 60617. (312) 731-1388.
- 10-11 **Wharton School Seminar**, "Effective Production Planning & Inventory Mgmt." Toronto, Ontario. Contact: Heidi E. Kaplan, Dept. 14NR, N.Y. Management Center, 360 Lexington Ave., N.Y.C. 10017. (212) 953-7262.
- 12-14 **NYU Seminar**, "Effective Communications for Engineers," Los Angeles, Ca. Contact: See above.
- 13-14 **Electronic Music Festival & Workshop**, Jersey City State College. Contact: Abigail K. Hoffman, Music Dept., Rossey 206, Jersey City State College, 2039 Kennedy Blvd., Jersey City, N.J. 07305.

index of advertisers

Ampex	28-29
Atlas Sound	24
Audio Designs & Mfg.	19
Auditronics	Cover 3
B&K Instruments	34
Crown International	26
dbx, Inc.	5
Delta Lab Research	21
Garner Industries	36
Hewlett-Packard	Cover 2
Inovonics	22
J&R Music World	16
Leader Instruments	18
Orban/Parasound	12
Otari	11, 17
Philips Audio	14
Recording Supply	22
Robins Broadcast	16
Shure Brothers	3
Standard Tape Lab	8
Stanton Magnetics	9
Tangent Systems	2
TDK Electronics	7
TEAC Corp. of America	Cover 4
Technics by Panasonic	13
Tentel	34
University of Miami	10
Waters Manufacturing	6
White Instruments	4



sales offices

THE SOUND ENGINEERING MAGAZINE

New York

1120 Old Country Rd.
Plainview, N.Y. 11803 516-433-6530

Roy McDonald Associates, Inc. Dallas

Stemmons Tower West, Suite 714
Dallas, Texas 75207 214-637-2444

Denver

3540 South Poplar St.
Denver, Colo. 80237 303-758-3325

Houston

3130 Southwest Freeway
Houston, Tex. 77006 713-529-6711

Los Angeles

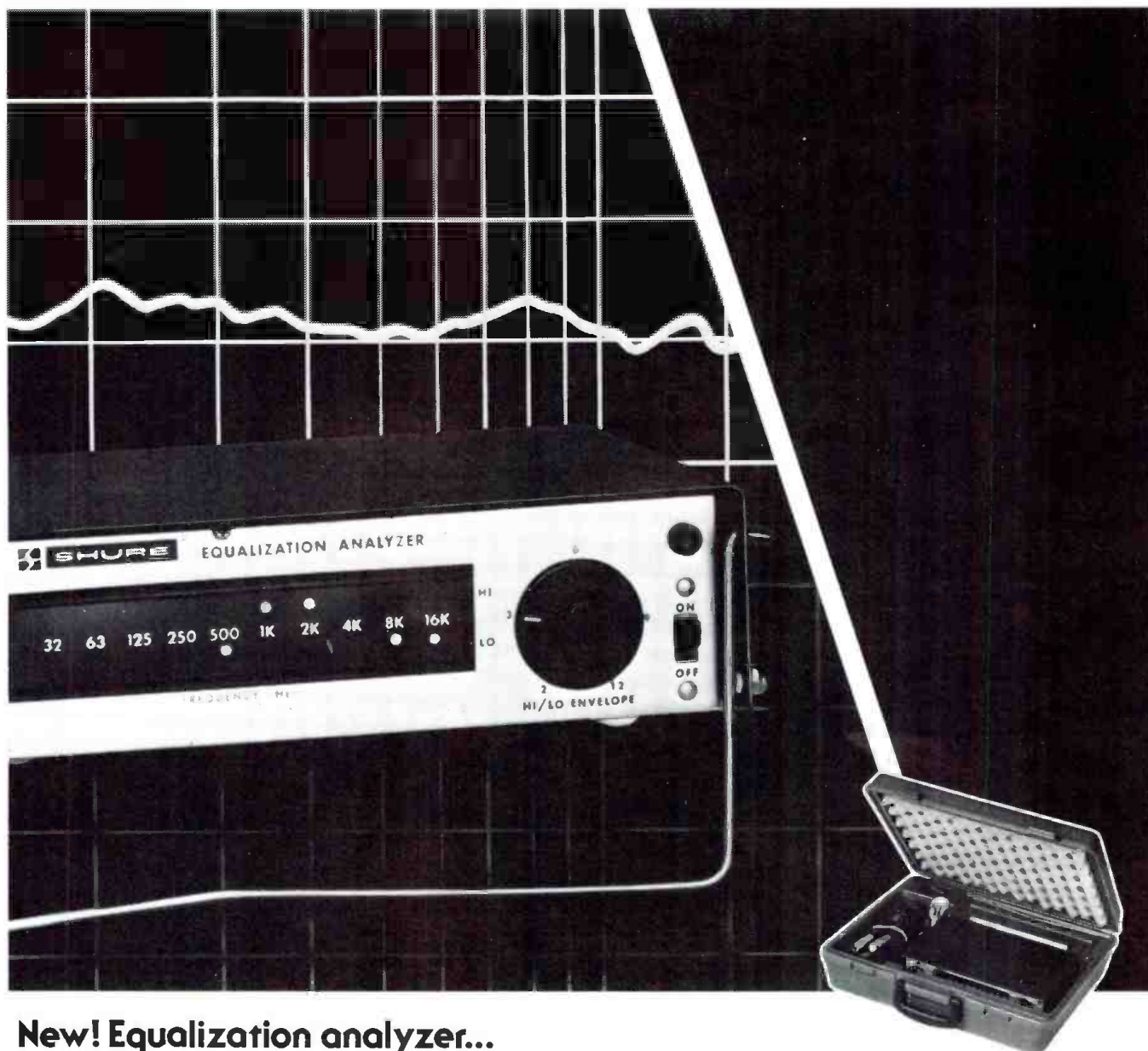
500 S. Virgil, Suite 360
Los Angeles, Cal. 90020 213-381-6106

Portland

2035 S. W. 58th Ave.
Portland, Ore. 97221 503-292-8521

San Francisco

Suite 265, 5801 Christie Ave.
Emeryville, Cal. 94608 415-653-2122



New! Equalization analyzer...

Balance a system...Balance a budget.

Quick and accurate adjustment of sound system frequency response is finally within the reach of most budgets. The Shure M615AS Equalization Analyzer System is a revolutionary breakthrough that lets you "see" room response trouble spots in sound reinforcement and hi-fi systems—without bulky equipment, and at a fraction of the cost of conventional analyzers.

The portable, 11-pound system (which includes the analyzer, special microphone, accessories, and carrying case) puts an equal-energy-per-octave "pink noise" test signal into your sound

system. You place the microphone in the listening area and simply adjust the filters of an octave equalizer (such as the Shure SR107 or M610) until the M615 display indicates that each of 10 octaves are properly balanced. You can achieve accuracy within ± 1 dB, without having to "play it by ear."

Send for complete descriptive brochure AL558.

Shure Brothers Inc.
222 Hartrey Ave.
Evanston, IL 60204

In Canada:
A. C. Simmonds & Sons Limited

TECHNICORNER

The M615 Analyzer's display contains 20 LEDs that indicate frequency response level in each of 10 octave bands from 32 Hz to 16,000 Hz. A rotary hi/lo envelope control adjusts the HI LED threshold relative to the LO LED threshold. At minimum setting, the resulting frequency response is correct within ± 1 dB. Includes input and microphone preamplifier overload LEDs. A front panel switch selects either flat or "house curve" equalization.

The ES615 Omnidirectional Analyzer Microphone (also available separately) is designed specifically for equalization analyzer systems.



MANUFACTURERS OF HIGH FIDELITY COMPONENTS, MICROPHONES, SOUND SYSTEMS AND RELATED CIRCUITRY.

Circle 24 on Reader Service Card

CUT ONLY EQUALIZERS

MODEL 4004



PASSIVE
EQUALIZER

The Model 4004 is a one-third octave audio equalizer for professional sound reinforcing applications. High reliability components are used throughout. As a passive device, no noise is introduced. All filter sections are designed for low distortion and there is NO HARD CLIPPING at high level.

FEATURES: An all passive one-third octave equalizer. High reliability. No noise. Low distortion. No hard clipping. • Full 15dB cut on ISO one-third octave centers. • Full double-tuned constant-K filters, 63 Hz through 12.5 kHz. • High-cut and low-cut adjustable finishing filters. • Mil-spec sealed potentiometers. • Standard 600 ohm line terminations. • Bi-amp output option with plug-in crossover net. • Standard 19" relay rack, 3 1/2" height.



SERIES 4200

ACTIVE
EQUALIZER

The Series 4200 Cut Only Active Equalizers have been carefully designed and patterned after the well known Series 4000 Active Equalizers. All negative feedback circuitry around the latest integrated operational amplifiers assures high linearity and stability.

FEATURES: 27 1/3 octave bands on ISO centers from 40 Hz through 16 kHz. • 0 to -15 dB of cut on continuous calibrated control. • Variable high-pass filter from 20 Hz to 160 Hz with 12 dB/octave roll-off. • Unity to + 10 dB of makeup gain. • Filter Q optimized for best summation with adjacent bands. • Noise guaranteed to be -92 dBm or better. • EQ IN/EQ OUT switch on front panel • PLUS OPTIONAL CROSSOVERS FOR BI-AMPING! • Dual buffered outputs for bi-amp operation. • Accessory socket to permit insertion of 12 dB/oct. or 18 dB/oct. low level crossover for bi-amp outputs.

White

instruments, incorporated

PHONE AREA 512/892-0752 • P.O. Box 698 AUSTIN TEXAS 78767

calendar (cont.)

- 19-21 **NYU Seminar, "Management of New Technology Projects,"** Houston, Texas. Contact: See above.
- 24-26 **NYU Seminar, "Fundamentals of Industrial Engineering,"** Chicago. Contact: See above.
- 24-26 **NYU Seminar, "Automation of Manufacturing Operations,"** New York. Contact: See above.
- 27-28 **NYU Seminar, "Industrial Noise Control,"** New York. Contact: See above.

MAY

- 2-6 **Audio Engineering Convention,** Los Angeles, Hilton Hotel. Contact: Dale Manquen, 1623 W. Victory, #16, Glendale, Ca. 91201. (213) 248-6988 or A.E.S., 60 E. 42nd St., New York, N.Y. 10017. (212) 661-2355.
- 10-12 **Synergetic Audio Concepts Seminar,** Los Angeles. Contact: Bidwell Sales Associates (213) 770-0300.
- 19-21 **International High Fidelity Show,** Georgia World Congress Center, Atlanta, Ga. Contact: Inter. High Fidelity Show, 331 Madison Ave., New York, N.Y. 10017. (212) 682-4802.
- 20-22 **International Light & Sound Show,** Sheraton Atlanta Hotel, Atlanta, Ga. Entertainment equipment. Contact: Multimedia International Inc., 155 Michael Dr., Syosset, N.Y. 11791. (516) 364-1912.
- 26-6/2 **Fundamentals of Recording,** Seminar at Banff Center for Continuing Education. Contact: Banff Centre, Box 1020, Banff, Alberta TOL OCO, Canada or Stephen F. Temmer, Gotham Audio Corp., 741 Washington St., New York City 10014. (212) 741-7411.

Copies of db

Copies of all issues of **db**—The Sound Engineering Magazine starting with the November 1967 issue are now available on 35 mm. microfilm. For further information or to place your order please write directly to:

University Microfilm, Inc.
300 North Zeeb Road
Ann Arbor, Michigan 48106

HUSH UP YOUR 4-TRACK.



Introducing dbx professional four-track tape noise reduction for under \$500.

You've just settled on a TEAC, Tascam, Otari or Dokorder four-track tape deck for that studio you always wanted to have. You've chosen the mikes, the carpenter is almost finished (or maybe you even built it yourself). Your console's ready to be wired into place.

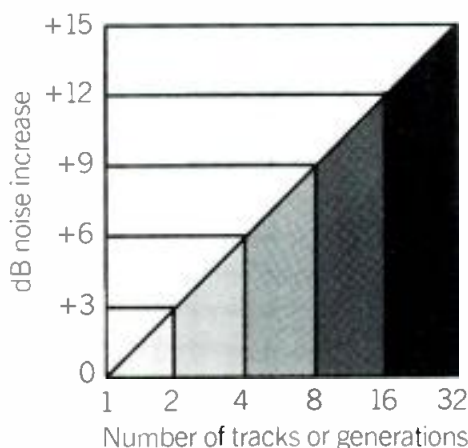
But...haven't you forgotten just one important item?

Noise reduction.

Because every time you (or your group) want to bounce a track, you're adding at least three dB of tape noise (see chart). So the great artistic result you plan to end up with, might end up sounding like a rainstorm.

Fear not. Help is at hand. It's the new dbx 155 four-channel tape noise reduction system. You can add it for far less money than you ever imagined possible. Here, on one compact chassis, is a complete dbx noise reduction

Additive Noise Chart



system. But the best part is, it will give your tape deck an extra 10 dB of headroom, and reduce tape noise by 30 dB. That means no audible noise whatsoever will be added to your tracks. And, because dbx tape noise reduction operates by linear compression/expansion, you

won't have to get involved with tedious level calibration, either.

All you need do is press the playback buttons to hear noise-free, full dynamic range reproduction of your music.

The new dbx 155 also has user-changeable modular circuit boards, so in the unlikely event that one processor fails, the other channels remain operational. You can even keep a spare on hand.

Visit your dbx professional dealer now, for a demonstration of our new 155 tape noise reduction system. Discover how you can put an end to tape hiss, without putting an end to your bankroll.

dbx

dbx Incorporated
71 Chapel Street
Newton, MA 02195
617/964-3210

Circle 22 on Reader Service Card

db Broadcast Sound

Tape Recorder Measurements

• The performance of an audio tape recorder depends upon its many elements working together as a system. Head replacement, component failures, and general wear are but a few of the reasons we need to make measurements and adjustments from time to time to maintain or restore the recorder's performance. This month, let's take a look at some of these elements of the recorder's system, their measurement and adjustment.

AZIMUTH

A very important element in recorder performance is the head azimuth alignment. When the machine is recording a tape, the record head prints a magnetic track longitudinally along the tape. The playback head will sense this track and reproduce the audio contained in it. To obtain the most optimum transfer of audio through

this magnetic system, the heads and the tape must be in perfect alignment with each other. So that tapes recorded on this machine can also be interchanged with other recorders, the head alignment should be made to an "outside" standard, such as the NAB head alignment tape.

When the heads are replaced on the recorder, the mechanical alignment of these heads should be done as a first procedure. The effort devoted to this physical positioning of the heads will pay many dividends. When precision gauges are used to make this mechanical alignment, the heads will be set very close to correct alignment. Any tape guides on the machine should be included in this physical alignment and care taken that the tape equally spans the pole pieces on the face of the heads. This is more important in a multi-track system than in a full track system.

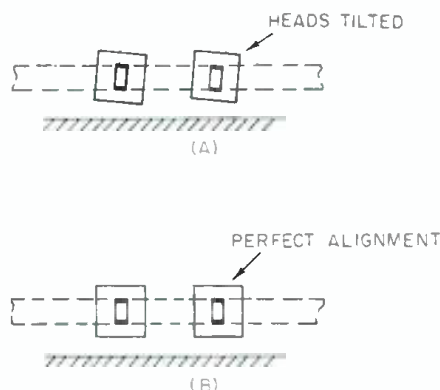
Should the tape position be such that one of the tracks is recorded on the edge of the tape, the audio quality will suffer if the edges of the tape becomes damaged or ruffled. When a tape which has the tracks recorded in the wrong positions is played on a machine where the head positioning is correct, the audio output will be low, and there can be crosstalk caused by the play head picking up signal from an adjacent track.

Although precision gauges and careful positioning may have the alignment close to perfect, always follow the mechanical alignment with an electrical alignment. This will allow the system to be fully optimized. To do this electrical alignment, play the NAB head alignment tape first. Trim up the playback head adjustments while observing the audio output of the playback unit; adjust for maximum audio output. This will optimize the playback head to the NAB standard. Then set up and record a 15 kHz tone on a blank tape. Trim up the record head adjustments while observing the audio output of the playback unit—trim for maximum output. By using the already optimized playback unit as the indicator for correct record unit alignment, this will optimize the record head to the NAB standard also.

BIAS

Another very important element in recorder performance is the high frequency bias applied to the record head during the recording process. The magnetic properties of the tape and the heads will not permit a linear or efficient transfer of the audio signal through the magnetic system. A high frequency bias is used to overcome

Figure 1. Play and record heads should be in perfect alignment with each other and an outside standard. In (A) the machine will produce good results only on itself. In (B) tapes can be interchanged with other recorders.



Waters MM faders
mean more mixing
in less space

With Waters $\frac{3}{4}$ -inch thin-line conductive plastic faders you can cram 24 channels into an 18-inch mix bay for high density recording studio applications, sound reinforcement and location mixers, and lighting control consoles.

Waters MM faders retain all the superior quality of our accepted LM series including choice of 2 $\frac{3}{4}$ -inch or 4-inch travel; 600 ohm or 10 k impedance; linear, audio or true log characteristic; and our famed trouble-free long service life. For more mixing in less space circle reader service number or call Don Russell at 617-358-2777 for more information about thin-line faders.

WATERS MANUFACTURING, INC.
LONGFELLOW CENTER, WAYLAND, MA. 01778 • (617) 358-2777

Introducing the new TDK testing machines.

At TDK, we know that your test cassette is a vital element of your laboratory or service procedure. So when we created a series of test tapes, we approached them as integral components, with both tape and housing engineered as precisely as your test instruments.

You'd expect that from the makers of TDK SA, the high bias reference standard for many manufacturers' cassette decks.

TDK test cassettes don't jam and they're dropout-free. They're built to last under unceasing use. If you're a store service manager, assembly line quality control inspector, or highly discerning audiophile, you need that kind of precision and reliability. To make absolutely sure you get it,

we custom quality-control each and every one.

No matter what data you need, TDK has a test cassette to help you find it out: bias/EQ alignment; playback level calibration; Dolby calibration; head azimuth alignment; wow and flutter and tape speed and 11, five and three-point frequency characteristics checks.

Check out the complete line of TDK test cassettes by writing, or calling (516) 746-0880. When you do, find out about our bulk duplication cassettes, bulk duplication pancake tape, audio visual, leaderless, data and endless cassettes, too.

You'll find that the same TDK quality and reliability that goes into our test tapes applies all the way down the line.



World leader in recording tape technology.

TDK Electronics Corp., 755 Eastgate Boulevard, Garden City, New York 11530. In Canada, contact Superior Electronics Industries, Ltd.

Circle 18 on Reader Service Card

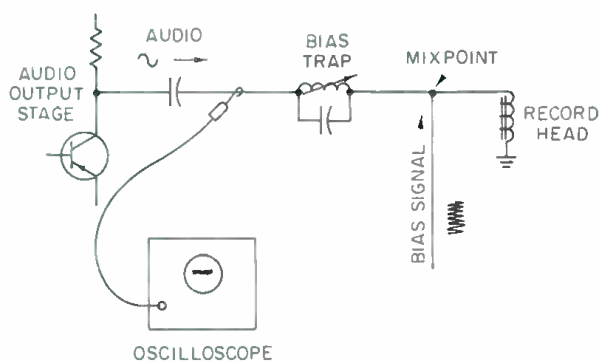


Figure 2. Attach the 'scope probe to the amplifier side of the trap. Then tune the trap for minimum bias indication.

these undesirable traits of the magnetic system. The amplitude of the bias signal is much higher than the amplitude of the audio signal, and it is mixed with the audio signal just before the record head.

In a general way, we can compare the high frequency bias of the magnetic system to that of the d.c. bias in an audio stage. The d.c. bias sets the operating point of the audio stage to the most linear part of its input/output transfer curve. In a similar manner, the high frequency bias sets the "operating point" of the magnetic system to the most linear part of its transfer curve. It is the magnetic properties of

the tape and heads on the machine at that time which determines what the optimum bias current should be. So consequently, we should adjust the bias to the most optimum setting for those conditions—not for some arbitrary meter reading point, or a value that may have been optimum for another type of head previously on the machine.

The upper audio frequencies are the first to suffer from poor bias adjustment, so these are a more sensitive indicator of optimum bias than the 1 kHz often recommended in the instruction manual. To adjust the bias for optimum, set up and record a 10

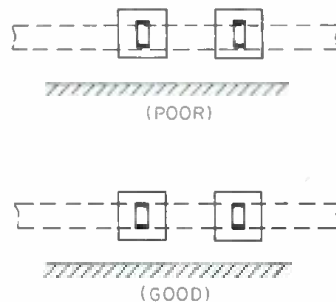
or 15 kHz tone on a blank tape. Observe the audio output of the playback unit while recording, and adjust the bias for peak audio output. Make a note of what the bias meter reading is for this optimum indication of the bias meter is far different than some 100 per cent point on the meter, or that of the previous heads. But for this combination of heads and tape, this is the correct setting for the bias.

BIAS TRAP

The high amplitude bias signal will be recorded on the tape and recovered by the playback head, but will have little effect on the playback amplifier because of its narrow bandpass and the equalizer. But that bias signal *can* affect the output stage of the record unit. Since the mixpoint of the bias signal and the audio signal is really the output circuitry of the audio output stage in the recorder, the high amplitude bias signal can cause intermodulation in that stage. Should this happen, intermodulation distortion components will be added to the audio and degrade the recorder's performance. To prevent this from occurring, a parallel resonant trap is inserted in series with the circuit on the amplifier side of the mix point.

Once the bias trap has been properly adjusted, it is ordinarily stable, unless components fail, or the bias oscillator changes frequency for some reason. It is advisable to check on the operation of this trap occasionally, and if necessary, readjust to correct the operation. An oscilloscope is the best indicator to use for this measurement. Attach the 'scope probe to the amplifier side of the trap. Place the machine in record mode, and observe any bias signal appearing at this side of the trap. Do not use audio input to the recorder because this will only clutter up the 'scope trace. If any bias is pres-

Figure 3. Tape should be positioned so that it equally spans the pole pieces on the face of the heads.



STL Offers The Most Complete Selection Of Test Tapes Available Anywhere

If you are looking for precision test tapes, look no further. STL can serve all your needs with tapes in 2", 1", 1/2", 1/4" and 150 mil cassette sizes. Alignment, flutter and speed, level set, azimuth and numerous special test tapes are available giving you the most accurate reference possible in the widest ranges of formats. Also available is the authoritative Standard Tape Manual, a valuable data book for the audio tape recordist, engineer or designer. This practical and much-needed reference source is compiled by Robert K. Morrison, an international authority in this field.

Write or phone for fast delivery and further information.



STANDARD TAPE LABORATORY, Inc.

26120 Eden Landing Road / #5 / Hayward, CA 94545
(415) 786-3546

The recording industry needed it... so Stanton developed a new stylus system for playing back stampers



© 1977 STANTON MAGNETICS

Stanton Magnetics is proud to introduce the world's first and only stylus system Model 681 BPS*; capable of playing and repairing metal stampers and matrices.

Up until now, it was impossible to check the quality of the matrix until the metal mother was made, or the plating quality in the stamper, until actual records were pressed. By introducing this new special stylus system, Stanton is offering to the record industry the tool which will save precious time, improve the quality of the records, and offer a new way to evaluate the quality of the pressing by comparing it to the first generation copy of the master matrix.

Because this new 681 BPS stylus system is designed around the famous Stanton 681 Calibration series, its performance is recognizably superior, and matches that of a 681 Triple-E Calibration Standard cartridge.

Stampers and matrices being negatives of the record require a counter-clockwise rotation of the turntable** and a custom mounted tonearm, or a special arm with head shell offset in the opposite direction.

The new stylus system has two models: the BPSR, which tracks at 3 to 7 grams, for making minor repairs on stampers; and the BPSM, which tracks at 1 to 1½ grams, for stamper and matrix evaluation.



Audiophiles, who think highly of the professional quality of Stanton products and use them for home entertainment purposes, will find it difficult to use this new system... unless the distribution of metal stampers heads for the consumer market. At any rate, with this new system Stanton maintains its position as a prime innovator and supplier to the recording industry.

*Patent applied for.

**Stanton is even making special turntables for this purpose.



For further information write to: Stanton Magnetics, Terminal Drive, Plainview, N. Y. 11803
"Visit Stanton Magnetics at the Las Vegas Convention Center at Booth #211."
Circle 32 on Reader Service Card

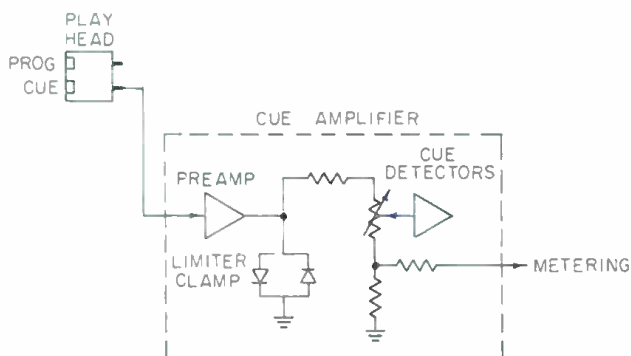


Figure 4. Check the instruction manual and circuit diagram to learn the accuracy of on-board metering. In this instance, the sample point is behind a limiter clamp. The indication can be misleading in some cases.

ent, adjust the trap for minimum indication on the 'scope.

EQUALIZERS

The magnetic system, even when properly aligned and recording bias optimum, will not produce a good audio response curve by itself. Equalizers are required in both the recording and playback amplifiers to make up for the magnetic system deficiencies. The record equalizer presents a steeply rising curve with increasing frequency; the playback equalizer is complementary to this. The equalizers must be adjusted very carefully, and then only after head alignment and bias adjustments have been done. The equalizers

should only be used to compensate for the deficiencies that remain after the magnetic system has been optimized. Over-compensation by the equalizers can mask true system performance, create overload and saturation, distortion, and noise.

When heads are replaced with the same type, the equalizers often need no adjustment at all, or only a touch-up adjustment. But different types of heads, tape, or circuit component replacements can require a greater amount of adjustment of the equalizers. Start with the playback unit first. Play the NAB audio frequency response tape and observe the audio output of the amplifier for a flat response

curve. Touch up the playback equalizer as needed to achieve this flat response. This standardizes the playback system to the NAB standard. Then set up and record audio tones on a blank tape, and again observe the audio output of the playback unit while recording. Adjust the record equalizer to achieve a flat response. Be careful to feed the tones into the recorder at least 10 or 15 dB below normal program level. Higher input levels will cause tape and head saturation—and a false response curve.

CUE TRACK

Cartridge tape equipment is used extensively in broadcast stations. Because of the special cue track on the tape, this equipment lends itself well to automation systems, automatic logging, and other auxiliary functions. The cue track is an audio track. Although the performance of the cue channel in terms of bandpass are not as stringent as those of the program channels, it does require performance quality in terms of signal levels, waveform fidelity, low noise factor and absence of transients. Many of the cartridge machines do not provide adequate means of measuring the cue channel, so other methods must often be used.

A program channel can be used to measure some of the functions of the cue track—provided the cables can be interchanged between the playback cue head and program amplifier. If so, feed the cue head into a program channel. The audio output meter of

NE MONTREUX MUSIC ENCOUNTER

**JAZZ • AUDIO ENGINEERING • MUSIC BUSINESS
MONTREUX, SWITZERLAND • JULY 2-30, 1978**



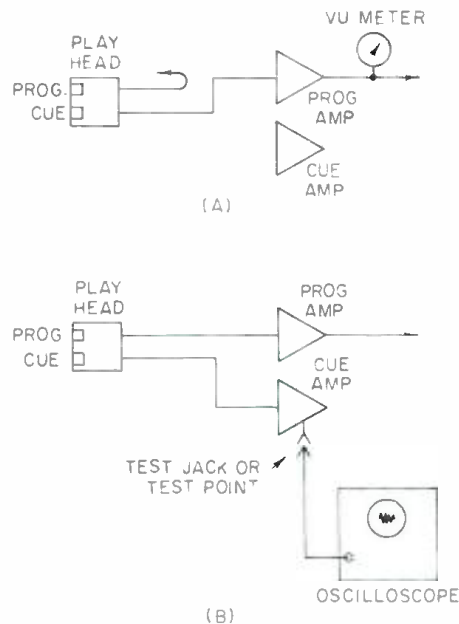
Here is your chance to build skills in JAZZ performance, AUDIO ENGINEERING techniques, and the intricacies of MUSIC BUSINESS while living in the magnificent Swiss Alps. Performers and technical experts of the world famous Montreux (Switzerland) International Music Festival will supplement the outstanding staff of musicians, educators, and audio experts assembled for this unique experience by the University of Miami School of Music. Space is limited so write today for further details.



MONTREUX MUSIC ENCOUNTER
School of Music
University of Miami
P.O. Box 248165
Coral Gables, Florida 33124

ENCOUNTER is a program of the University of Miami School of Music conducted in cooperation with the Montreux International Music Festival, Mountain Recording Studios, and NARAS Institute, the educational arm of the National Academy of Recording Arts and Sciences.

Figure 5. Two methods of measuring the cue channel. In (A) we see the use of a program channel. (B) shows an oscilloscope method.



OTARI

**From Otari for uncompromising recordists.
MX5050-2SHD designed for
peerless two-track quarter-inch masters.**



It's an exception of compact recorders. Specially designed for critical professional applications from the ground up. It leaves nothing to be desired. 68dB signal-to-noise and greater-than-60dB crosstalk. Variable speed DC-servo capstan motor for less than 0.05% wow/flutter and $\pm 7\%$ pitch control. +19dBm headroom before clipping. Motion sensing control logic. Front panel edit and cue; stepless bias adjustability; built-in test and cue oscillator; all front accessible. 600 ohm, +4dBm or -10dBm fixed-level output and XLR connectors. Remote controllability for all transport functions. In short, it's a sheer professional masterpiece to produce desired 15 or 7-1/2 ips masters.

The performance and reliability have been fully proven since its original version was introduced in 1973, in more than one thousand practical applications by broadcasters, studio recordists, audio-visual professionals and musicians all over the world. For the full story of this unique and compact professional machine, ask anyone who uses it or get in contact with your nearest Otari distributor.

**Please send me details on
MX5050-2SHD**

Name _____

Company _____

Address _____

db

Japan: Otari Electric Co., Ltd., 4-29-18 Minami Ogikubo, Suginami-ku, Tokyo 167, Japan
 Canada: Norelco Manufacturing Co., Ltd., 100 Floral Parkway, Toronto, Ontario M6L 2C5

U.S.A.: Otari Corporation, 981 Industrial Road, San Carlos, California 94070

Circle 28 on Reader Service Card

If you think our Stereo Synthesizer is just for old mono records...

**... you don't know what you're missing!
Applications of the 245E Stereo Synthesizer
are limited only by your imagination:**

In the recording studio, you can

- save tracks by recording strings, horns, or drums on a single track and spreading them in the mix
- create stereo depth from synthesizers, electronic string ensembles, and electric organ
- create a stereo echo return from a mono echo chamber or artificial reverb generator
- use one channel to create phasing effects

In broadcasting, you can

- use it on announce mikes to create stereo depth without an image that shifts every time the announcer moves his head
- synthesize mono material before recording it on stereo cart: you'll minimize mono phase cancellation
- use mono cart machines and synthesize the output: you'll eliminate mono phase cancellation entirely
- create an audience-pleasing stereo effect from mono agency spots and network feeds

The 245E is a fundamentally different, patented way of creating stereo space. Its sound is distinct from panpotted point sources or stereo effects synthesized with digital delay lines. It's a dramatic, highly listenable sound that's fully mono-compatible—just add the channels to get the original mono back. At \$327, it belongs in everyone's bag of tricks. (If you get bored, you can always process old mono records into pseudo-stereo).

For further information, see your local Orban/Parasound dealer or write us direct.

orban/parasound

680 Beach Street, San Francisco, Ca. 94109 (415) 673-4544



The Orban/Parasound 245E Stereo Synthesizer

Orban/Parasound products are manufactured by Orban Associates, Inc., San Francisco, Ca.

the unit, or the console and its meter can be used to measure levels. This also has the advantage of making it possible to listen to the track on the console monitor speaker. Set the program channel to normal level with a test tape for reference. Change the head cables and play a tape which has cue or data signals recorded on the cue track. Observe the program channel audio output for the level of each of these tones or data. The levels should be within the NAB standard levels for such tones.

On some machines, the head cables cannot be easily interchanged, so an oscilloscope can be used for measurement. If there is a data test point on the cue playback amplifier, use this point. If there are no test points, then find your own. When a suitable test point is selected, you may wish to permanently install a test jack. The 'scope will measure peak-to-peak voltage, so you will have to compute the dB values. Aside from this drawback, the 'scope offers the advantage of viewing the waveforms, as well as noise or switching transients that may be present.


ON BOARD METERING

Most recorders provide some degree of metering the functions of the recorder. But the indications are often only intended as relative indications—not absolute values. This can be important when troubleshooting problems and actual values are needed. It will pay you to sit down with the circuit diagram and instruction manual and determine exactly what the metering does on a particular machine, where and what it samples. In one cartridge machine, for example, metering of the cue channel is done after a clamp circuit in the cue playback amplifier. If you were trying to determine the signal levels of a logger data train using this meter for example, excessive levels would indicate as normal since the clamp would not allow them to reach higher than the clamp level for the cue circuitry. The clamp would affect only the metering, not the true level on the tape.

SUMMARY

Overall performance of the recorder requires many elements functioning together as a system. Measurement of individual functions is important when making adjustments. Some units provide on-board metering which can be used for this measurement, but it is well to know how reliable the indications are in each case. These are often only relative indications and not suitable for accurate measurement. In all cases, human judgment is still needed.

The Technics ST-9030 tuner. Purists would feel better if it cost over \$1,000.



To some, tuners that offer 0.08% THD, 50 dB stereo separation, a capture ratio of 0.8 dB and waveform fidelity should demand a price tag of over \$1,000. But with the ST-9030 this performance can be yours for under \$450.

That's quite a feat for a tuner. But then the ST-9030 is quite a tuner. It has two completely independent IF circuits: A narrow band, for ultra-sharp selectivity. And a wide band, for ultra-high separation and ultra-low distortion. It even selects the right band, depending on reception conditions, automatically.

Both bands give you the same extended flat frequency response. Because, unlike conventional tuners, the ST-9030 utilizes an electronic pilot cancel circuit that cuts the pilot signal, without cutting any of the high end. It's ingenious. And a Technics innovation.

The Technics ST-9030 has one of the quietest, most sensitive front ends of any tuner. With an advanced linear frequency 8-ganged tuning capacitor and 3 double-tuned circuits, plus dual gate MOS

FETs in the 2-stage RF amplifier and balanced mixer circuit. What's more, there's a servo tuning circuit that locks into the tuned frequency, regardless of minor fluctuations. The result: Negligible drift distortion and maximum stereo separation.

Technics ST-9030. Compare specifications. Compare prices. And you'll realize there's really no comparison.

THD (stereo): Wide—0.08% (1kHz). Narrow—0.3% (1kHz). S/N: 80 dB. FREQUENCY RESPONSE: 20Hz—18 kHz +0.1, -0.5 dB. SELECTIVITY: Wide—25 dB. Narrow—90 dB. CAPTURE RATIO: Wide—0.8 dB. Narrow—2.0 dB. IF, IMAGE and SPURIOUS RESPONSE REJECTIONS (98 mHz): 135 dB. AM SUPPRESSION (wide): 58 dB. STEREO SEPARATION (1 kHz): Wide—50 dB. Narrow—40 dB. CARRIER LEAK: Variable —65 dB (19 kHz). Fixed —70 dB (19 kHz, 38 kHz). SUGGESTED RETAIL PRICE: \$449.95*.

Technics ST-9030. A rare combination of audio technology. A new standard of audio excellence.

*Technics recommended price, but actual retail price will be set by dealers.

Technics Professional Series
by Panasonic

Circle 26 on Reader Service Card

SHOCK CONTROL PRODUCTS

"Kinetics Vibration Isolation and Shock Control Products" entitles a four-page looseleaf brochure describing spring-designed devices holding heavy equipment away from vibrational surfaces. Mfr: Peabody Noise Control Inc., P.O. Box 655, Dublin, Ohio 43017.

DIODES

A new 238-page product catalog lists Zener diodes, temperature compensated diodes, NPN switching transistors, TransZorb silicon transient voltage suppressors, and high-speed, high-voltage switching transistors. Mfr: General Semiconductor Industries, Inc. P.O. Box 3078, Tempe, Az. 85281.

ATTENUATORS

A line of attenuators, microwave components, and noise products, over 150 items, listed in new literature. Mfr: Micronetics, Inc., 36 Oak St., Norwood, N.J. 07648.

PRECISION MECHANICAL COMPONENTS

576 page Manual A8 describes gears, assemblies, breadboard components, hardware, bearings, linear motion components, couplings, and plastic drive belts, etc. Mfr: Ampersand, P.O. Box 388, Rockville Center, N.Y. 11570.

BREADBOARDING/TEST EQUIPMENT

Electronic prototyping, development, and testing hardware such as logic probes and digital pulsers are covered in a 12-page catalog. Mfr: Continental Specialties Corp., 70 Fulton Terr. New Haven, Ct. 06509.

ELECTROLYTIC CAPACITORS

Both axial and radial aluminum capacitors are covered in a 6-page technical brochure. Mfr: Tradeline, Inc., 1 World Trade Center, Suite 1829, New York, N.Y. 10048.

SEMICONDUCTORS

Cross-referenced, in alphanumeric order, more than 137,000 industry part numbers pertaining to semiconductors are listed in the 1978 ECG Semiconductor Master Replacement Guide. Mfr: General Telephone & Electronics, 1 Stamford Forum, Stamford, Ct. 06904.

FLEXIBLE DISCS

The Verbatim flexible disc line is listed in a four-page data sheet. Mfr: Information Terminals Co., 323 Soquel Way, Sunnyvale, Ca. 94086.

RECORDER BUYER GUIDE

The most important features required in a full-capability X-Y recorder are discussed in this 4-page data sheet and information bulletin. Mfr: Inquiries Mgr., Hewlett-Packard Co., 1507 Page Mill Rd., Palo Alto, Ca. 94304.

WIRE/CABLE CROSS REFERENCE

Part numbers for the manufacturer's line, plus corresponding numbers from 10 other manufacturers, covering wire, cable, and cord sets are included in this guide. Mfr: Columbia Electronic Cables, 11 Cover St., New Bedford, Ma. 02744.

Introducing

"The Swiss Connection"

Neutrik has precision-engineered the world's most advanced XLR-Type audio connectors. These electro-mechanical components are Swiss-crafted to meet the demanding requirements of professional, industrial and commercial applications. (Available in nickel finish with silver-plated pins or black finish with gold-plated pins.) Write for details... we guarantee this will be your best connection ever!

NEUTRIK
PRODUCTS

PHILIPS AUDIO VIDEO SYSTEMS CORP.
A NORTH AMERICAN PHILIPS COMPANY
91 McKee Drive, Mahwah, N.J. 07430 • (201) 529-3800

Great kids. Great families. AFS brings you together.



For 30 years, AFS International Scholarships has introduced great families, like yours, to young people from around the world. Your family can host an AFS student for a year while he or she attends high school in your community.

It is a special opportunity for your family to know a young person from another culture. You share your world while learning about his. A year of friendship, challenge and fun.

It all happens at home. And all you have to be is yourself.

Host an AFS foreign student.

For more information, write AFS. Or call (212) 661-4550. We will put you in touch with the AFS program nearest to you.

AFS International Scholarships

313 East 43rd Street, New York, N.Y. 10017 • Tel. (212) 661-4550

TDK AMPEX
Minimum Order 12 Tapes

Blank Tapes

at wholesale prices!

CASSETTE TAPES

AMPEX C-90 3 pk w/ stackette	\$4.99 for 3
BASF Studio C-90	2.80
Fuji FX C-90	2.80
Maxell LN C-90	1.99
Maxell UD C-60	1.93
Maxell UD C-90	3.84
Maxell UD C-120	3.84
Maxell UDXL 1 or 2 C-60	2.47
Maxell UDXL 1 or 2 C-90	3.47
Memorex C-90 3 pk	5.99 for 3
Scotch C-90 3 pk	4.99 for 3
Scotch Master 2 or 3 C-90	3.29
Sony C-90	1.70
TDK D C-60	1.14
TDK D C-90	1.56
TDK D C-180 (180 minutes)	2.88
TDK AD C-60	1.62
TDK AD C-90	2.40
TDK AD C-120	3.30
TDK SA C-60	1.94
TDK SA C-90	2.88

REEL-TO-REEL

Maxell UD 50-60 (1200 ft.)	4.31
Maxell UD 35-90 (1800 ft.)	4.99
Maxell UDXL 35-90B (1800 ft.)	6.07
Maxell UD 35-180 (3600 ft. 10 1/2")	12.99
Scotch 212 (1800 ft.)	3.79
Scotch 237 (1800 ft.)	4.99
TDK L 1800 (1800 ft.)	4.64

8-TRACK

AMPEX 382 8T 90 min	1.49
Maxell LN 8T 90 min	1.99
Memorex 2 pk 90 min	3.99 for 2
Scotch 2 pk 90 min	3.99 for 2

J & R Music World
33 Park Row, N.Y.C. 10038 Dept. DB
(212) 732-8600

MAIL ORDERS: For shipment within 48 hours send money order or certified check. Two weeks delay on personal checks. Please add \$2.50 per order for shipping & handling. N.Y.S. Residents add tax. C.D.O.S. ALL TAPES 100% GUARANTEED
Minimum Order 12 Tapes

Write for free tape catalog

Circle 31 on Reader Service Card

THE FAMOUS ORIGINAL REVERBERTRON



NOW LESS THAN \$600

This is the original REVERBERTRON, not a substitute. Until now it has been selling for \$1148. Price reduction is due to improved production technology.

The REVERBERTRON Model #659-00 is designed to enhance broadcast/production or recording studio sound. It features solid state electronics in separate removable enclosures to isolate from ambient noise. Also contains high performance electro-mechanical delay lines, continuous reverb mix controls, VU metering, 3 band equalization, remote controls and selectable delay time. All in 7" of vertical rack space.

FOR COMPLETE DETAILS CALL OR WRITE SAM JONES



BROADCAST & SOUND EQUIP. CORP.
75 AUSTIN BLVD., COMMACK, N.Y. 11725
(516) 543-5200

Circle 29 on Reader Service Card

JOHN M. WORAM

db The Sync Track

More on Cleanliness vs. Loudness

● I'm always amazed by reader reaction to this column. Every so often, I'll sound off on the state of the recording scene (November, for instance), and then watch for the angry Letters to the Editor to start arriving. I'm still watching, but there's not even a post-card in sight.

But, way back in June, I took a gentle poke at broadcast management, and the letters are still arriving. One was printed in the October issue, and a few others were excerpted in December. The October contributor has written again, more-or-less supporting some of my responses, but raising a point or two that I'd like to belabor.

First is a clarification (sort-of) of what I originally wrote back in June. This may seem like a bit of nit-picking, and perhaps it is, but I see a more important issue here than the one we appear to be discussing. That issue is the simple (or impossible, perhaps) art of communicating.

I reported that a console manufacturer, well-known in the recording industry, appeared to be selling a lot of \$15-20,000 consoles to broadcasters. I thought that was a lot of money for a broadcaster to shell out.

In his most recent letter, the broadcaster says, "You say we should spend 15 to 20 grand for a (brand X), mainly for its better quality, rather than 5 to 8 grand for a (brand Y, Z) etc. . . . I still say that from a business point of view, all that extra money would attract very few new listeners and make(s) it a foolish expenditure."

Now wait a minute! Did I say the broadcaster should spend 15 to 20 grand, etc.? No way! I reported that these consoles "seem to be moving well, and that's good news." What bothers me is that such an observation about a manufacturer's sales can get twisted around into a directive to go out and make "foolish expenditures."

By now, some may be saying, so what? (The thought had occurred to me.—Ed.) Well, this magazine is involved in the art of communication, and from reader reactions, it seems that a lot of you are active in the

communications field. So, it's to the point that there seems to be at least a partial breakdown in communications here that I'd like to repair, especially since similar statements are sure to appear on these pages again.

OBJECTIVE REPORTING

When db reports on the goings-on at one or another audio-related convention, press conference or whatever, that report should not be interpreted as anything more than what it is. It's a simple fact of life that many of our readers are unable to attend all the meetings that take place around the country. In fact, to get to all of them would be more than a full-time job. We get to a few, and like to pass on a little bit of what we see. Well, last June, it appeared that at least one manufacturer (actually, many) had discovered a market for high-quality broadcast consoles. If you want to uncover some hidden meaning in all this, how about "reading into" the report that some stations do not seem to think that 15 to 20k is a foolish expenditure? As for your own station (or recording studio, sound reinforcement company or whatever), its up to you—not us—to decide what's foolish and what's not. If you are lucky enough to see all the new equipment at first hand, and already know what your colleagues are doing, you're very fortunate. But many readers are not so lucky, and look to db (we hope) as a window on what's happening in the world of audio. But that does not make the magazine, or any of its writers, a dictator of what shall be done. When we pass along some little piece of news—often with an editorial comment thrown in for good measure—this should help some readers in deciding what's best—for them. But, please don't construe any remarks here as a directive to do something foolish.

I bring all this to the surface here because it's not the first time a reader has attached more significance to something written than it deserves. Unfortunately, there's a tendency to believe



9 outstanding reasons why you should choose Otari

1. MX-5050-2S Two-Channel Half-Track Popular worldwide • 15 & 7½ or 7½ & 3¾ ips • Optional dc capstan servo • Also reproduces quarter-track • Other features listed below.

2. MX-5050-FL One-Channel Full-Track • 7½ & 3¾ ips • Also reproduces two-track.

3. MX-5050-QXHD Four-Channel Quarter-Inch 15 & 7½ ips • Variable speed ($\pm 7\%$) dc capstan servo • Other features same as two-track.

4. MX-5050-8D Eight-Channel Half-Inch Full eight track performance and features • 15 & 7½ ips • Variable speed ($\pm 7\%$) dc capstan servo.

5. Mark II-2 Two-Channel Quarter-Inch All MX-5050 features plus: • Separate transport and electronics • 15 & 7½ ips • Variable speed ($\pm 7\%$) dc capstan servo.

6. Mark II-4 Four-Channel Half-Inch Same features as Mark II-2.

7. MX-7308 Eight-Channel One-Inch Compatible one-inch eight-track format • 30 & 15 ips • Reel tension servo • Long life heads • Floor console.

Call or write for full specifications and pricing.

OTARI

8. ARS-1000 Automated Radio Station Reproducer Two speeds 7½ & 3¾ ips • Two channel stereo • Ruggedized for continuous operation.

9. DP-4050 8:1 In-Cassette Dupli-cator Easily operated • Open-reel master (7½ or 3¾) and six slaves • Six C30's in under two minutes.

All Otari recorders feature:

- Professional quality and reliability
- Selective reproduce on all channels
- 600 ohm +4 dBm outputs
- XLR connectors • 19 dBm headroom
- Motion sensing • Edit and cue
- Built in test tones • Portable, rack, or console mounting

the sync track (cont.)

anything—as long as it's in print—and that's bad enough. But to read even more into the printed page than is actually written there is often dangerous—both to the reader and the writer.

Moving right along, the letter writer says, *As for reverbs (on newscasts, etc.), I personally don't like them, but who are you or I to tell a station it is bad to use one, if they have made a professional judgment that it will increase listenership? etc.* Well, I would never say such a thing, unless the sta-

tion had called on me for advice—which seems unlikely, to say the least. However, I do reserve the right to chide such foolishness, and suggest that the broadcast management may grossly underestimate the mentality of its audience.

Which brings us to yet another letter, from the director of engineering at a southern a.m./f.m. station, who notes that I offer my . . . *opinion of the idiots in the listening audience and sum up listeners' psychology in a few words. He may have made a whole new territory to attack.* (?—JMW)

Woram may not be aware that millions have been spent in audience research to determine just what attracts or discourages listeners, and that the experts have been unable to sum it up so concisely.

It is quite obvious that Mr. Woram is out of his field of expertise (and) not intimately aware of the basic problems facing broadcast engineering today.

Well, yes and no. First of all, I haven't summed anything up concisely in years. And my opinion on "idiots" was that there are no more of them in the listening audience than in the control room (October *Sync Track*, if you're keeping score). Does the writer disagree? I can't tell.

COMPROMISES

As for the millions that have been spent, with all due respect. I submit that a lot of people probably choose a station because of its format (hard rock, MOR, all-news, "beautiful music" etc.). Unless the station is grossly distorted, the typical listener (not an idiot, but not an audio engineer either) may not be aware that *some* of the distortion he hears is unnecessary. On the other hand, some of it may be unavoidable, due to the trade-offs that are necessary to stay on the air and competitive.


As in the recording studio, compromises must be made. And, just as some recording studios go too far in doctoring the sound, so do some radio stations. To paraphrase a recent obscenity ruling, "I may not know how to define filth, but I know it when I hear it." And that's my "expert opinion," as a casual listener who does not have an intimate acquaintance with the "basic problems facing broadcast engineering today."

But what about those problems? Perhaps some of our broadcast industry readers could define them for our other readers, and for me, since here I am certainly out of my field of expertise—which seems to be getting into trouble with readers.

By the way, I have purposely not identified the writers mentioned here, since I would prefer that my counterattacks are taken generally, rather than personally. However, I really do appreciate hearing from them, since it gives me the opportunity to present conflicting viewpoints (and saves me the work of having to write the whole column myself). And so, here's a note to future letter writers; if it's okay to mention your name, please give permission to do so. Otherwise, I'll continue to use my own judgment, and you know what *that* could mean! ■

NEW FROM LEADER

The 7-in-One Audio Systems Analyzer.



It's a Scope, Oscillator, Driftmeter, Wow/Flutter Meter, AC Millivolt Meter, Attenuator and Dummy Load.

Model LAS-5500 . . . \$1,995.

See your Distributor or Write for Details.

151 Dupont Street, Plainview, N.Y. 11803



(516) 822-9300

In Canada Omnitronix Ltd., Montreal, Quebec

When Quality Counts . . .

LEADER
Instruments Corp.

Nothing else
matches it for
features and
reliability



ADM's UNIQUE DA16/CH20 AUDIO DISTRIBUTION SYSTEM


The ADM® DA16 incorporates an advanced-design approach, with superb specifications. It is the ultimate in audio distribution amplifiers. Each amplifier is a one in, six output plug-in card with +24DBM input and output capability.

The input is transformer coupled, and each of the six outputs is individually transformer isolated. Amplifiers have individual front panel gain adjustments.

Noise level is ultra low, and distortion is less than .1% at +24DBM.

Up to six DA16 amplifiers can be housed in the Audio Designs® CH20 rack frame, which includes a redundant power supply with automatic change-over. Built to exacting quality standards, DA16 amplifiers offer exceptionally high reliability. For complete information write or call for specification sheet.

A COMPLETE LINE OF HIGHEST QUALITY
CONSOLES AND COMPONENTS



AUDIO DESIGNS AND MANUFACTURING, INC.
16005 Sturgeon, Roseville, Michigan 48066
Phone: (313) 778-8400, Cable: AUDEX TLX-23-1114

AMPEX

DISTRIBUTED OUTSIDE U.S.A.
BY AMPEX INTERNATIONAL OPERATIONS, INC.

Control Room Feedback

● Recently I have been receiving questions about setting up various kinds of systems where loudspeaker-to-microphone feedback can be a problem. Of course, this is well enough known in the ordinary public address or sound reinforcement system, but the kind of situation that my correspondents have been inquiring about have been where the microphone and loudspeaker are both one step removed, so to speak, from the main audience area.

This could be in a radio station, where the audience is actually invisible to the operator, or it could be in a public address or sound reinforcement situation, where the operator is provided with a sound-proof booth so he can see the audience area and the performing area, but is acoustically insulated from them.

In either of these situations, the operator is provided with a monitor loudspeaker system, so he can hear, hopefully, what the audience hears. In the case of a radio station, this is not difficult. When dealing with a sound reinforcement system, there may be level problems; how does the operator know the relationship between the level at which he hears the sound in his monitor system and that at which the audience hears it?

In passing, I should mention that the recording studio control room is something like the radio station control room, although each presents its own variations of the problem.

In either a radio station or a recording studio, level is usually taken care of by modulation level, so that the monitor is more of a quality indicator than a quantity indicator. You are concerned with what is heard, rather than with how loudly it's heard. How loudly they hear it is the listeners' concern determined by their volume controls. You will be using as close to maximum modulation as possible, to secure a good signal-to-noise ratio.

PUBLIC ADDRESS

But in a public address or sound reinforcement situation, the signal-to-noise problem is totally acoustic. The sound you hear on the monitor is usually a replica of that picked by the microphone out there on stage from the person speaking, singing or whatever, or from some musical performance, as the case may be.

What you hear on the monitor will not change according to audience occupancy or activity, because the microphone will pick up the performance just the same. However, what the audience hears is very much affected by audience occupancy and activity. What is more than adequate sound level in a nearly empty auditorium becomes nearly inaudible when that same auditorium is full of people.

And if those people are applauding, whistling, screaming, or otherwise participating in the event, there is even greater demand on the system for a higher level of sound reproduction. How well are you aware of these factors in the sound-proof control room? What may seem to you to be a perfectly adequate level, based on the sound presented to you by your monitor, may be virtually inaudible "out there."

One of the earlier solutions to this was to put the control point in a typical listening position within the audience area so the operator was actually in a typical audience listening position. If he then needed to have contact with the stage or back-stage area, that would be provided by telephone, or other private audio link; communication can get difficult, if the audience sound level happens to be rather high.

A more recent alternative gives the operator better privacy by putting him in a sound proof booth and then provides him with the various audio links he needs, one of which would be with the stage and back-stage areas and another with the audience area so he can sample what the audience is hear-

ing directly. But he cannot do all these things at once; he must have command of the situation so he can monitor each circumstance as he needs to do so.

DOUBLE DUTY

So far so good, but now, with rising costs and all that stuff, we are finding more instances where the people in the control room—or perhaps the person in the control room, because he must handle the entire job alone—have to do double duty. As well as monitoring what the audience is listening to, he must also make announcements or in some other way communicate directly with the audience, speaking into a microphone.

This is the problem about which I have been asked lately. We are back in the old acoustic feedback arena again. If you have ever done public speaking engagements, you can hardly have missed the situation where the audio operator had the gain too high and the system was on the verge of ringing all the time. You wished that, as well as being up there speaking, you could have your hand in reach of the gain control so you could stop that ringing.

From the speaker's point of view, this is a frustrating situation. Is the audio man trying to tell you to speak louder so he can turn the gain back? The trouble is, if you speak louder, you also stimulate that ringing more, and probably set up a full-fledged howl. In more than one instance, where the auditorium has not been too big for me to fill with energy from my own vocal cords, I have switched the microphone off and then used my own unaided voice.

That stimulates a variety of reactions. Most uninitiated people in the audience will conclude that the sound system failed, so I had to raise my voice. You may hear comments about the "good old human larynx is not so bad, after all." The audio man does not know what happened, as a rule. He will probably run round the place like a chicken with his head chopped off, looking for a break in the mic connection, not realizing you switched it off on purpose.

But you may be in the other position, the audio control person. You have to cope with the soft-voiced lecturer who just will not get close enough to the microphone, or the loud-voiced lecturer who just will not get far enough back from it, while you struggle to adjust gain to "compensate"—whatever that may mean. For the soft-voiced speaker who is convinced that you can "take care of it," you operate on the verge of ringing, because other-

wise the audience won't hear anything. For the loudmouth, you have difficulty delivering intelligible sound to the audience because he is blasting the microphone input.

Compared with this kind of problem, a situation where the same individual is running the whole show would seem to have advantages. He can set gain, adjust his voice, and monitor what the audience hears, all by himself, without having some other fool louse it up for him. The trouble is, that is not too easy either.

People have written to ask me the best way to do this. Really, as with so many other problems, there is no one universal, best way. It depends on the precise nature of the situation. It also depends on the faculties of the individual who will be trying to do all those things at once.

The usual problem arises when such a system provides a key, to bring in the operator's mic, and putting the mic on allows acoustic feedback between the monitor loudspeaker and the operator's mic.

USING GAIN

To stop acoustic feedback, you turn back on gain somewhere. Where, in this case? If you turn down the gain from the operator's mic, that will reduce the level at which his voice goes into the system, probably making it too quiet. What you need to do is to reduce the level fed to the monitor loudspeaker.

That is usually a preset control, or at least a less prominent, or easily available control, than that for the microphone. But even when you know what to do, it takes remembering to

do it or that acoustic feedback is going to keep happening. One remedy is to use some ganged switching, or keying, that inserts some attenuation in the monitor circuit whenever the operator's mic is turned on.

This may be quite satisfactory for some operators; others may find it difficult to work with. That will be particularly true for those operators who normally operate their monitors at quite a high level. Inserting enough attenuation to prevent acoustic feedback will reduce the monitor level to the point where, when what they are monitoring is their own voice, they will think the monitor "isn't on."

For this kind of individual, the better plan may be to provide headphones for monitoring when they use the operator's mic. Possibly you could provide an electrical interlock so that, unless the headset is plugged in, in turn disabling the monitor loudspeaker's output, the operator's mic will not come on.

Then, when he is about to use his mic, the operator dons the headset and plugs it in, automatically turning the loudspeaker off, and he is monitoring the program on his headset. When he is ready, he keys the mic on, and does his thing. He will hear his own voice in the headset, rather like sidetone in a telephone conversation. The level should be the same as that for the program he was monitoring a moment before.

TWO CHOICES

So we have two basic choices: attenuate the loudspeaker, or substitute a headset. From what I have just said, you may conclude that the latter has


the advantage. But really it depends on the individual, as well as the situation. Listening to oneself on a headset while one is speaking can make some people tend to get tongue-tied, because it is an unnatural "sidetone."

The important thing is to arrange the system in a way the operator can live with. Few operators want to monitor everything on headphones; they would rather monitor most of the program on a speaker. So whichever is used involves making changes. Which kind of change can the individual operator, working in the situation presented, handle most easily? That question will probably help you answer the choice correctly.

If you are using a variety of operators and perhaps using the facility in a variety of situations, the best thing may be to make both alternatives available so each operator has his choice. If plugging in the headphones disconnects the input to the monitor loudspeaker amplifier and the keying reduces loudspeaker level by means of attenuation at its output, then each method can work independently.

When the headphones are not plugged in, the loudspeaker volume will be reduced when the operator's mic is keyed on. When the headphones are plugged in, keying the operator's mic will not change the level in them, but the monitor loudspeaker will be off, anyway.

With a flexible system like that, the operator has his option and can pick whichever method of operating suits him best. That is the least you can do for a guy who, for those few moments, will have his faculties rather heavily taxed! ■



The New Leader in DIGITAL DELAY

For natural, unobtrusive sound reinforcement in any church, theater, or hall.

For chorus, doubling, and echo effects in recording or broadcast.

THE PROBLEM: Digital delay lines (DDLs) are the established standard for time delay, due to their high S/N, low distortion, long delays and wide bandwidth at all delay lengths. But DDLs have been too expensive for many applications.

Analog delay lines have been accepted as a substitute because they provide some useful effects at a modest price. But their performance and flexibility are severely limited; frequency response and dynamic range deteriorate as delay length is increased.


THE SOLUTION . . . DELTALAB DIGITAL DELAY

DeltaLab introduces the Problem-Solver: a new high-performance DDL at a price comparable to ordinary analog units. It features:

- Three outputs with independently selectable delays.
- Delay lengths from 5 mS to 160 mS.
- Frequency response 30-15K Hz at all delay lengths, all outputs.
- No audible noise. (Dynamic range > 90 dB.)
- No audible distortion. (THD < 0.2%, mostly pure second harmonic.)
- No audible side effects—hum, whistles, birds, quantizing noise, or compander noise-pumping.
- Input and output levels adjustable from 0 to +24 dBm.
- Price: approx. \$1200.


WHO IS DELTALAB? In digital audio, experience counts. DeltaLab is a new consortium of engineers and scientists with a combined experience of over 50 years in aerospace, digital electronics, and high-quality audio. Our previous designs (under other brand names) include some of the most respected products in audio today.

For more information, including the name of your nearest distributor, write or call: DeltaLab Research Inc., Attn: Peter Tribeman (617) 458-2545.



DeltaLab DeltaLab Research, Inc.
25 DRUM HILL ROAD,
CHELMSFORD, MASS. 01854

Available at Quality Dealers



Audio Tape for professionals



REEL TO REEL TAPE
Ampex, 3M. All grades.
On reels or hubs.

CASSETTES, C-10—C-90.
With Agfa, Ampex, 3M tape.

LEADER & SPLICING TAPE

EMPTY REELS & BOXES
All widths, sizes.

— COMPETITIVE • FROM STOCK —

For your catalog, call or write: **Vito Cappi**
312/297-0955

Recording Supply Co.
Div. of Polyline Corp
1233 Rand Road
Des Plaines, IL 60016

Circle 16 on Reader Service Card

Switch to a better idea



The leader in features, performance, and reliability in replacement recorder electronics. 3-speed EQ; distortion-reducing circuits; remote control. Compatible with most transports.

Inovonics' Magnetic Recorder Electronics

Model 375—\$690

Inovonics Inc.
503-B Vandell Way
Campbell, CA 95008
(408) 374-8300



MARTIN DICKSTEIN

db Sound With Images

A State-of-the-Art A/V Programmer

● In the past, this corner has indicated that there would be columns on hardware in the a/v field, and on occasion there have been. In the November, 1977 column, I talked about the complex presentations that could be produced with the latest programmers. Although none was mentioned, I had received some time ago some literature from a manufacturer of just such equipment, along with a very nice letter. This equipment may be familiar to some of you by this time, but perhaps others would like to learn of some features that are available. This is in no way an endorsement of the devices, but perhaps the beginning of a series on some of the programmers on the market. (Another manufacturer was mentioned not too many months back, come to think of it.)

The covering letter was written by Norman A. Sauppé, President of Spindler & Sauppé of North Hollywood, California. Here are a few excerpts.

I have enjoyed your column Sound With Images for some time now, and thought you would be interested in three new products our company is introducing that incorporate microprocessor technology. All three products also synchronize with audio tape recorders . . .

The Producer 32 . . . is the first microprocessor slide projector and is designed for film chain use. A 5,500 Hz synchronizer built into the unit synchronizes its electronic memory programmer with a stereo audio tape recorder. The tape recorder is also used to store the digital data for reloading the memory.

The OmniSystems remote control was shipped starting in March 1977. The memory programmer/audio tape synchronizer was available in the fall of 1977.

The Director 24 is the most feature-laden multi-image programming system ever introduced. A built-in data tape recorder handles storage of the memory, and a 1000 Hz synchronizer is built-in for an audio tape recorder.


With that for an introduction, I went through the literature to get further details. The following comes from that written material. The excerpts will not be direct quotes, necessarily, but should be precise enough to pique your interest.

SELECTROSLIDE PRODUCER 32

The Selectroslide Producer 32 is the first film chain slide projector to incorporate into one unit a dissolve and special effects system, memory and audio tape programmer and full random access. The system also includes quickly interchangeable precision magazines, preview of all slides without rotation of the magazines, 1000-hr. tungsten-halogen projection lamps with push button lamp ejection, and an air filter for both optics and mechanisms.

The random access is operated automatically in the "shortest way" route with digital readout for each magazine, and sequential automatic reverse. There are 16 precision dissolve rates from "cut" (12 frames) to 15 seconds (450 frames). All rates are available for fade-ins, fade-outs, alternation between magazines, and superimposition effects. Both magazines can be individually sequenced forward or reverse, or crawled either right-to-left or left-to-right. With cuts, slides can be advanced every 1.5 seconds.

All of the above effects, including fast advancing either slide magazine forward or reverse up to 15 slide positions, can be stored in the 451-cue memory. The memory can be loaded with each cue being performed as it is stored, or the memory can be loaded with the magazines in "standby" position. Once in the memory, cues can be advanced or reversed one at a time or at high speed rate of 10 cues-per-second. This automatically will move the slide magazines and switch projection lamps so that proper positions are achieved at the stopping point. The i.e.d. readouts will also follow and indicate position and upcoming cue. A restart button automatically returns the



From the publishers of



An in-depth manual covering every important aspect of recording technology!

The Recording Studio Handbook

by John Woram

**2nd
BIG
PRINTING!**

"John Woram has filled a gaping hole in the audio literature . . . This is a very fine book . . . I recommend it very highly . . ." — *High Fidelity*.

And the *Journal of the Audio Engineering Society* said: "... a very useful guide for anyone seriously concerned with the magnetic recording of sound."

The technique of creative sound recording has never been more complex than it is today. The proliferation of new devices and techniques require the recording engineer to operate on a level of creativity somewhere between that of a technical superman and a virtuoso knob-twirler. This is a difficult and challenging road. But John Woram's book charts the way.

The Recording Studio Handbook is an indispensable guide. It is the audio industry's first complete handbook that deals with every important aspect of recording technology.

Here are the eighteen chapters:

- The Decibel
- Sound
- Microphone Design
- Microphone Technique
- Loudspeakers
- Echo and Reverberation
- Equalizers
- Compressors, Limiters and Expanders
- Flanging and Phasing
- Tape and Tape Recorder Fundamentals
- Magnetic Recording Tape
- The Tape Recorder
- Tape Recorder Alignment
- Noise and Noise Reduction Principles
- Studio Noise Reduction Systems
- The Modern Recording Studio Console
- The Recording Session
- The Mixdown Session

This hard cover text has been selected by several universities for their audio training programs. With 496 pages and hundreds of illustrations, photographs and drawings, it is an absolutely indispensable tool for anyone interested in the current state of the recording art.

Use the coupon at the right to order your copy of *The Recording Studio Handbook*. The price is only \$35.00, and there's a 15-day money-back guarantee.

SAGAMORE PUBLISHING COMPANY, INC.

1120 Old Country Road, Plainview, N.Y. 11803

Yes! Please send _____ copies of THE RECORDING STUDIO HANDBOOK at \$35.00 each. On 15-day approval.

Name _____

Address _____

City/State/Zip _____

Total payment enclosed \$ _____
(In N.Y.S. add appropriate sales tax)

Please charge my ☐ Master Charge
☐ BankAmericard/Visa

Account # _____ Exp. date _____

Signature _____

(charges not valid unless signed)

Outside U.S.A. add \$2.00 for postage

system to cue 1 with memory and magazines at the starting positions. A 5500 Hz synchronizer records activating pulses on a track of an audio or video tape recorder.

OMNISYSTEMS

OmniSystems is the world's first microprocessor-based remote control system with information retrieval for 480 slides, plus film, video, audio, and all the variables for room environment including curtains, lights, etc. The Equipment Controller unit can be

mounted in a rack in the projection booth, while the remote control unit can be kept in the conference room. As many as five remote control units can be paralleled and wired to the Equipment Controller (using only a four-wire cable, or six-wire if there is to be a phone intercom).

The control system can be set up to project in either of two ways. Although normally designed for use with dissolve, it can also be used for conventional projection, showing all slides on projector 1 first, then automatically switching to the second projector. The

system is set up on the decimal identification of slides. For example, in drum 1, slide 30 is indicated as "1.30." Thus, after slide "1.80" is shown, the next forward cue shows slide "2.01." In reverse, similar action takes place.

In the dissolve mode, slides are read as 1 to 160 for each screen and dissolve takes place between the projectors on each screen. In this mode, it is impossible to get the two projectors on each screen out of synchronization. When a "0" is entered into the system, pressing the All-Select button will put the projectors into standby (lamps off) and will home all trays to the zero position. Random access is also possible by entering the selected slide numbers and pressing the Select button or buttons. By setting on number and pressing "All Select," the system will move to the same position on all screens. There is also control for focussing a projector, but only when the lamp is on, and adjusting the volume of any audio source feeding into the system, and there are countless other possibilities for external peripheral equipment which can be controlled with this unit.

DIRECTOR 24

Then there's the Director 24. This system makes available a total of 31 dissolve rates, in one-second increments, from a one-second dissolve to a 31-second lap dissolve. These are in addition to a "cut" and a new ultra-fast "chop." Fade-in and fade-out effects can also be programmed at 33 different speeds, and dissolves and fades can be stopped, continued, or changed in rate at any point. The system also allows each projector to perform in a dual role, either as part of a dissolve loop or as an independent projector under the control of a lamp and slide change "fader."

The system also permits the automation of forward or reverse stepping of each individual projector as many as 31 slides ahead or back. Director 24 is the first system to do this, eliminating the need for duplicates of slides in a presentation where the same slide is shown more than once. There is also no need for blank slides. This allows the trays to be filled to capacity with active slides only, minimizing hectic slide changes.

The Director 24 offers 128 different timing codes called Cue Links. These range from intervals of 1/64th-second to 7 15/16th-seconds, in 1/16th-second increments. They may be used with both dissolve system cues and auxiliary channel cues.

Flashing a slide off and on for an extended period of time could easily consume as many as 100 individual



**There's a
new group
in town.**

Professional performers for stage and studio...from ATLAS SOUND, the world's leading manufacturer of microphone stands and booms.

Take these Porta-Stand headliners, for example. For today's artist there's Model PS-C, America's first floor stand with spring-action telescoping legs, most practical where mobility or transportation costs are a consideration.

For acts that have their ups and downs, Model PS-S features our exclusive touch-control clutch that makes height adjustment so easy, you can raise and lower the microphone with one hand tied behind your back.


There is Model PB-1, one of a series of new easy-adjustment microphone boom attachments which fit all ATLAS SOUND microphone floor stands.

And, for choir or studio, the mobile model SB-100W Boom, 9 ft. long, with its unique flexible drive balance-control and 350° microphone-follower.

There are even two new desk-top microphone stands — one of decorative Carrara marble, the other with a vibration-isolating base for sound-absorption no matter how strong the beat.

For details on these and other microphone stands/accessories headliners, Contact: ATLAS SOUND, Division of American Trading and Production Corporation, 10 Pomeroy Road, Parsippany, NJ 07054; Tel. (201) 887-7800.





"Unequivocally, this is by far the best text on microphones we've ever seen." — Stereo

"So well written that it can be clearly understood by a non-technical person; for the professional it will probably be one of the most-used books in his reference library." — Journal of the SMPTE

And the rave reviews go on and on. "At last...a decent book on microphones," said David Lane Josephson in *Audio*. "Excellent chapters on various aspects of microphones, which are discussed in great detail," said Werner Freitag in *The Journal of the AES*.

They're applauding **Microphones: Design and Application**, by Lou Burroughs, who has written this practical, non-theoretical reference manual for everyone involved in the application of microphones for tv, motion pictures, recording and sound reinforcement.

Twenty-six fact-packed chapters cover the field of microphones from physical limitations, electro-acoustic limitations, maintenance and evaluation to applications, accessories and associated equipment. Each chapter is crammed with experience-tested, detailed information, and clear, precise diagrams and illustrations that complement the text.

Along with down-to-earth advice on trouble-free microphone applications, Lou Burroughs unfolds dozens of invaluable secrets learned during his more than three decades of achievement in the field. He solves the practical

"The chapter headings give a clear idea of the down-to-earth contents of the book... each chapter contains advice, direction, suggestions and warnings couched in the clearest and most unambiguous language possible." (*Journal of the SMPTE*.) Here are all 26 chapters.

Microphone Techniques
The Polar Response of the Microphone
Microphone Types
Microphone Loading
Rating Microphone Sensitivity
Microphone Overload
Proximity Effect
Temperature and Humidity Extremes
Microphones Electrically Out of Phase
Microphone Interference
Acoustic Phase Cancellation and the Single Microphone
Microphone Maintenance (this chapter alone "is worth the price of the book" said D.F. Mikes in *Audiovisual Instruction*)
Comparing Microphones with Dissimilar Polar Patterns
The Monitor Speaker
Wide-Range vs. Controlled-Range Frequency Response
Choosing Between and Omni-Directional and a Cardioid Microphone
The Omni-Directional Microphone for Orchestral Pickups
Assembling a Superior Bi-Directional Microphone
The Two-to-One Ratio
Miking for the Drama
Miking the Theatre for Audience Reaction
Wind Screens
Microphones on Booms
Acoustic Separators and the Omni-Directional Microphone
The Hand-Held Microphone
The Lavalier Microphone

problems you meet in everyday situations, such as:

- When would you choose a cardioid, omni-directional, or bi-directional mic?
- How are omni-directional mics used for orchestral pickup?
- How does dirt in the microphone rob you of response?
- How do you space your microphones to bring out the best in each performer?

Microphones: Design and Application. As *Stereo* put it, "It's a hard book NOT to learn from." Order your copies today.

Sagamore Publishing Co., Inc.	
1120 Old Country Rd., Plainview, N.Y. 11803	
Yes! Send MICROPHONES: DESIGN AND APPLICATION.	
— hardcover, \$20.00	— paperback, \$12.95
Name _____	
Address _____	
City/State/Zip _____	
Total Payment Enclosed \$ _____	
Please charge my	
<input type="checkbox"/> Master Charge	<input type="checkbox"/> BankAmericard (Visa)
Account No. _____	
Expiration Date _____	
Signature _____	
(charges not valid unless signed)	
In New York State add applicable sales tax.	
Outside U.S. add \$1.00 per book for postage.	

cues from the memory of early programming systems . . . while using the Director 24 system requires only two cues. This means that a presentation that previously might have required 1000 cues can now comfortably be programmed on the Director 24 in less than 300 cues.

The Director 24 is the first multi-image programmer to control presentations directly from cues stored in its electronic memory. It does not attempt to record complex digital cues onto conventional audio tape which was never intended for this responsibility.

Instead, when a show is not in use, its programming is permanently stored by recording it from memory onto computer-certified digital tape, using the programmers' own built-in data tape recorder. One tiny data tape cartridge—called a 'wafer'—can carry as many as 5,000 cues, recorded back-to-back. Subsequently, these recorded cues can be high-speed re-loaded into the Director 24 memory in less than 3½ minutes.

This leaves to the conventional audio tape, which is used for the soundtrack, only the responsibility for handling a simple, reliable 1000 Hz synchroniza-

tion pulse to call cues from memory, a task that even an economy model cassette recorder can handle with confidence.

Well, there it is—a brief rundown on a few of the capabilities of some new equipment. We'll be doing this again soon, and if there is any special equipment you'd like to know about or some information you'd like to pass on to others, please let me know. Perhaps I'll get to do a review of programmers so that you can get to know something about almost all of them. You tell me. ■



Meet Crown DC-300 amp, serial number 2131. It's owned by Fanfare, who puts together sound systems.

Since 2131 was built, it has worked hard professionally, most of the time on the road. In and out of trucks, in and out of racks, in and out of dust, wind, rain and sun.

Once it was in a truck that rolled over three times returning from a tour. 2131 went right through the roof and landed in a puddle where Fanfare found it hours later.

That was five years ago. After cleaning and adjustment, it went right back to work, to provide

more years of trouble-free, professional service.

Almost every sound engineer has his own favorite "Crown-can-take-it" story. Each one is a testimonial to the rugged, reliable, distortion-free performance built into each Crown amp.

Build that same performance into your next sound system. Specify Crown.

Write us today for a copy of our latest spec sheets.



Talk is cheap.

Here are some of the actions your company can take to prevent the suffering caused by poor parenting patterns and child abuse.

We want to stop the hurt.

- ☐ We are enclosing a tax-deductible donation in the name of our company.
- ☐ We want to help. Please call our company and tell us what you're doing to stop the hurt of child abuse in our community.
- ☐ We will plan a day for employees' children to visit our place of work to learn what we do and why.



prevent child abuse.

Write: Box 2866, Chl. IL 60690
National Committee for Prevention of Child Abuse



A Public Service of This Magazine
& The Advertising Council

Understanding Maximum Power Transfer

Why must amplifier impedance match the ohms of the speaker system?

ANYONE WHO has ever bought a home stereo system or set up a p.a. for a band or auditorium is aware of the fact that the amplifier output impedance must match the ohms of the speaker system. While most high quality amplifiers today are designed to operate safely into many output loads, there is only one value of load impedance where maximum power will be realized. An amplifier rated at 8 ohms has to be connected to an 8 ohm speaker (or a combination of speakers whose total impedance is 8 ohms) to achieve maximum power from the amplifier. But why is this so? What if they don't match?

Generally, if an exact match isn't possible it is safer for an amp to mismatch "up." That is, an 8 ohm amp can be connected to a 16 ohm speaker without any damage resulting, although there will be a severe loss of volume. Part of the amp's power is being wasted trying to drive the speaker.

Mismatching "down" can be dangerous if the amplifier has not been built to handle a lower impedance load. Should the amp be solid state, this can cause the output transistors to overheat and be destroyed.

However in both cases of mismatching, the system is not operating efficiently. Let's see why the source impedance must equal the load impedance to obtain maximum power transfer from amp to speakers (or source to load).

REASON FOR MATCHING

The amplifier can be considered as a generator with an internal resistance. In FIGURE 1, let Z_s stand for the internal resistance of the amp, and Z_L represent the speaker impedance.

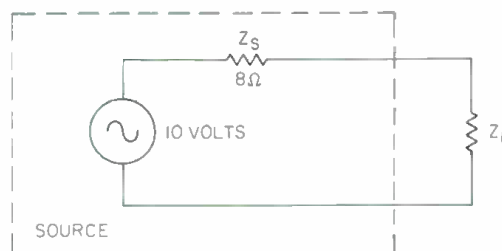


Figure 1. Amp resistance relative to speaker impedance.

Assume the source is 10 volts and the internal resistance is 8 ohms.

When $Z_L = 8$ ohms:

$$\text{(Current) } I = \frac{(\text{volts}) E}{(\text{Total Resistance}) R} = \frac{10}{8+8} = \frac{10}{16} = 0.63 \text{ amps (Ohm's law)}$$

$\text{Power}_{\text{Load}} = (\text{current}^2) I^2 \text{ times (Load Resistance)}$

$$P_{L_i} = 0.63^2 \times 8 = 3.18 \text{ watts}$$

Increasing Z_L puts more voltage across the load. But the added resistance decreases the current.

When $Z_L = 16$ ohms:

$$I = \frac{10}{8+16} = \frac{10}{24} = 0.42 \text{ amps}$$

$$P_{L_{\text{oad}}} = 0.42^2 \times 16 = 2.82 \text{ watts}$$

Decreasing Z_L makes more current available, but this decreases the voltage across the load.

When $Z_L = 4$ ohms:

$$I = \frac{10}{8+4} = \frac{10}{12} = 0.83 \text{ amps}$$

$$P_{L_{\text{oad}}} = 0.83^2 \times 4 = 2.76 \text{ watts}$$

Thus, to get a load resistance that will give maximum current and voltage simultaneously, the load impedance will be of the same value as the internal impedance of the source. This holds true for d.c. circuits, a.c. circuits, audio, and even transmission lines to transmitters. ■



The best audio recorder in the world.

Buy an Ampex ATR-100 for your studio, and you'll have the finest audio recorder ever offered for sale. Use it for monaural, two-channel and four-channel work, and you'll produce recordings (and playbacks) that simply cannot be matched by any other machine.

The fully servoed transport with automatic tension control and dynamic braking nails down tape speed for unprecedented timing accuracy. By eliminating the pinch roller and employing a unique tape path design, Ampex found a way to greatly extend tape life and reduce transient stresses. Spin the capstan, and both reels follow suit. Try to start the transport with the tape loose, and nothing happens. Kick out the power cord during fast rewind, and the machine slows gradually to a programmed stop.

The lift-out control panel has LED indicators for status on every channel, and control is a matter of touching calculator-like buttons. Search-to-cue arms at a touch and stops on a dime. You even get a choice of 60 or 120 ips shuttle speed under capstan control plus a superfast rewind speed.

Mechanical features of the ATR-100 are important, but don't overlook audio performance. Many specs are a full order of magnitude better than anything else on the market, and *every* performance measurement is the world standard. ATR-100 is what Ampex knows about sound recording.

Get the complete story on this ultimate performance recorder by requesting a free brochure on the ATR-100. The best audio recorder in the world.



AMPEX

British Institute of Recorded Sound

At the national sound archives, the collection is open for practical use.


IT'S A SOUND MUSEUM! Where you can look and touch and hear—the British Institute of Recorded Sound—the National sound archives.

A few blocks from the Royal Albert Hall, at 29 Exhibition Road in “downtown” London, the Institute houses an amazing collection of records, tapes, and literature of the record industry. And listening rooms where you can sit and listen.

Their library subscribes to at least 115 current periodicals, indexed and cross-referenced by artist, composer, and title. Publications go back to at least the 1920's, with complete volumes of *The Gramophone*, *HiFi News*, and copies of *Schwanns*, *EMI*, and the *Columbia* record catalogues.

Listening rooms, where you may audition records or reel-to-reel tapes from the Institute's collection, may be used by appointment. There are about half a million discs and thousands of hours of tape stored here—from classical to pop, drama to foreign language, and of course, the world's largest collection of British music.

Two or more times monthly, the Institute hosts special Tuesday evening programs. There may be a lecture or a demonstration of music or recording technology. For ex-



A custom-built dubbing console.

Edison phonograph for wax cylinder with a modified tone arm and Shure magnetic cartridge.



Studer 2-track recorders.



ample, the May 24, 1977 gathering, *An Evening of Wax Cylinders*, celebrated the centenary of the phonograph. In the typical British tradition, meetings usually include a glass of sherry or even a wine and cheese party by candle-light.

ENGINEERING FACILITIES

Upstairs are the engineering facilities, custom-built dubbing consoles, transcription turntables, tape recorders, reference loudspeakers. Currently they are preserving on tape many of the BBC broadcasts, speech, live theatre, or concerts. Automatic time-clocks control the recorders after hours and on weekends. In progress is the transfer of wax cylinder recordings to tape, using their own design servo-controlled motorized Edison phonograph with a magnetic cartridge.

All tapes are made for long term storage, so no special noise filtering or equalization is used. This way they can take advantage of future developments in signal processing (e.g. digital computer equalization and scratch removal) as they come about.

The most time-consuming job at the Institute is classifying and cross-referencing the data on each record or tape. At least three staff members spend some of their time at the IBM typewriter preparing index cards for the millions of entries. As expected, they are investigating the use of a computer in the near future to solve their filing problems.

The British Institute of Recorded Sound is a non-profit, Government-aided society. They welcome the loan or donation of private record collections to enlarge their library




Reproductions of old sales brochures for Columbia and Pathe phonographs.

A rack full of quad f.m. tuners for BBC air checks, tied into the automatic time clocks for unattended off-air recording



An old Philips tape recorder in a listening room.



of sounds. And they publish a quarterly journal, *Recorded Sound*, sent to subscribers who are known as "Friends of the Institute." Information may be obtained by writing to them at 29 Exhibition Road, London SW7 or by telephone, (01) 589-6603.

Aesthetic and Randomness

Piling random sounds onto a recording tape achieves an aesthetic musical experience.

THE EXPERIMENT described in this article was devised to determine an aesthetic basis for the music being composed today by *avant-garde* and experimental composers. The method for the experiment was evolved through the experience of the music itself. The hypothesis which I attempted to prove is that music by these composers is preponderantly of a random character. To be sure, some of the composers working in the field admit to randomness as a procedure. Others do not. However, even when randomness is deliberately employed, the composer often claims some higher unifying force for which he is at a loss to account in technical terms.

PROCEDURE

The specific procedure employed in this experiment is one that could be duplicated by many amateur composers. It is a procedure of basic interest to the do-it-yourself electronic music composer as well as the serious student of recent compositional techniques. Specifically, this is the technique of random sound superimposition employing a monophonic, quarter-track tape recorder with moveable head position and with the erase head disabled.

The erase head could be disabled by a variety of techniques, including removing it physically from the head assembly or disconnecting it electrically (this latter technique requires that a resistor be placed in the circuit in its place). I chose the simpler and cruder technique simply because I did not wish to disturb the alignment of the recorder. I simply placed a layer of celluloid photographic film over the gap in the erase head so that it would not erase the tape passing over it. In this way I could superimpose any number of recordings.

My specific technique, then, was to create a very dense montage of a very wide range of sonic material superimposed on each of the four tracks of a quarter-track tape recorder, all of which would then be played back on a half-track stereo tape player. The experiment consisted

in comparing the aesthetic effect of my random montage with that of many of the current compositions for which great organizational subtlety is claimed.

BACKGROUND

It has been said that there are two types of composers. The first composes something and if on hearing it, he doesn't like it, he changes it. The second, if he doesn't like what he has composed, listens to it until he learns to like it. In line with this, it has also been remarked that the listener has only to listen to the music of the recent experimental composers sufficiently to learn to like it.

In line with comments such as the above, and, not being one to shy away from a challenge, I chose to listen to as much of the recent experimental music as I could, and as often as I could. I took library copies of the recordings and tape recorded them on large reels of long-playing tape. Then, whenever I had time, I played the tapes repeatedly. Of course, I also bought records, scores and read innumerable articles and books on the music I was listening to.

As a result, I discovered that, indeed, I did learn to enjoy this music. I learned that the more I listened to a work the more I could anticipate what was coming—this anticipation contributed to my enjoyment. I also found that I formed preferences. Some of the music made more sense to me sooner than others. I finally discovered that some of the seemingly most intransigent types of music could be enjoyed by taking a different attitude toward the listening process. Rather than listening actively, as is usually the case for Western concert music, I could listen passively, or rather in a trance, as is suggested may be a common practice in listening to Eastern music, perhaps as a companion to meditation. This acceptance of flow made even the most random-seeming music enjoyable, at least to a degree.

At this point, the hypothesis of this experiment first suggested itself to me: *Is it not possible that through the proper mental set or through repetition or conditioning one can actually learn to enjoy random phenomena? And in line with this: Is it not possible that the advanced composers of today are not really creating anything of an order of organization which I can actually perceive but that I am listening to and primarily enjoying my own response to what is essentially a set of musically random*

phenomena? At this point, I set out to devise an experiment to test this pair of hypotheses.

SETTING UP THE TEST

Since I had already listened to a very large amount of the type of music under study, I decided that I would use my own response as a test measurement to answer my questions. I would compose an original piece which would be as random as I could make it and then I would compare my response to that test piece with my response to the various other compositions I had been listening to.

The basic piece of equipment employed was a Wollensak quarter-track, monophonic tape recorder with a head assembly that is accessible and a record-playback head that can be moved from Track 1 of a quarter-track tape to Track 2. When running the same tape back through the machine, one can record on what will be Tracks 3 and 4 of the same tape. These two tracks will be in the reverse direction on the tape to those on Tracks 1 and 2. After completing the recording, I would be able to listen to the entire tape, in a sort of pseudo-stereo, by playing it on a Viking 88 tape deck equipped with a half-track stereo head. In this case Tracks 1 and 2 would play on the left channel together while Tracks 3 and 4 would play on the right channel, simultaneously.

It should be noticed that this technique of multiple recording, unlike Sel-Sync (Ampex trade name), sound-on sound, sound-with sound and other more sophisticated techniques does not allow any synchronization of the material on each track being recorded with that which was recorded previously. In fact, the operator cannot even hear what is on the adjacent tracks while he is recording on any one track. This would assure a certain randomness between the channels.

For sources of material, I also tried to find ways to assure randomness. The most reliable technique here was to set the tape recorder in motion at recording and then to record whatever came over the radio at the time, never stopping the tape. For radio sources I used several different radio bands, including the standard a.m. and f.m. bands and the various shortwave bands, including the 49, 31-25, 19-16 and 10-meter bands.

In running the recording of the tape, a single reel of 1½ mil acetate recording tape with a playing time at 7½ in./sec. of a half hour in one direction was chosen. This tape was then recorded a minimum of ten times from different program sources on each of the four tracks. Thus, the finished recording contained no less than forty different recordings being played simultaneously but in no planned synchronous arrangement! The result, I thought, would be random enough to constitute a fair test of my hypotheses.

RESULTS

On completion of the tape recording, which I entitled *Montage Etrange*, I then listened to the tape recording repeatedly in the same way that I had the various compositions by many current experimental composers. My conclusions were largely as anticipated: 1. I did enjoy listening to this randomly composed composition as much as I did those by many other composers. 2. I found that my enjoyment increased with repeated listenings as I learned more of what was on the tape and could begin to anticipate certain sound events. 3. I could even derive enjoyment from long stretches of seemingly monotonously repetitious sounds by employing the meditative listening technique mentioned earlier in connection with certain experimental Western music and much Eastern music. The quality of the trance-like experience seemed to be equal to that produced by many other compositions by well-known composers.

Certain other results were noted that deserve mention here. First, it seems that on successive re-recordings over the same track of tape, the record head erased some of the high-frequency content of each earlier recording on each subsequent pass. This produces an effect in which the most recently recorded track has the best frequency response and each earlier track has a degraded frequency response, corresponding to its order of being recorded with the first track recorded being the worst. The aural effect produced is that of an apparent spatial distribution of the tracks in the sonic space.

The track with the best frequency response appears to be the closest, with the other tracks stretching out in a spatial continuum away from the listener. The explanation for this phenomenon is to be found in the familiar psycho-acoustical observation that low frequencies travel around corners and objects and through moist air with less degradation than do high frequencies. Thus the ear has learned to locate sounds in relation to the distance from the listener by means of the relative strengths of higher and lower frequency components in the spectrum.

In the experiment described, a continuum of frequency-weighted spectra was set up which the ear had no trouble in interpreting, as it has learned to do, as a spatial continuum stretching away from the listener. The effect is somewhat comparable to that produced visually by two parallel mirrors.

A second observation worth noting was that in certain sections, the chance or randomly-composed tape was much more interesting than in others; in fact, some of these sections were much more interesting than many deliberately designed compositions. It seems that the very variety and unpredictability of the sound sources chosen often led to specific, very interesting results that do not occur when a composer deliberately limits himself to only a few types of musical instruments or sound sources. Perhaps a composer could capitalize on this phenomenon and create a rather intriguing composition by selecting the most interesting segments from a randomly composed tape and sequencing them. I have since used this technique, as well, but it does not constitute a basic part of this experiment, although it does have curious and interesting aesthetic implications.

CONCLUSIONS

The conclusions I reached as a result of this experiment include the following: 1. Most of the experimental, avant-garde music being composed is highly random in effect, no matter what highly calculated or planned techniques are employed in its composition. (In comparison, my random composition never produced an effect resembling the music of Bach or Mozart, indicating to me that these composers produce a much less random aural effect than composers working today.) The ear can accommodate itself to random sounds and the listener's mentality can learn to appreciate them, either as a stimulus for a sort of reverie or meditation or in a more active way, through repetition, by learning certain sequences of sounds. 3. Through active listening, the listener can, with a considerable effort, find order where apparently none exists or, was created intentionally. This experience as a type of aesthetic experience can provide an interesting tool for the evaluation of aesthetic experiences in general and for psychological inquiry into the processes of perception. 4. The composer of today's experimental music has a great ally in this perceptual process which discovers order in all things.

IMPLICATIONS

The implications of this (as well as other similar experiments in aesthetics which I have conducted) have led

B & K Instruments, Inc.

Bruel & Kjaer Precision Instruments



presents a nationwide

INSTRUMENTATION & SEMINAR FORUM

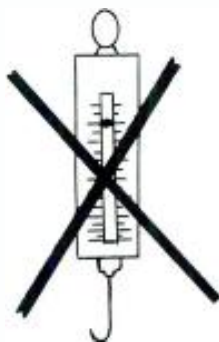
The B & K Instrumentation FORUM will tour the nation - coast-to-coast, border-to-border. For 2 days in each of 27 scheduled cities, FORUM will establish a private instrumentation showing in conjunction with EIGHT separate seminar sessions. These sessions will include such pertinent subjects as:

- Acoustic Measurements
- Vibration Measurements
- Analysis of Acoustic Signals
- Analysis of Vibration Signals
- Sound Power
- Electroacoustics (Hi-Fi)
- Instrumentation Tape Recording Techniques

Contact Ms. Julie Pelz, B & K Instruments, Inc., 5111 West 164th St., Cleveland, OH 44142, (216) 267-4800, and ask for a copy of the FORUM program. FORUM is presented free-of-charge.

Circle 34 on Reader Service Card

YOUR "FISH SCALE" WAS DESIGNED TO WEIGH FISH!



The Tentel tape tension gage is designed to diagnose problems in your magnetic tape equipment. Throw away your fish scales (or put them in your tackle box where they belong). The TENTELOMETER will measure tape tension while your transport is in operation, so you can "see" how your transport is handling your tape . . . smooth, proper tension for quality recording? or oscillating high or low tensions causing pitch problems, wow and flutter?

"See" what your heads "See" and HEAR the difference.

Tentel
50 Curtner Avenue

(408) 377-6588
Campbell CA 95008

Circle 36 on Reader Service Card

me to form certain conclusions including the following:

1. Contemporary Western music has reached a state of relatively high randomness.
2. Western music was in a state of much lower aural randomness in the 18th century.
3. I have deduced from the above two statements as well as certain other observations that aural randomness has been a gradually increasing quantity in Western music since the time of Beethoven and that this increase parallels and is a direct result of the romantic attitude in the Western world for the past two centuries.
4. I conclude that the romantic attitude is a sort of "suspension of disbelief," enabling the listener to hear order or meaning in chaos in its most extreme manifestations.
5. The ability of a listener or observer to perceive order even in random phenomena has given rise to all sorts of "accidental" current art. It is responsible for the success of the *objet trouvé*, the found sound, drip art, and so forth.
6. There seems to be a successful category of artist who works on the verge of randomness but who steps in to assert himself at certain key points in a work.

EXTENSIONS OF THE EXPERIMENT

After running the experiment as described, I added more parts to the *Montage Etrange*, using home made synthesizer components, amplified musical instruments, and phonograph records. The composition gets more interesting with each added part and I have come to accept the *Montage* as one of my compositions rather than just an experiment. Still, I do not plan to compose any other compositions with just this procedure because I would feel that they would probably be too similar.

A second composition composed employing portions of *Montage Etrange* is *Ritual Conflicts* for tape and orchestra. In this composition the orchestra is asked to partition itself into groups and to repeat small fragments of music in various ranges of each of the instruments. The result, as in the compositions of Penderecki, is a sound mass effect bordering on randomness. This proved to be an idea context into which I could introduce my random tape sounds and they added the perfect climax to a crescendo of orchestral turmoil.

In many compositions for tape and orchestra, the tape part is approximately random sounds which the orchestral part is of a more traditional 1920's style more like that of Stravinsky; in some cases the reverse is true. It was my feeling that the level of randomness in the two parts should match. Thus a semi-improvised orchestra piece proved to be the ideal foil for a random tape part. This was the concept and the motivation for *Ritual Conflicts* which grew out of this experiment with randomness.

SUMMARY

The purpose of this experiment was to determine if aural randomness was a major factor in much recent twentieth-century music. I feel that the experiment proved conclusively that it is and that it is a major factor even in the music of composers who deny its existence. It seems that randomness is a device used today by nearly all composers at one time or another and achieved by many unintentionally. It also seems that randomness is a compositional tool as well as a philosophical statement and position for many others. Some composers seem to try to come as close to randomness as they can without quite giving up entirely on determination.

As a result of the above, it is interesting to note that the student of composition today may want to learn to deal with randomness in various ways. It should also be obvious that electronic music and, particularly, tape composition techniques, are particularly suitable for random or semi-random compositions. ■

Audio System Analyzer



Leader LAS-5500 Audio System Analyzer

WITH test bench space always seeming to be at a premium, the growing trend to incorporate several functions in a single package is one to be applauded.

This latest Leader unit combines on a chassis that takes little space, an audio oscillator, an a.c. millivoltmeter, flutter bridge, and oscilloscope. The combination goes a long way to filling the needs of an audio measurement test bench.

Connection to existing studio equipment is facilitated by unbalanced 600 Ω connections; the resistive loading can be switched out. Let's look at each individual function and what it can and does do.

OSCILLATOR

Five bands and a vernier dial cover 10 Hz to 1 MHz. The dial is calibrated from 1 to 10 and the calibration is accurate. The output of the oscillator feeds an attenuator that permits a range (within the audio band accurate to

**"If you're
really minding
your own
business,
you're giving
more to
higher
education."**

John T. Connor
Chairman and Chief Executive Officer
Allied Chemical Corporation



**Make America smarter.
Give to the college
of your choice.**



Council for Financial Aid to Education, Inc.
680 Fifth Avenue, New York, N.Y. 10019

A Public Service of This Magazine
& The Advertising Council.



GARNER TAPE ERASERS

provide clean erasures in only four seconds—with no noise residue. Tapes are wiped cleaner than new. Our simple, safe, continuous belt operation handles all sizes of reels, cartridges and cassettes. Several models: Up to 16". Also Video Erasers.

Garner Erasers are now fulfilling the exacting requirements of many major organizations around the world...yet are so low priced that the smallest studio or station can afford one.

User reports... "It is a big improvement over what we used to use, or anything else on the market today."

—Ric Hammond, KNX Radio (CBS), Hollywood, Calif.



Call today or write for brochure.

GARNER INDUSTRIES

4200 N. 48th St., Lincoln, NE 68504. Phone: 402-464-5911

Circle 38 on Reader Service Card

0.1 dB) of 0 to 101 dB in 0.1 dB steps. The output voltage at 1 kHz across the 600Ω load is 3V.

The output is a sine wave only, and of low distortion, but not low enough to be of value with high grade audio distortion measurements (with a separate distortion analyzer, of course). We verified the specified t.h.d. to be under 0.25 per cent from 20-20,000 Hz.

MILLIVOLTMETER

The millivoltmeter can perform decibel or voltage measurements over a wide range. At its most sensitive 30 μV is full scale, while at the other end, 100 volts is the full scale. We would have thought that a 300V full scale is more desirable in such a meter, but it is not here.

One thing that is desirable and is here is JIS A-weighted noise measurement. Such a filter can be switched in, thus permitting weighted noise figures that should correlate with tape deck manufacturers.

FLUTTER METER

The three systems of flutter measurement, JIS and CCIR (3 kHz carrier) and DIN (3.15 kHz) are accommodated. Measurement is made easy by automatic leveling, provided the input carrier is within the range of 15 mV to about 10V. For flutter measurement of a tape deck's record/play characteristics, the unit will provide the carrier output at a separate front panel jack. Flutter is switch selectable for weighing characteristics and is indicated on the millivoltmeter dial. The unit will measure flutter as low as 0.03 per cent full scale or as high as 3 per cent full scale.

Drift measurements can also be made. For these a separate edge panel meter is used.

It should be mentioned that this is a quality flutter meter that properly measures this characteristic according to established standards. Those standards are the JIS, CCIR, and DIN with the last two being indicated in peak values according to each standard.

'SCOPE

It's a tremendous value to be able to observe the waveforms being measured. Meters do not always tell all, but a good 'scope display will impart much. This analyzer contains such a 'scope. Bandwidth is up to 5 MHz, certainly adequate for audio measurements. Accurate phase measurements can be made since the 'scope is direct coupled for d.c. response. There isn't too much to say about a 'scope so long as it can display clearly with no jitter and a sharp trace that shows subtle variations. This 'scope certainly fulfills these needs. The usual front panel adjustments you would expect on a good 'scope are to be found here. No, this is not a triggered 'scope, but for this application this sort of sophistication is not needed.

Finally, for those that measure power amplifiers, Leader provides a stereo dummy load that will give you 50 watts of loading at 8 ohms. The load can also be used as a mono 100 watt load by parallel connection (4 ohms) and series connection (16 ohms).

SUMMARY

The Leader LAS-5500 takes but 17¾ inches of shelf space. Weight is a highly portable 26 lbs. We judge the quality of this unit to be in complete keeping with the needs to maintain professional audio equipment. At a list price of \$1,995.00 it may seem expensive, but a quick analysis of what this unit replaces will reveal that there is economy in the price. ■

db Classified

Closing date is the fifteenth of the second month preceding the date of issue.

Send copies to: Classified Ad Dept.

db THE SOUND ENGINEERING MAGAZINE

1120 Old Country Road, Plainview, New York 11803

Rates are 50¢ a word for commercial advertisements.

Employment offered or employment wanted ads are accepted at 25¢ per word.

Frequency discounts: 3 times, 10%; 6 times, 20%; 12 times, 33%.

db Box number: \$1.00 per issue.

All classified ads must be prepaid. Frequency discount advertisements are to be prepaid in advance.

INCOME TAX SPECIALIST

TO

**SOUND MIXERS
SOUND ENGRS.**

PAUL MILLER

26 COURT ST.

BKLYN, N.Y. 11201

BY MAIL OR APPT.

N.Y. 212-339-0447

800-824-5136 Op. 43

CALIF. 800-852-7631 Op. 43

FOR SALE

BUY YOUR TAPE from Sun Sound Co. Ampex audio tape—everything from cassettes to 2" mastering tape, plus empty reels, boxes, etc. Grand Master 2" x 10½—\$82.20. Also BGW, Audioarts, and many other pro lines. **Sun Sound Co., 34 Belden St., Stamford, Ct. 06902. (203) 348-4433.**

SERVICEMEN — Cleaners, Lubricants. Adhesives for all electronic repairs. Write for free catalog. **Projector-Recorder Belt Corp., Box 176, Whitewater, WI 53190. (414) 473-2151.**

TASCAM, TEAC, Sound Workshop, Nakamichi, Otari, dbx, MXR, Dynaco, ADS, Eventide, E-V, Shure, Maxell, Ampex, AKG Pro, Beyer, UREI, Stax, Sennheiser, TAPCO, BGW, and more! Send for price quotes. **Zimet Pro Audio, Dept. DB, 1038 Northern Blvd., Roslyn, N.Y. 11576.**

NAGY SHEAR-TYPE TAPE SPLICERS



FOR CASSETTE ¼ & ½ IN. TAPES

- HAND-CRAFTED
- FIELD PROVEN
- FAST, ACCURATE
- SELF-SHARPENING

NRPD Box 289 McLean, Va. 22101

PRO AUDIO EQUIPMENT AND SERVICES

P.A. and custom touring sound systems, studio equipment and turn key installations, theater and disco sound. Representing over 100 audio lines including: AKG, Allen & Heath, Alembic, Altec, Ampex, B&W, Beyer, BGW, Cetec, Cerwin-Vega, Celestion, Community Light and Sound, dbx, Denon, Dokorder, Dynaco, Emilar, ESS-Pro, E-U, Forsythe Audio, Fons Furman, Gallien-Kruger, Gale, Gauss, Goldring, Grace, J&H Formula 4, Kelsey, Koss, Lamb, Langevin, 3M, 3A, Marantz, Meteor, Mitsubishi, Maxell, Malatchi, MXR-Pro, Otari, Russound, Revox, SAEC, Sennheiser, Scotch, Shure, Sonab, Sound Craftsman, Soundcraft, Sound Workshop, Sony, Switchcraft, Sescom, Stax, Supex, Tapco, TDK, Tascam, Technics, TEAC, Thorens, Uher, West Penn. All equipment on display in a working environment. Competitive pricing and comprehensive service.

K&L Pro Audio

75 N. Beacon St.

Watertown, Mass. 02172

(617) 926-6100 (Att. Ken Berger)

AST: THE PROFESSIONAL SOUND STORE. Full line of ALTEC, CROWN, CERWIN-VEGA, E-V, GAUSS, SHURE, SUNN, and ATLAS pro sound equipment; factory authorized service on most speakers. Large stock of ALTEC, CERWIN-VEGA and E-V replacement diaphragm assemblies available. **AST, 281 Church St., New York, N.Y. 10013. (212) 226-7781.**

RACK LABS active fixed or variable frequency crossovers, disco mixers, and ULF (subsonic) filters. Write: **136 Park St. New Haven, Ct. 06511.**



INACTIVE FLORIDA CORPORATION FOR SALE

Reg. T.M.—Formed 1950—TL.9M
5880 S.W. 51st St., Miami, Fla. 33155
(305) 661-4458

FOR SALE

PRO AUDIO

For the Northwest

Sound reinforcement, recording, and broadcast. AKG, TAPCO, Shure, Switchcraft, Columbia, JBL, Anvil, UREI, Bobadilla, Helpinstill, Atlas, Scott, Revox. Cabinets, consulting, design, service, and installation.

Warranty Station for JBL & Altec

LASCO Audio Specialties
3402 C St. N.E.—Suite 209
Auburn, Wa. 98002
(206) 852-7556

AMPEX 300, 352, 400, 450 USERS—for greater S/N ratio, replace first playback stage 12SJ7 with our plug-in transistor preamp. For specifications, write **VIF International, Box 1555, Mountain View, Ca. 94042. (408) 739-9740.**

RAZOR BLADES. single edge; tape editing. **RALTEC, 25884 Highland, Cleveland, Ohio 44143.**

NAB ALUMINUM FLANGES. We manufacture 8", 10½", & 14". Also, larger flanges and special reels to order. Stock delivery of assembly screws & nuts & most aluminum audio, video, & computer reels. For pricing, call or write **Records Reserve Corp., 56 Harvester Ave., Batavia, N.Y. (716) 343-2600.**

SCULLY 8-TRACK/syncmaster; Accurate console, 8 x 4, patch to 8 x 8; other equipment. (201) 359-5520.

TEXAS STUDIO SUPPLY. Lowest prices! dbx, Sennheiser, TAPCO, AKG, MRL alignment tapes, etc. **2036 Pasket, Houston, Texas 77092.**

TASCAM Series 70-8 recorder in console, Model 10, 12-in/12-out, solo and direct, dbx 124; four units. (201) 895-4077.

JACK PANELS



AUDIO CONNECTORS



MULTI-SWITCH® SWITCHES

Send for FREE catalog
A Complete Line of Audio Accessories
Immediate Delivery



CALIFORNIA SWITCH & SIGNAL
13717 S. Normandie Ave., Gardena,
California 90249 (213) 770-2330

CUTTERHEAD REPAIR SERVICE for all models Westrex, HAECO, Gramplan. Modifications done on Westrex. Avoid costly down time; 3-day turnaround upon receipt. Send for free brochure: **International Cutterhead Repair, 194 Kings Ct., Teaneck, N.J. 07666. (201) 837-1289.**

E-V SENTRY III monitors, \$900; Mastering Lab "Big Red" monitors, \$1,300; Scully 280-B tape deck with console and remote, \$2,800; Pandora Time Line, \$2,600; Sony MX-16 mixer, 8-in/4-out, \$300. **Audio-Trak Recording. (815) 968-2902.**

AMPEX SERVICE COMPANY: Complete factory service for Ampex equipment; professional audio; one-inch helical scan video; video closed circuit cameras; video systems; instrumentation and consumer audio. Service available at **2201 Lunt Avenue, Elk Grove Village, IL 60007; 500 Rodier Drive, Glendale, CA 91201; 75 Commerce Way, Hackensack, NJ 07601.**

AMPEX, SCULLY, TASCAM, all major professional audio lines. Top dollar trade-ins, 15 minutes George Washington Bridge. **Professional Audio Video Corporation, 342 Main St., Paterson, N.J. 07505. (201) 523-3333.**

SOUND WORKSHOP mixing consoles, reverbs and support equipment setting new standards in the semi-pro industry available in New England at: **K&L Pro Audio, 75 N. Beacon St., Watertown, Mass. 02172. (617) 926-6100.**

AMPEX AG 440-4, Altec 8 x 4 board (needs work), w/new Waters faders. Each \$2,500 or best offer. (612) 253-6510 (Minnesota).

THE RESONATOR is more than a reverb. Designed for use with any console, including Tascam. \$359.00. **Dyma, Box 1697, Taos, N.M. 87571.**

TEST RECORD for equalizing stereo systems. Helps you sell equalizers and installation services. Pink noise in ½ octave bands, type QR-2011-1 @ \$20. Used with precision sound level meter or B & K 2219S. **B&K Instruments, Inc., 5111 W. 164th St., Cleveland, Ohio 44142.**

FREE CATALOG & AUDIO APPLICATIONS



CONSOLES
KITS & WIRED
AMPLIFIERS
MIC, EQ, ACN LINE
TAPE, DISC, POWER
OSCILLATORS
AUDIO, TAPE BIAS
POWER SUPPLIES

OPAMP LABS INC.
1033 N. SYCAMORE AVE.
LOS ANGELES, CA. 90038
(213) 934-3566

CLASSES IN MUSIC RECORDING

Record Production
Publishing
Disc Mastering
Film Recording

Taught by famous engineers and producers. Held in 16/24 track recording studios.

University of Sound Arts
2040 Avenue of the Stars
Century City, CA. 90067
(213) 553-4742

REELS AND BOXES 5" and 7" large and small hubs; heavy duty white boxes. **W-M Sales, 1118 Dula Circle, Duncanville, Texas 75116. (214) 296-2773.**

SOUNDCRAFT MIXING CONSOLES for recording and sound reinforcement available exclusively in New England at: **K&L Pro Audio, 75 N. Beacon St., Watertown, Mass. 02172. (617) 926-6100.**

SOUNDESIGNS, Inc., authorized 3M dealership, selling and servicing all 3M professional machines: 24-, 16-, 8-, 4-, and 2-track and Selectake II. **Soundesigns, Inc., 313 W. 57th St., Suite 2A, New York, N.Y. 10019. (212) 765-7790.**

STAGE / STUDIO / BROADCAST audio systems: AKG, Allison Research, Amber, Amco., A.P.I., Audiotronics, Beyer, Cannon, dbx, E-V, Eventide Clockworks, Ivie, JBL, Lexicon, MicMix, MRL, MXR, Nagra, Neotek, Neumann, Nortronics, Orban/Parasound, Orange County, Otari, Pultec, Robins, Russco, Scully, Sennheiser, Sescom, Shure, Sony, Soundcraft, Speck, Switchcraft, Spectra Sonics, 3M, Tascam, Technics, White, UREI plus many more. For further information on these and other specialty items from our factory operations contact: **Midwest Sound Co., 4346 W. 63rd St., Chicago, Ill. 60629. (312) 767-7272.**

AUDIO and VIDEO On a Professional Level

Lebow Labs specializes in equipment sales, systems engineering, and installation—full service and demonstration facilities in-house. We represent over 200 manufacturers of professional and semi-professional equipment for recording, broadcast, sound reinforcement, and for commercial sound. Call or write for information and pricing.

LEBOW LABS, INC.
424 Cambridge St.
Allston (Boston) Mass. 02134
(617) 782-0600

EXCEPTIONAL OFFERING, like new: (24) Ampex 351 electronics, both masters and slaves, operational; last alignment was for Ampex 406 tape. (12) Scully 280 B's, EMT 930 turntable with extras. Revox A-77 2-track deck. (13) Dynaco Mark III power amps. (4) Dynaco Model 70A stereo amps. (2) Dynaco Mark IV amps. Cinema Eng. type 9205-A degausser, 10-inch reel size. Sony 1-inch color video recorder, Model EV-320 plus CLP-1B video color pack. (1) JBL 5306 pro-mixer. The original Norden Bombsight. (1) Philips Sound Delay Machine, Model EL 6911/02. (5) Technics turntables SL 110A. Contact: **Cinema/Sound Ltd., (212) 799-6940.**

FOR SALE: MM-1000 16-track, 30-15 i.p.s.; real workhorse, going 24. \$12,000. **Shoe Productions, Inc. (901) 458-4496.**

EIGHT-TRACK TASCAM (recorder/reproducer), Series 70 transport, 701 electronics, \$2,800. TASCAM Model 10 mixing console 12-in/4-out, many extras. \$1,500. **(401) 766-7245.**

GAUSS HF-4000 drivers, \$240.00; Dynaco 400A w/meters, fan, \$450.00; SAE 2700 equalizer, \$450.00. Wanted: 32 or 36 pr. shielded audio cable or anyone interested in ordering same. **(305) 776-4915.**

8-TRACK RECORDING equipment, including console with 16-input, dbx, Dolby, and all usual accessories. Less than 2 years old. For full details: **Laine Real Estate, 125 Durham St., Sudbury, Ontario P3E 3M9, Canada. Phone: (705) 675-6427.**

AMPEX TAPE. 1/4 in. and wide widths in stock. **Techniarts, 8555 Fenton St., Silver Spring, Md. 20910. (301) 585-1118.**

COMMUNITY MIXER, rebuilt, needs work, 10/S. Complete, \$400.00. **B.C.L. Sound, Midland, Michigan. (517) 835-7272.**

WISCONSIN'S PRO AUDIO CENTER. Featuring equipment from TASCAM, Klark-Teknik, dbx, TAPCO, Crown, AKG, Revox, Beyer, E-V, Shure, and many more; Complete professional consulting available. Large displays, in-store. In stock, TASCAM 704A 1/2"-4-track decks. **Flanner & Haisoos, 2500 N. Mayfair Rd., Milwaukee, Wis. 53226 (414) 476-9560. Ask for John Loeper, Terry, or Tom.**

P.A. SYSTEM, JBL, Crown, Shure, Sony, UREI, Professional Audio Labs, Atlas; this is a complete ROADWORK system used by top name acts; sold as a lot. Equipment list and photos available. **(213) 322-5210.**

OTARI QXHD 1/4 in., 15 i.p.s., 4-channel, remote cases, remote control, 15 hours. \$2,000.00. **(415) 341-5331.**

HP-302A wave analyzer and 297A drive unit in new condition Call after 5. **Mike, (408) 733-7816.**

TAPCO and Electro-Voice, mixers, equalizers, amps, mics, and loudspeakers. Write for low mail order prices. **Sonix Co., P.O. Box 58, Indian Head, Md. 20640.**

SPECTRASONICS custom console, 16 x 16, rotary pots, good quiet board, \$8,000. 16-track Scully 100, perfect condition, remote and custom meter panel, \$11,500. \$17,500 takes both. Eventide phasor—make offer. **Fifth Floor Recording. (513) 651-1871.**

PERCUSSION RECORDING of superior quality. Write **Percussion, P.O. Box 88, Palisades Park, N.J. 07650.**

ONE-THIRD OCTAVE filter set, General Radio #1925; 30 filters, 20 Hz-20 kHz, each with 50 dB attenuator (1 dB/step), graphic display. 30 parallel outputs; and summed, weighted, or serial remote-controlled scan outputs, \$5,500 new. Like new, \$4,000 or best offer. Contact: **R. Koziol, GAF Broadcasting, 1180 Avenue of the Americas, N.Y.C. 10036. (212) 626-1043.**

AMPEX, NAGRA professional sales and service. ATR 100's in stock for immediate delivery. **Techniarts, 8555 Fenton St., Silver Spring, Md. 20910. (301) 585-1118.**

MAXELL, AMPEX, Capitol and Columbia reel tape; bulk and custom loaded. Custom length duplicator cassettes. Reels, boxes, leader tape, splicers. For complete catalog, write **Omega Audio Products, Box 39253, Redford, Michigan 48239.**

MODERN RECORDING TECHNIQUE, by Robert E. Runstein. The only book covering all aspects of multi-track pop music recording from microphones thru disc cutting. For engineers, producers, and musicians. \$9.95 prepaid. **Robert E Runstein, 1105 Massachusetts Ave., #4E, Cambridge, Mass. 02138.**

SOUND SYSTEM design and installation, loudspeaker enclosures for professional applications, custom passive crossover assemblies, room equalization, road equipment cases, touring sound rental. **K&L Pro Audio, 75 N. Beacon St., Watertown, Mass. (617) 926-6100.**

CROWN INTERNATIONAL. Complete repair, overhaul, and rebuilding service for current and early model tape recorders. Reconditioned recorders in stock. Used recorders purchased. **Techniarts, 8555 Fenton St., Silver Spring, Md. 20910. (301) 585-1118.**

THE LIBRARY . . . Sound effects recorded in STEREO using Dolby throughout. Over 350 effects on ten discs. \$100.00. Write **The Library, P.O. Box 18145, Denver, Colo. 80218.**

WANTED

WANTED: Recording equipment of all ages and variety; Neumann mics, EMT, etc. **Dan Alexander, 6026 Bernhard, Richmond, Ca. 94805. (415) 232-7933.**

WANTED: RECORDING CONSOLE 16-in/16-out; 16-track recorder; misc. equipment. **(201) 359-5520.**

EMPLOYMENT

ESTABLISHED PROFESSIONAL sound equipment company in Dallas, Texas seeks sales applicant capable of system design and sales. Minimum three years' experience required. Excellent opportunity. All replies held strictly confidential. Send resume and references to: **Manager, P.O. Box 3205, Dallas, Texas 75205.**

MUSICIAN-ENGINEER seeks position involving work in both fields. B.S.E., M. Mus. degrees. Music, teaching, location recording experience. **P.O. Box 220, St. Clair, Mich. 48079.**

RECORDING ENGINEER with credits, for production work in broadcast, a/v, and 16-track music; must have maintenance experience; 12 year old company with aggressive management. Resume only. **Dept. 31, db Magazine, 1120 Old Country Rd., Plainview, N.Y. 11803.**

db People/Places/Happenings

● The **F. Edwin Schmitt Company** of Elmont, N.Y. has formed a new Consumer Products Division under the leadership of **Chet M. Seponosky**. The firm services radio, commercial sound, communications and retail electronics firms in the New York City area.

● Direction of marketing activities at the Meteor Light & Sound Division of **Hammond Industries**, of Syosset, N.Y. is now in the hands of newly promoted product manager **Joel Schwartz**. **Vinny Finnegan** will continue to serve as national sales manager for Hammond.

● The 1978 International Summer Consumer Electronics Show will be held on Sunday, June 11 through June 14 in Chicago utilizing the facilities of McCormick Place, McCormick Inn, and the Conrad Hilton Hotel. For information contact: **Electronic Industries Assn. Consumer Electronics Group**, 2001 Eye St. N.W., Washington, D.C. 20006. (202) 457-4919.

● Taking a stand on the FCC's proposed reorganization of radiotelephone operator licensing procedures, the **National Radio Broadcasters Association** supports the FCC proposal to eliminate the third class operator's license on the grounds that it is burdensome to broadcasters without easy access to an FCC examining point. The new rules would require technicians responsible for the installation, servicing, and maintenance of broadcast equipment to be certified by the FCC, although no test will be needed.

● **Radio Shack**, the retail chain owned by the **Tundy Company**, has entered the consumer computer market. The first of a chain of **Tandy Computer** stores opened in the new Tandy Center shopping mall complex in Fort Worth, Texas. The stores will concentrate on microcomputers, both in kit and finished forms.

● **Morris F. Taylor Co. Inc.** of Silver Spring, Md. has added two new salesmen to its staff. Headquartered at Miami, **Perry Sobol** will represent the firm in southern Florida. **Fred Barnes**, working from Mobile, Alabama, will cover Alabama, Mississippi, and western Tennessee.

● New director of operations at **Audio-Technica U.S., Inc.** of Fairlawn, Ohio is **Dean F. Slagle**. Mr. Slagle's experience has been as a hi-fi retailing executive, with **Olson Electronics**.

● Promotion of **Frank L. Chabre** to the desk of personnel director for the Electronic Systems Group of **Rockwell International** of Dallas, Texas, has been announced. Mr. Chabre has been with Rockwell for 18 years, primarily in a personnel capacity.

● **Howard Brown** has been appointed national sales manager for the new Signet Division of **Audio-Technica U.S., Inc.** of Fairlawn, Ohio. Mr. Brown was associated with **Bang & Olufsen** before coming to Audio-Technica.

● Accolade as "Electronics Man of the Year" has been accorded to **Wilfred L. Larson**, of **Switchcraft, Inc.** of Chicago. Mr. Larson was presented the award by the **Electronic Distributors Research Institute** at a conference in Port St. Lucie, Florida, the second honor he has received from the organization, also having garnered the EDRI "Hall of Fame" recognition in 1974. Mr. Larson, co-founder and president of Switchcraft for the past 32 years, has been active in industry trade associations. He was recently elected chairman of the board at Switchcraft, with **Raymond Dowling** taking over as president and chief executive of the company. Other recent personnel developments include the appointment of **Charles Giesow** as vice president of industrial relations, **Ernest Kochis** as director of manufacturing, and **William Gautreau**, director of materials control.

● Customer service responsibilities have been assumed by newly appointed **Stephen J. McNamara** at the Broadcast Division of **UMC Electronics Co.** of North Haven, Conn. Mr. McNamara has had wide engineering experience, most recently with **Monitor Controls, Inc.**

● A versatile employment of f.m. sub-channels for the benefit of homebound or institutionalized disabled persons is under way in a pilot program called Project HEAR, designed by the **San Diego, Ca. State U. Rehabilitation Center** in conjunction with **Station KPBS-FM**. A Marcomm SCA-100 table model receiver is placed, for a modest fee, in the listener's home, enabling him to hear not only the regular programs of the station but special educational offerings broadcast through the sub-channel. College credits may be earned without cost, or courses particularly suitable to often-repressed disabled persons such as assertiveness training and life adjustment, may be taken without credit. The student participates in a classroom situation by phone, and there is further personal followup by graduate students who keep in touch with the student by telephone or in person, or conduct hospital discussion groups. **Linda Collins** is coordinating the project, which is manned by students in San Diego State's Rehabilitation Counseling master's program.

● **Phillips Audio Video Systems Corp.** has opened a new West Coast regional office, service, and distribution center at 3940 Higuera St., Culver City, Ca. 90230. The new facility will facilitate warehousing and distribution of **AKG Acoustics**, **Philips Video Products**, **Audicon Products**, and **Neutrik Products**.

● **Ned "Bill" Heath** has joined **Sunn Musical Equipment Co.** of Orange, Ca. as a sales representative for southern California, Arizona, Las Vegas, and Hawaii. Mr. Heath has been well known in the music industry for 14 years.



Some people buy us for our fader

because ours is better than any you can buy elsewhere. Ours has all the features you need, like smooth action, accurate tracking, long life and low noise, plus a full 85 dB attenuation. And ours is coffee proof. It's just one more reason an Auditronics mixer is a better investment for the long haul. To learn more, circle reader service number or write to us for complete information.



It's coffee proof

auditronics, inc.

3750 Old Gerwell Road, Memphis, Tennessee 38118 / (901) 362-1350

Circle 11 on Reader Service Card

You can pay for someone else's studio or you can invest in your own.

Our new Studio 8000 gives you that choice. And you won't have to sell your soul to get it.*

The eight tracks give you room to spread out your music, and your own studio gives you the option of turning on the equipment whenever you turn on to a good idea... 24 hours a day.

Here's what you get. The TASCAM Series 80-8: half-inch, 15 ips. One speed, one format saves you money but gives

you a final product: professional master tapes, faster and easier than any recorder/reproducer you ever sat behind. Add the DX-8 for up to 30dB of noise reduction.

The Model 5A Mixing Console gives you 8-in and 4-out, and has been studio proven in both mobile and fixed installations. In short, it's uncomplicated and tough. Add the 5EX for 12 inputs and even greater flexibility. The Model-1

(8-in, 2-out) gives you those necessary sub-mixes, without affecting your primary mix.

And for absolute quality stereo mastering, plug in the 25-2. DBX is built in, and so are speed, simplicity and accurate final editing capability.

So why go on paying for time in a studio that someone else owns? Especially when the total dollars involved wouldn't buy much more than a new car at today's prices. See the Studio 8000 at your authorized TASCAM dealer.



TASCAM SERIES BY TEAC

A new generation of recording instruments for a new generation of recording artists.

*\$10,460 suggested retail price as shown. Rolling consoles shown are optional. Prices subject to dealer preparation charges where applicable.

TEAC Corporation of America • 7733 Telegraph Road • Montebello, California 90640 • In Canada TEAC is distributed by White Electronic Development Corporation (1966) Ltd.

Circle 12 on Reader Service Card