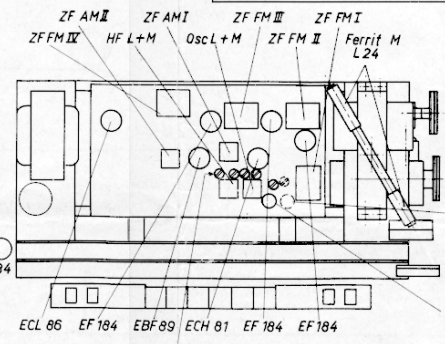
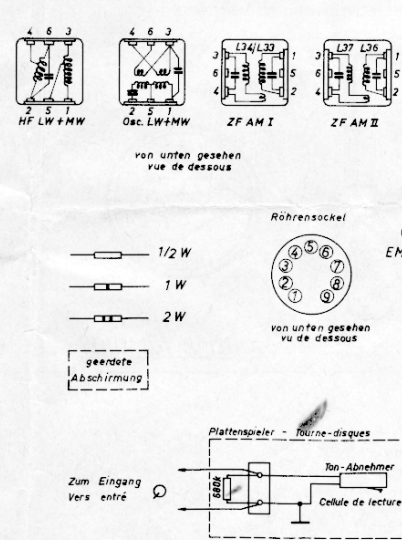


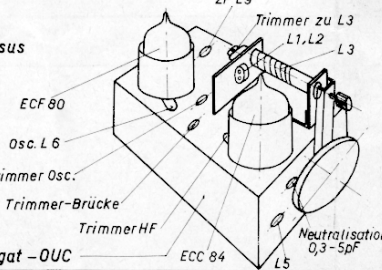
| Bezeichnung | Benennung | WV Nr |
|--------------------|------------------------|-------|
| T1 | Netztrafo | 13046 |
| T2 | Ausgangsstrafo | 13045 |
| L1, L2 | UKW-Eingang | 13056 |
| L3 | Variometer UKW | 13055 |
| L4 | Neutralisation Cascod | 13047 |
| L5 | Anode UKW | 13050 |
| L6, L7, L8 | UKW Oscillator | 13052 |
| L9 | ZF UKW Anode I | 13096 |
| L11, L12, L15 | ZF UKW Kopplung | 13068 |
| L16, L19, L20 | | |
| L13, L17 | UKW ZF Anode II III | 13051 |
| L10, L14, L18 | UKW ZF Gitter I II III | 13057 |
| L21 | UKW ZF Anode IV | 13049 |
| L22 | UKW ZF Diaden | 13048 |
| L23, L25 | HF MW + LW | 13069 |
| L24 | Ferrit MW | 13058 |
| L26 | HF KW | 13161 |
| L27, L28 | Oscillator KW | 13162 |
| L29, L30, L31, L32 | Oscillator MW + LW | 13059 |
| L33, L34, L35 | ZF AM I | 13061 |
| L36, L37, L38 | ZF AM II | |
| L39 | Antenne AM | 13160 |



Chassis von oben gesehen - Chassis vu de dessus

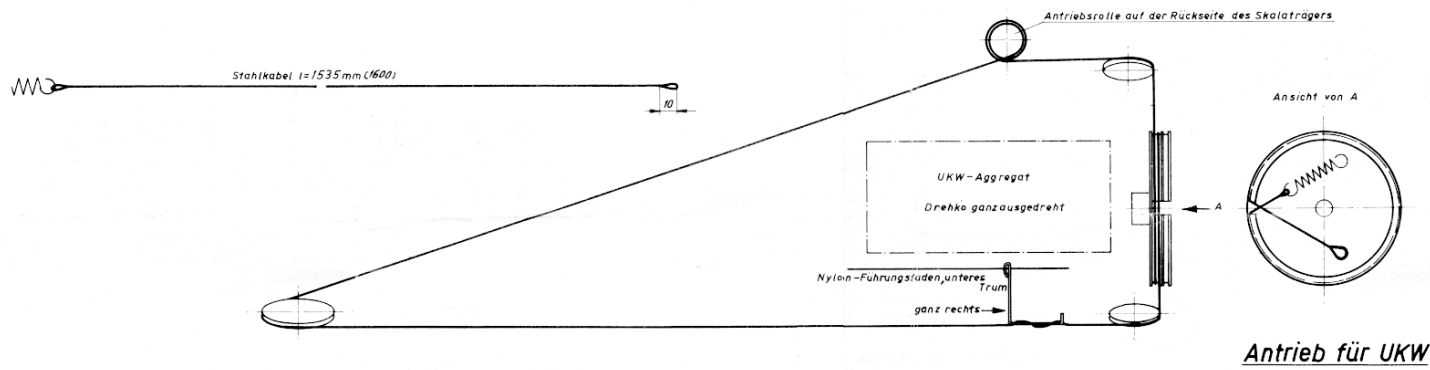
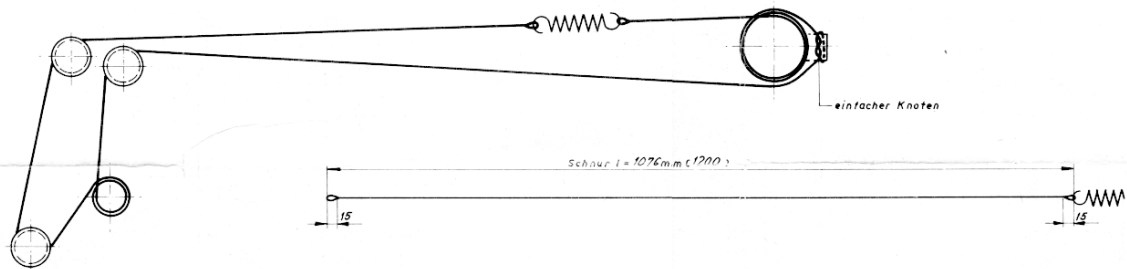
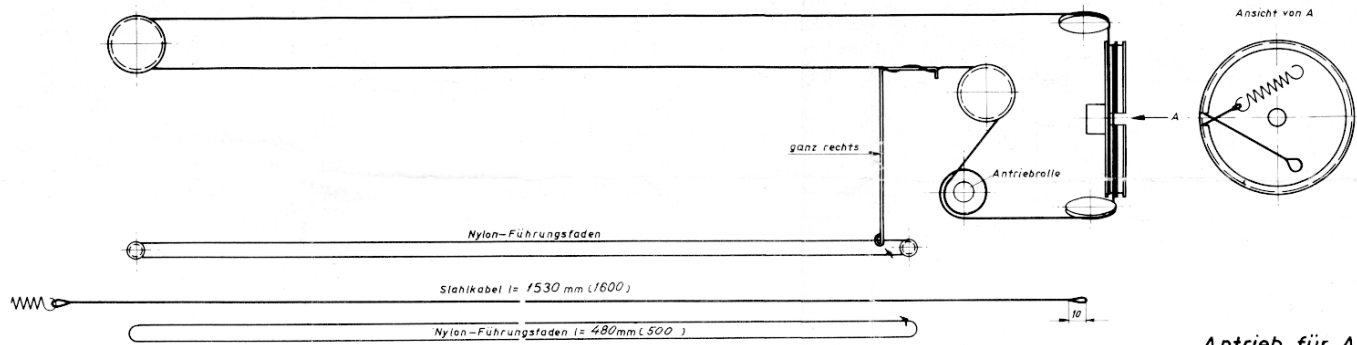
| SPRACHE PAROLE | | | HI-FI AUS-HORS GRAMMO | | | UKW-OUK | | | L | | | M | | | K-C | | |
|----------------|----|----|-----------------------|----|----|---------|----|----|-----|-----|-----|-----|-----|-----|-----|--|--|
| 1 | 11 | 21 | 31 | 41 | 51 | 71 | 81 | 91 | 101 | 111 | 121 | 141 | 151 | 161 | 171 | | |
| 2 | 12 | 22 | 32 | 42 | 52 | 72 | 82 | 92 | 102 | 112 | 122 | 142 | 152 | 162 | 172 | | |
| 3 | 13 | 23 | 33 | 43 | 53 | 73 | 83 | 93 | 103 | 113 | 123 | 143 | 153 | 163 | 173 | | |
| 4 | 14 | 24 | 34 | 44 | 54 | 74 | 84 | 94 | 104 | 114 | 124 | 144 | 154 | 164 | 174 | | |
| 5 | 15 | 25 | 35 | 45 | 55 | 75 | 85 | 95 | 105 | 115 | 125 | 145 | 155 | 165 | 175 | | |
| 6 | 16 | 26 | 36 | 46 | 56 | 76 | 86 | 96 | 106 | 116 | 126 | 146 | 156 | 166 | 176 | | |
| | | 57 | 67 | 77 | 87 | 97 | | | | | | 137 | 147 | 157 | | | |

Tastenaggregat von unten gesehen Clavier vue de dessous



UKW-Aggregat - OUC

| Stück | Gegenstand | Pos. | Material | Modell | Bemerkung |
|--|-------------------|------|----------|--------|-----------------------------|
| II 1 | Änderungen: C2806 | | | | Erstellt durch: Erster Anr. |
| Celerina Modell E 6400 velectra sa bienne | | | | | |
| | | | | | 11410 |



| Stück | Gegenstand | Pos. | Material | Modell | Bemerkung |
|---|------------|------|----------|----------------|----------------------------|
| 11 | 1 | | | E6300 | |
| Änderungen: | | | | Ersetzt durch: | |
| | | | | Ersetzt für: | |
| Seilplan auf Schemarückseite | | | | Maßstab | Gesprochen 24.10.68 |
| | | | | | Geschrift |
| | | | | | Gesohen |
| velectra sa Dierne | | | | 11305 | |