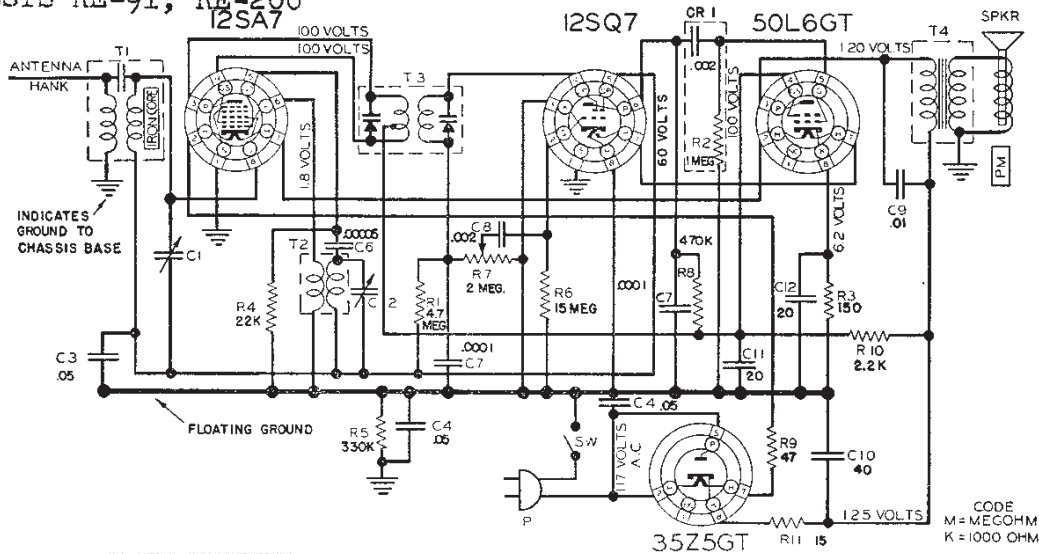
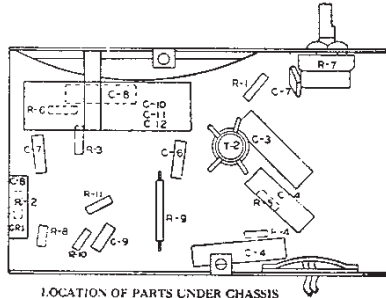




MODELS 442, 444AH, NOBLITT-SPARKS INDUSTRIES, INC.
CHASSIS RE-91, RE-200



CODE
M = MEGOHM
K = 1000 OHM



LOCATION OF PARTS UNDER CHASSIS



Model 444-AH is the same as Model 444 except for the handle and cabinet.

Model 442 is wired from the same Schematic Diagram as the Model 444 and 444-AH but has different components as indicated in the Parts List.

Some of the first Model 442 chassis had the same components as the Model 444 chassis except for the chassis base.

The symbol CR1 on the Schematic Diagram represents a capristor which contains a .002 condenser and a 1 megohm resistor in one unit. This is used only on the Model 442.

FREQUENCY RANGE

Broadcast 540-1600 kc
IF 455 kc

TUBES AND FUNCTIONS

12SA7 Mixer-oscillator
12SQ7 Detector-AVC-AF
50L6GT Output
35Z5GT Rectifier

POWER SUPPLY

105-125 Volts AC-DC, 35 Watts

POWER OUTPUT

Type: Beam tube
Undistorted8 Watts
Maximum 2.5 Watts
Plate load 2000 ohms

LOUD SPEAKER

Type: Permanent magnet
Size: 4 inch
Voice coil impedance 3.2 ohms

PARTS LIST

REF. NO.	PART NO.	DESCRIPTION	REF. NO.	PART NO.	DESCRIPTION
R1	C20060-475	Resistor, 4.7 megohms, 1/4 watt	C10		Condenser, 40 mfd., 150 volt
*R2	Part of A21642	Resistor, 1 megohm	C11	A19176	Condenser, 20 mfd., 150 volt
**R2	C20060-105	Resistor, 1 megohm, 1/4 watt	C12		Condenser, 20 mfd., 25 volt
R3	C20060-151	Resistor, 150 ohms, 1/4 watt	T1	AC18255-1	Coil, Antenna
R4	C20060-223	Resistor, 22,000 ohms, 1/4 watt	T2	AC18256-1	Coil, Oscillator
R5	C20060-334	Resistor, 330,000 ohms, 1/4 watt	T3	AC18257-1	Coil, I. F.
R6	C20060-156	Resistor, 15 megohms, 1/4 watt	T4	AC18258-1	Output Transformer
R7	C21680	Resistor, 2 megohms, Vol. control & sw.		A18263	Dial Scale Emblem
R8	C20060-474	Resistor, 470,000 ohms, 1/4 watt		*D16511-2	Cabinet, Black
R9	A19177	Resistor, 47 ohms, 1 watt		**E18124-3	Cabinet, Ivory
R10	C20070-222	Resistor, 2,200 ohms, 1 watt		*A18592-2	Knob, Tuning, Ivory
R11	C20060-150	Resistor, 15 ohms, 1/4 watt		**A18261-3	Knob, Tuning, Ivory
C1, C2	B17116	Condenser, variable		*A21682	Knob, Volume, Ivory
C3	C20067-503	Condenser, .05 mfd., 200 volt		**A18262-3	Knob, Volume, Ivory
C4	C20068-503	Condenser, .05 mfd., 400 volt		C21626	Speaker
*C6	A21643	Condenser, .00005 mfd	*Spk.	B17209	Speaker
*C8	C20065-500	Condenser, .00005 mfd., 500 volt	**Spk.	C20068-502	Condenser, .005 mfd., 400 volt
*C7	A21645	Condenser, .0001 mfd.	C5	A21642	Capristor, .002 uf., condenser and 1 megohm Resistor
**C7	C20065-101	Condenser, .0001 mfd., 500 volt	*CR-1		
*C8	C20068-202	Condenser, .002 mfd., 400 volt		**A17010	Handle
*C8	C20069-202	Condenser, .002 mfd., 500 volt		A21635	Carton with Fillers
*C9	C20203-103	Condenser, .01 mfd., 350 volt, ceramic		**A21686	Carton with Fillers
**C9	C20068-103	Condenser, .01 mfd., 400 volt		B20237-1	Line Cord and Plug Assembly

*Used on Model 442 only.
**Used on Model 444AH only.

©John F. Rider