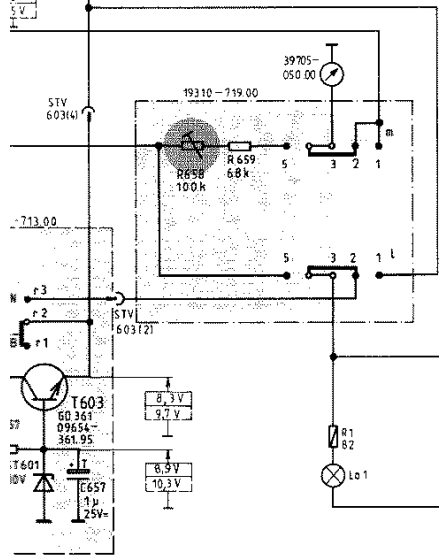
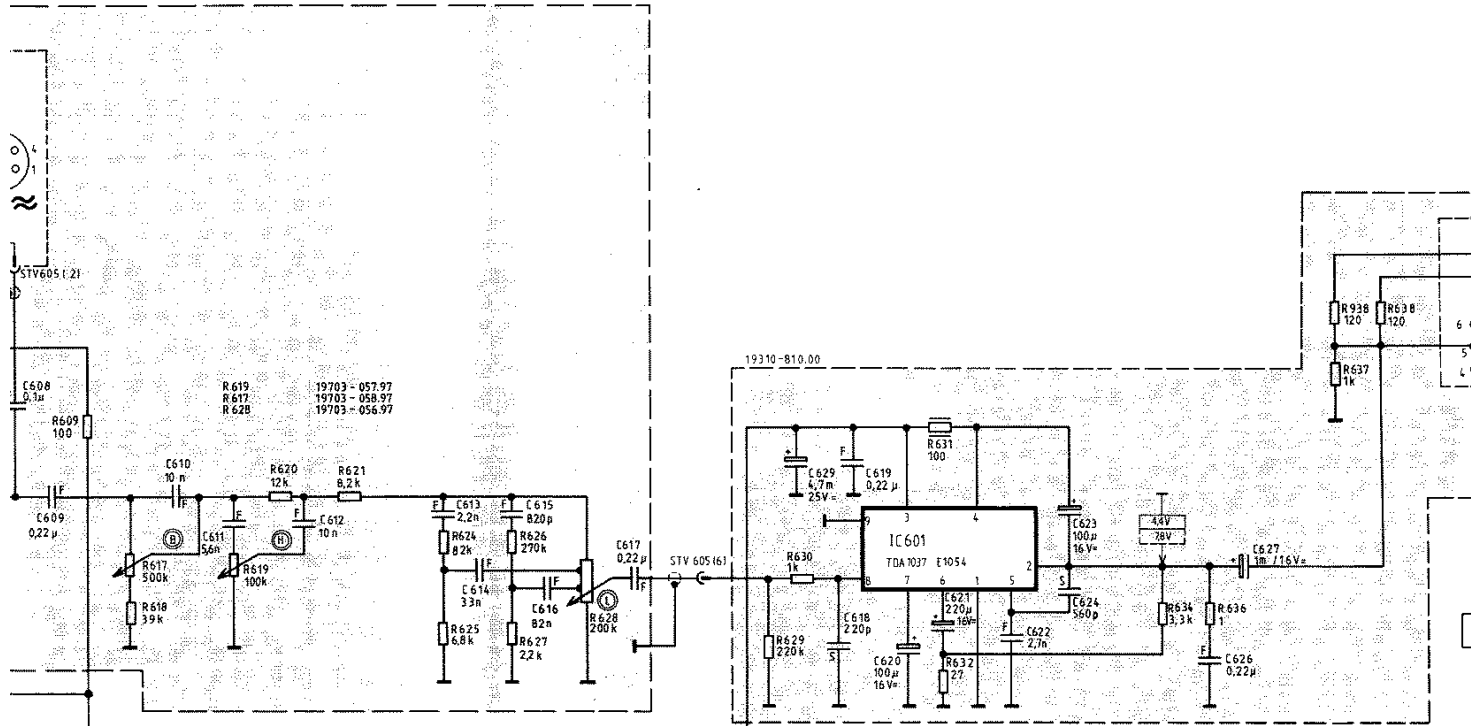


- Ferritstabantenne kpl 194 26 - 039.00
FERRIT AERIAL
ANTENNE FERRITE
ANTENNA DI FERRITE COMPL
- HF - NF - Platte 19310 - 806.00
RF - AF - BOARD
CIRCUIT IMPRIME - HF - BF
PIASTRA - AF - BF
- Tuner - Platte 19311 - 207.00
TUNER - BOARD
CIRCUIT IMPRIME - TUNER
PIASTRA TUNER

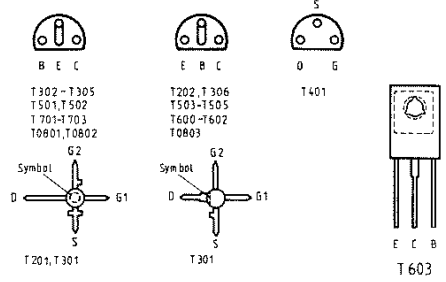


▲ Gezeichnete Bauteile Aus Sicherheitsgründen nur durch Originalbauteile ersetzen!
 MARKED COMPONENTS FOR SAFETY REASONS REPLACE THESE COMPONENTS BY ORIGINAL COMPONENTS ONLY!
 Composants repères. Pour des raisons de sécurité ne remplacez ces composants par des que composants originaux!
 I COMPONENTI CONTRASSEGNAATI CON QUESTO SIMBOLO SONO DA SOSTITUIRE - PER MOTIVI DI SICUREZZA - SOLTANTO CON PEZZI DI RICAMBIO ORIGINALI.

Spannungen gemessen bei...
 VOLTAGES MEASURED AT...
 TENSIONI MISURATE CON...

- 9V Batterie
- - - 220V ~
- La 1. 7V 30mA zu 39705-050.00
- La 2. 7V 80mA
- La 3. 7V 30mA

Wellenbereiche - WAVE BANDS GAMMES D'ONDES GAMME D'ONDA	
LW, GQDL	145 ... 320 kHz
MW, PO, DM	520 ... 1620 kHz
K1, SW1, 001	1,6 ... 3,5 MHz
K2, SW2, 002	3,5 ... 7,7 MHz
K3, SW3, 003	7,7 ... 12,5 MHz
K4, SW4, 004	12,5 ... 18,2 MHz
K5, SW5, 005	18,2 ... 23,5 MHz
K6, SW6, 006	23,5 ... 28 MHz
UKW, FM	87,5 ... 108 MHz
1ZF - AM	— 2 MHz
2ZF - AM	— 460 kHz
ZF - FM	— 10,7 MHz



608, 609, 657	610	611	612	614, 613	615	616	617	629, 618, 619, 620, 621,	622, 623, 624,	626, 627,	638
609, 617, 618,	658, 619, 659,	620,	621,	622,	624, 625, 627, 626,	628,	629, 630,	632,	634,	636,	637, 638,