KUNDENDIENST

ITT Graetz

SERVICE

MANUAL

TINY 220, S, F
GRAZIA 310
RP 1200

K 115
1983



TINY 220	5512 43 41	TINY 220 S TINY 220 F	55 12 51 78 5513 59 55	GRAZIA 310 RP 1200	5513 16 82 5513 21 07

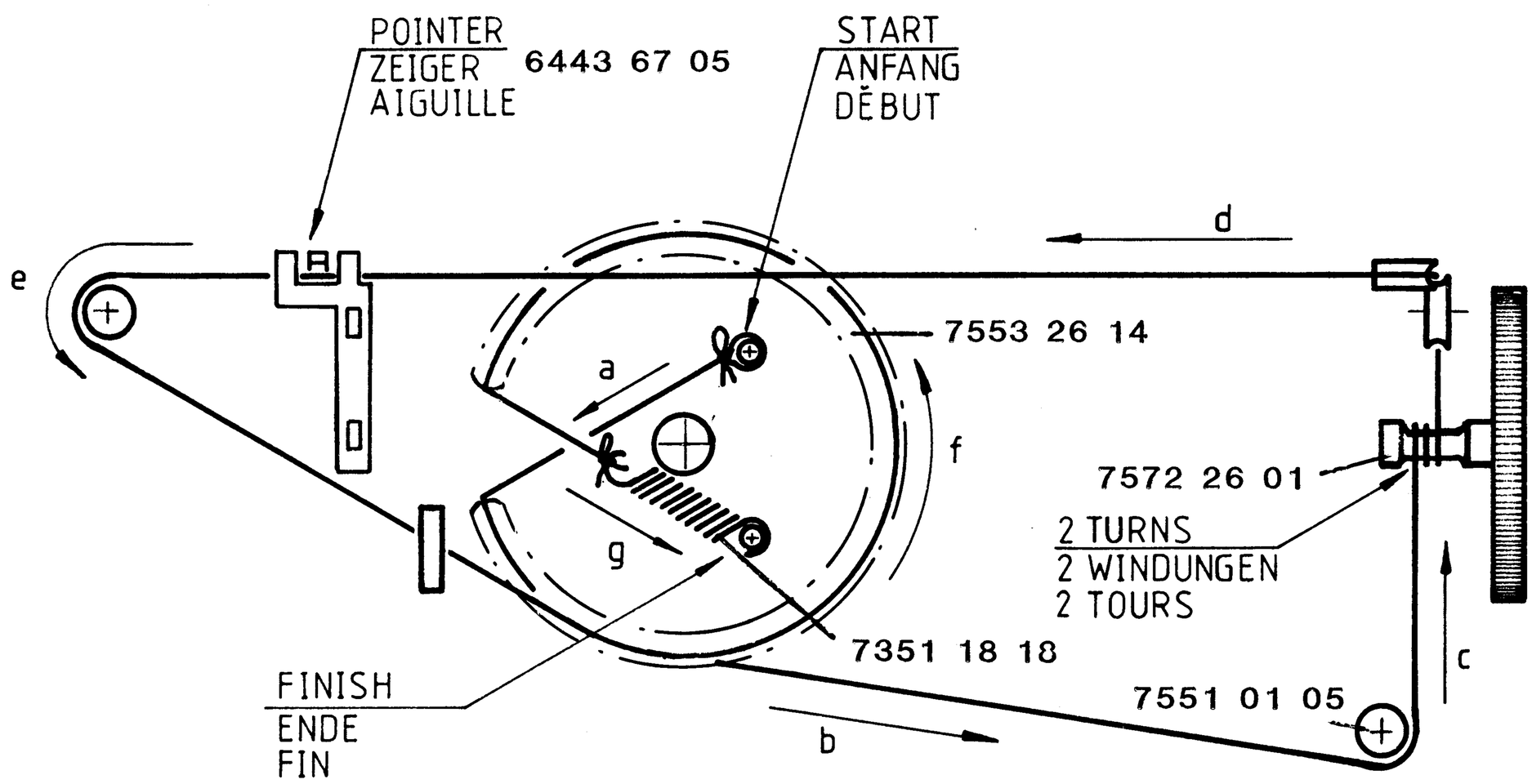

VARIABLE CONDENSER AT MAX. CAPACITY/
DREHKO AUF MAX. KAPAZITÄT EINGESTELLT/
CONDENSATEUR AU MAXIMUM DE CAPACITÉ.

Bei Reparaturen gültige Sicherheitsvorschriften beachten!

AC POWER SUPPLY CHART CIRCUIT BLOC D'ALIMENTATION CC			
MODEL USED MODEL UTILISE	120 V	220 V	230 V
TINY 220		◇	
GRAZIA 310	◇		◇
R 1406		◇	
TINY 220 F		◇	

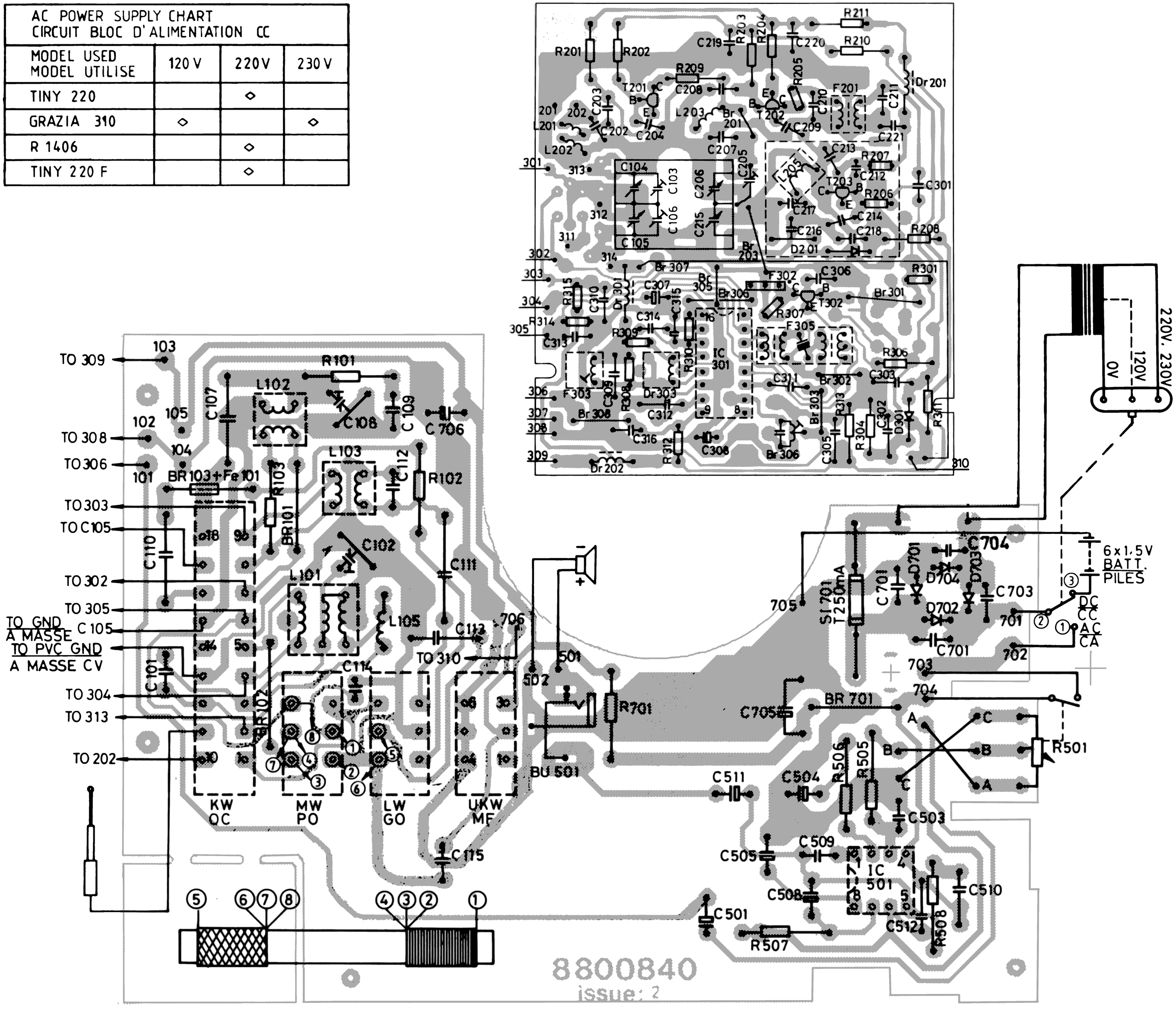

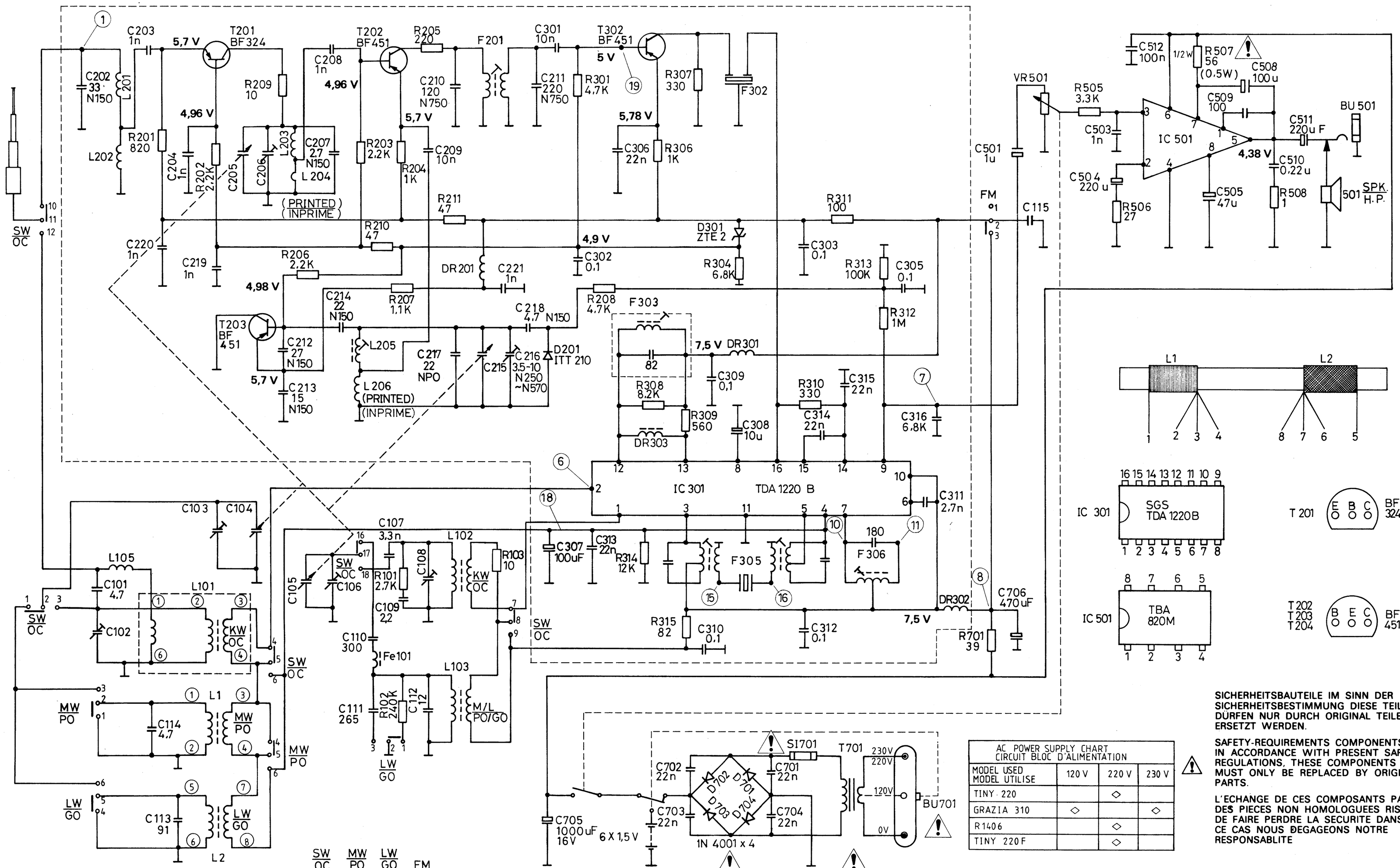

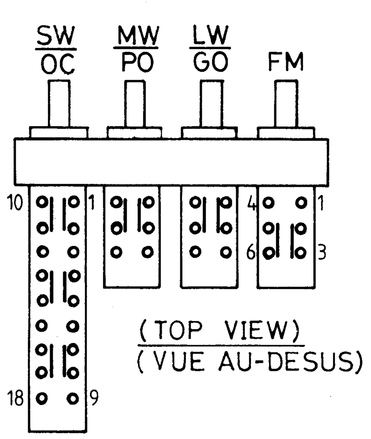

WAVE RANGES / WELLENBEREICHE / GAMMES D'ONDES	
MW/PO	510 - 1620 KHz
LW/GO	145 - 260 KHz
SW/OC	5.8 - 16,2 MHz
FM/MF	87.5 - 108 MHz
ZF/IF/FI	459 KHz / 10.7 MHz

ALL RESISTORS 1/4 W
ALL WINDER STANDE 1/4 W
TOUTE RESISTANCES 1/4 W

AC POWER SUPPLY CHART CIRCUIT BLOC D'ALIMENTATION			
MODEL USED MODEL UTILISE	120 V	220 V	230 V
TINY 220		◇	
GRAZIA 310	◇		◇
R 1406		◇	
TINY 220 F		◇	

SICHERHEITSBAUTEILE IM SINN DER SICHERHEITSBESTIMMUNG DIESE TEILE DÜRFEN NUR DURCH ORIGINAL TEILE ERSETZT WERDEN.

SAFETY-REQUIREMENTS COMPONENTS IN ACCORDANCE WITH PRESENT SAFETY REGULATIONS, THESE COMPONENTS MUST ONLY BE REPLACED BY ORIGINAL PARTS.

L'ECHANGE DE CES COMPOSANTS PAR DES PIECES NON HOMOLOGUEES RISQUE DE FAIRE PERDRE LA SECURITE DANS CE CAS NOUS DEGAGEONS NOTRE RESPONSABLITE

			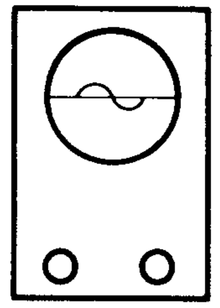	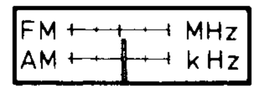	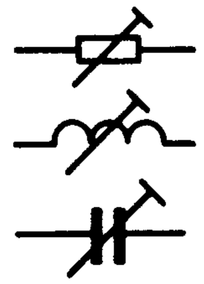		
AM ZF-IF-FI		TP 6 459 kHz 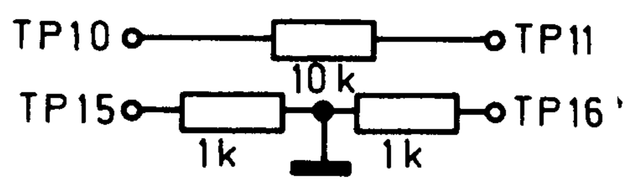	via 15 k TP 7	1600 kHz	F 305	max.	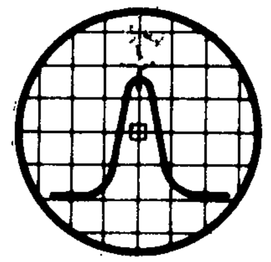
		TP 6 459 kHz	„	1600 kHz	F 306	„	
Oscillator	MW	TP 6 510 kHz 1620 kHz	„ „	510 kHz 1620 kHz	L 103 C 106	„ „	
	SW	TP 6 5,8 MHz 16,5 MHz	„ „	5,8 MHz 16,5 MHz	L 102 C 108	„ „	
Input	MW	600 kHz 1400 kHz	„ „	600 kHz 1400 kHz	L 1 C 103	„ „	
	LW	„ 160 kHz	„	160 kHz	L 2	„	
	SW	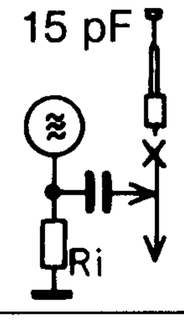 6,5 MHZ 14 MHz	„ „	6,5 MHz 14 MHz	L 101 C 102	„ „	
FM ZF-IF-FI		TP 19 10,7 MHz TP 1 90 MHz	„ „		F 303 F 201	„ „	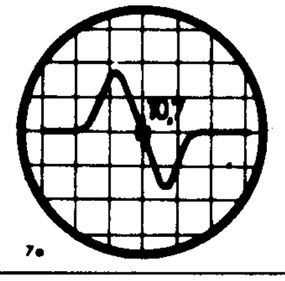
Oscillator		TP 1 108 MHz 87,45 MHz	„ „	108 MHz 87,45 MHz	C 216 L 205	„ „	
HF-RF		TP 1 106 MHz 90 MHz	„ „	106 MHz 90 MHz	C 206 L 203	„ „	