

G 3533



ERSATZTEIL-LISTE

List of Spare-Parts · Liste de pièces détachées · Lista ricambi

Februar 1975

Top-Boy
600K
(Z.-Nr. 15022-81)

Top-Boy
600L
(Z.-Nr. 15022-82)

Pos. No.	Fig. No.	Bestell-Nr./Part No. Réf./Nr. d'ordinazioni	Benennung	Description	Désignation	Denominazione
			<u>Gehäuse, nuBbf. 600 K</u>	<u>cabinet, walnut color. 600 K</u>	<u>Boîtier, NN, 600 K</u>	<u>Mobile noce 600 K</u>
1		15022-005.02	Gehäuse kpl.	cabinet assy	boîtier cpl	mobile compl.
2		15022-030.02	Zierplatte (nuBbf.)	speaker grill (walnut colored)	enjoliveur NN	piastra ornamentale (noce)
2.1	1	15022-032.01	Abdeckung (aluf./schwarz)	"station" plate (alu/black)	cache alu/noir	copertura (alum./nero)
2.2	1	15022-031.01	Zierkappe (aluf./schwarz)	"GRUNDIG" plate (alu/black)	enjoliveur alu/noir	cappa ornamentale (alum./nero)
3	1	15022-068.01	Skala kpl.	scale assy	cadran cpl	scala compl.
			<i>Best. aus: Skala 15022-075.01 + 15022-077.01 + Tastenleiste 15022-077.01</i>			
			<u>Gehäuse, schwarz 600 K</u>	<u>cabinet, black 600 K</u>	<u>Boîtier, noir, 600 K</u>	<u>Mobile nero 600 K</u>
1	1	15022-005.01	Gehäuse kpl.	cabinet assy	boîtier cpl	mobile compl.
2	1	15022-030.01	Zierplatte (schwarz)	speaker grill (black)	enjoliveur noir	piastra ornamentale
2.1	1	15022-032.01	Abdeckung (aluf./schwarz)	"Station" plate (alu/black)	cache alu/noir	copertura (alum./nero)
2.2	1	15022-031.01	Zierkappe (aluf./schwarz)	"GRUNDIG" plate (alu/black)	enjoliveur alu/noir	cappa ornamentale (alum./nero)
3	1	15022-068.01	Skala mont. kpl.	scale assy	cadran cpl	scala compl.
			<u>Gehäuse, nuBbf. 600 L</u>	<u>cabinet, walnut color. 600 L</u>	<u>Boîtier NN 600 L</u>	<u>Mobile noce 600 L</u>
1		15022-006.02	Gehäuse kpl.	cabinet assy	boîtier cpl	mobile compl.
2		15022-030.02	Zierplatte (nuBbf.)	speaker grill (walnut colored)	enjoliveur NN	piastra ornamentale (noce)
2.1	1	15022-032.01	Abdeckung (aluf./schwarz)	"station" plate (alu/black)	cache alu/noir	copertura (alum./nero)
2.2	1	15022-031.01	Zierkappe (aluf./schwarz)	"GRUNDIG" plate (alu/black)	enjoliveur alu/noir	cappa ornamentale (alum./nero)
3		15022-069.01	Skala kpl.	scale assy	cadran cpl	scala compl.
			<i>Best. aus: 15022-075.01 + 15022-079.01 + Tastenleiste 15022-077.01</i>			
			<u>Gehäuse, schwarz 600 L</u>	<u>cabinet, black 600 L</u>	<u>Boîtier noir 600 L</u>	<u>Mobile nero 600 L</u>
1		15022-006.01	Gehäuse kpl.	cabinet assy	boîtier cpl	mobile compl.
2	1	15022-030.01	Zierplatte (schwarz)	speaker grill (black)	enjoliveur noir	piastra ornamentale
2.1	1	15022-032.01	Abdeckung (aluf./schwarz)	"station" plate (alu/black)	cache alu/noir	copertura (alum./nero)
2.2	1	15022-031.01	Zierkappe (aluf./schwarz)	"GRUNDIG" plate (alu/black)	enjoliveur alu/noir	cappa ornamentale (alum./nero)
3		15022-069.01	Skala kpl.	scale assy	cadran cpl	scala compl.
<u>Gehäuse- u. Bedienungsteile sind ab Pos. 6 gleich:</u>				<u>cabinet and operating parts identical from pos. 6:</u>	<u>Pièces identiques à partir pos. 6:</u>	<u>I seguenti pezzi so-</u> <u>so in comune.</u>
6	1	15022-045.01	Schiebereglernopf (verchromt)	sliding knob (chrome)	bouton curseur chrome	manopola a slitta (cromata)

Pos. No.	Fig. No.	Bestell-Nr./Part No. Réf./Nr. d'ordinazioni	Benennung	Description	Désignation	Denominazione
7	1	15022-040.01	4x Tastenkopf (schwarz)	push button (black)	touche noir	tasto (nero)
8	1	15006-048.01	Antriebswalze	drive drum	tambour entraînem.	tamburo
9		09619-732.00	Ringfeder(f.Nr.8)	locking spring(f.No.8)	ressort (pr n°8)	molla ad anello
10		15006-049.00	Seilrollenwelle	pulley assy	axe poulie	albero filo sinton.
11	1	09661-171.01	Tragegriff kpl. (schwarz)	carrying handle (black)	poignée cpl noir	maniglia compl. (nero)
12		15022-026.01	Gehäuse-Rückteil kpl. (schwarz)	rear panel (black)	boîtier arr. cpl noir	panello posteriore mobile compl.(nero)
13		15013-021.02	Batteriekastendeckel (schwarz)	battery lid (black)	couvercle porte-piles noir	coperchio vano pile (nero)
		72000-746.00	Griffschraube 3x8 Chassis-teile	3x8 chassis-parts	Châssis	Chassis
15	2/3	15006-082.00	Montagewinkel kpl.	mounting bracket assy	cadre de montage cpl	telaio di montaggio
16	2	19426-003.00	Ferritstabantenne kpl. (f. Top-Boy 600 K)	ferrite antenna assy (f.Top-Boy 600 K)	ferrite cpl (pr Top-Boy 600 K)	antenna ferrite (per Top-Boy 600 K)
16	3	19426-004.00	Ferritstabantenne kpl. (f.Top-Boy 600 L)	ferrite antenna assy (f.Top-Boy 600 L)	ferrite cpl (pr Top-Boy 600 L)	antenna ferrite (per Top-Boy 600 L)
16.1	2/3	09648-814.97	Antennenstab o. Spulen	antenna rod w/o coils	ferrite nue	anten.ferr.senza bo.
16.2	2	09233-105.03	MW-FA-Spule (f.Top-Boy 600 K)	AM-FA-coil (f.Top-Boy 600 K)	bobine accord PO (pr Top-Boy 600 K)	bobina FA-OM (per Top-Boy 600 K)
16.2	3	09233-107.01	MW-FA-Spule (f.Top-Boy 600 L)	AM-FA-coil (f.Top-Boy 600 L)	bobine accord PO (pr Top-Boy 600 L)	bobina FA-OM (per Top-Boy 600 L)
16.3	3	09238-254.03	LW-FA-Spule (f.Top-Boy 600 L)	LW-FA-coil (f.Top-Boy 600 L)	bobine accord GO (pr Top-Boy 600 L)	bobina FA-OL (per Top-Boy 600 L)
17	2/3	15006-052.00	Umlenkung, rechts	guide, right	guide de renvoi dr.	guida destra
18	2/3	09612-307.02	Seilrolle	pulley	poulie entr. cadran	puleggia filo sint.
19	2/3	15006-061.00	Lagerbock	plastic bearing	support roue dentée	supporto
20	2/3	15006-062.00	Zahnradsegment	gear segment	segment roue dentée	ruota dentata segm.
21	2/3	15006-066.00	Antriebsrad	drive wheel	poulie CV	ruota sintonia
22	2/3	8138-007-024	Antriebsschnur TE 50	drive cord TE 50	ficelle entraînem.	filo sintonia
23	2/3	09619-108.00	Zugfeder (26 Wdg.)	tension spring (26 turns)	ressort 26 spires	molla di trazione
24	2/3	15022-060.01	Blende (stimmt nicht mit Foto überein)	screen (not conform with photo)	contre-cadran (ne correspond pas à la photo)	cornice
25	2/3	15022-050.01	Zeiger (stimmt nicht mit Foto überein)	pointer (not conform with photo)	aiguille (ne correspond pas à la photo)	indicatore
26	2/3	8138-003-005	Polyamidschnur 0,3 Ø	plastic cord 0,3 Ø	ficelle polyamide	filo plasticato
27	1	15010-080.01	Teleskopant.	telescopic antenna	antenne télescopique	antenna telescopica
28		15013-017.00	Bremsefeder (f.Nr.27)	brake spring (f.No.27)	ressort de freinage (pr n° 27)	molla di frenaggio
29		07063-003.11	Lautsprecher	speaker	haut-parleur	altoparlante
30	3	15010-055.00	Trafogehäuse	transformer holder	support transfo	involucro trasforma.
31	3	09038-074.01	Netztrafo	mains transformer	transfo alimentation	trasformatore rete
32		09618-115.00	Kontaktfeder	contact spring	ressort contact	molla di contatto
		19310-314.00 K 19310-315.00 L	HF-NF-Platte	HF-AF-printed circuit	C.I. HF-BF	Piastra AF-BF
35	2	19400-004.03	Schiebetaste 4-fach (f.600 K)	sliding switch (f. 600 K)	clavier 4 touches (pr 600 K)	leva a slitta
35	3	19400-015.03	Schiebetaste 4-fach (f. 600 L)	sliding switch (f. 600 L)	clavier 4 touches (pr 600 L)	leva a slitta
36	2/3	19701-006.00	Drehkondens.	tuning condenser	condens. variable	condensatore varia.
37	2/3	09621-119.97	Schaltbuchse mit Mutter	earphone jack	embase écouteur avec écrou	presa di commuta- zione con dado

Top 600

Pos. No.	Fig. No.	Bestell-Nr./Part No. Réf./Nr. d'ordinazioni	Benennung	Description	Désignation	Denominazione
38	2/3	07202-081.97	ZF-Filter F I	IF-filter F I	MF	filtro FI
39	2/3	07202-066.97	ZF-Filter F II	IF-filter F II	MF	filtro FI
40	2/3	07202-023.97	ZF-Filter F III	IF-filter F III	MF	filtro FI
41	2/3	07202-044.97	ZF-Filter F IV	IF-filter F IV	MF	filtro FI
42	2/3	07202-045.97	ZF-Filter F V	IF-filter F V	MF	filtro FI
43	2	07202-079.97	ZF-Filter F VI (f. 600 K)	IF-filter F VI (f. 600 K)	MF (pour 600 K)	filtro FI (per 600 K)
43	3	07202-020.97	ZF-Filter (f. 600 L)	IF-filter (f 600 L)	MF (pour 600 L)	filtro FI (per 600 L)
44	2/3	07202-078.97	ZF-Filter F VII	IF-filter F VII	MF	filtro FI
45	2/3	07202-014.97	ZF-Filter F VIII	IF-filter F VIII	MF	filtro FI
46		09645-847.00	Unterbecher (7 x7) (f.Nr.45)	cap (7 x 7) (f.No.45)	blindage inf. 7x7	sottoschermo filtri
47	3	07202-022.97	ZF-Filter (f. 600 L)	IF-filter (f. 600 L)	MF (pour 600 L)	filtro FI (per 600 L)
48	2	09223-657.21	MW-Oszillator spule (f. 600 K)	AM-oscillator coil (f. 600 K)	bobine oscillat. PO (pour 600 K)	bob. oscillatore OM (per 600 K)
48	3	09223-059.23	MW-LW-Oszillat. spule (f. 600 L)	AM-LW-oscillator coil (f. 600 L)	bobine oscillat. PO-60 (pour 600 L)	bob. oscill. OM OL (per 600 L)
49	2	09223-501.21	KW-Vorkreis spule (f. 600 K)	SW-pre circuit (f. 600 K)	bobine OC (pour 600 K)	bob. entr. circui. OC (per 600 K)
50		09647-684.97	Abgleichkern (f.Nr.48/49)	alignment core (f.No.48/49)	noyau (pr n° 48/49)	nucleo di taratura
51	2	09223-466.21	KW-Oszillat. spule (f. 600 K)	SW-oscillator (f. 600 K)	bobine oscillat. OC (pour 600 K)	bob. oscillatore OC (per 600 K)
51.1		09647-663.97	Abgleichkern	alignment core	noyau	nucleo di taratura
52		09614-384.00	Schutzkappe (f.Nr.48/49/51)	protection cap (f.No.48/49/51)	capot protection (pr. n°48/49/51)	cappa di protezione
53	2/3	09209-075.01	UKW-Zwischenkreis spule	FM-IF-coil	bobinage FM	bob. intermedia FM
53.1		09647-615.97	Abgleichkern	alignment core	noyau	nucleo di taratura
54	2/3	09209-089.01	UKW-Oszillat. spule	FM-oscillator coil	bobine oscillat. FM	bob. oscillatore FM
54.1		09647-618.97	Abgleichkern	alignment core	noyau	nucleo di taratura
55	2/3	09621-113.02	2x Sicherungshalter	fuse holder	support fusible	portafusibili
56	2/3	15002-054.00	Blattfeder	leaf spring	ressort lame	molla piatta
57	2/3	34000-124.00	Schieber	slider	glissière	slitta
58	2/3	09238-184.01	HF-Drossel	HF-choke	self HF	impedenza AF
59	2	09238-187.01	HF-Drossel (f 600 K)	HF-choke (f. 600 K)	self HF (pour 600 K)	impedenza AF (per 600 K)
60		8302-220-059	Transistor BF 314	(T1) trans. BF 314	transistor	transistor
61		8302-220-034	Transistor BF 241	(T2/3/4) trans. BF 241	transistor	transistor
62		8302-220-033	Transistor BF 240	(T5) trans. BF 240	transistor	transistor
63		8302-200-234	Transistor BC 308 B	(T6)trans. BC 308 B	transistor	transistor
64		8302-200-231	Transistor BC 238 C	(T7)trans. BC 238 C	transistor	transistor
65		8302-000-003	Transistor AC 121 S	(T8)trans. AC 121 S	transistor	transistor
66		8302-002-102	Transistor AC 187 K/188 K (Komplementärpaar)	(T9/10)transistor (complementary-pair)	transistor	transistor (coppia complement.)
67		8309-520-100	Diode BZX 75 C2 V1	(St.1)diode BZX75 C2 V1	diode	diode
68		8309-001-004	Diode AA 112	(D1/2/3)diode AA 112	diode	diode
69		8309-708-001	Zenerdiode ZW 6,2	(St.2)zenerdiode ZW 6,2	diode Zener	diode zener
70	2/3	8308-111-003	G l e i c h r i c h t e r B 20 C 300	rectifier B 20 C 300	redresseur	raddrizzatore

HF-NF-Prüfung 19310 - 314,00 / 315,00

84M-210-102 EKO 100 μ F 10V 820-501.00 C72

84M-120-126 EKO 47 μ F 16V 820-502.00 C67

84M-110-004 EKO 220 μ F 10V 820-502.00 C74

84M-100-003 EKO 470 μ F 6,3V 820-502.00 C69

84M-200-101 EKO 470 μ F 6,3V 820-501,00 C73

84M-220-111 EKO 1000 μ F 16V 820-501.00 C71

8450-019-003 TKO 10 μ F 10V 820-330.97 C58

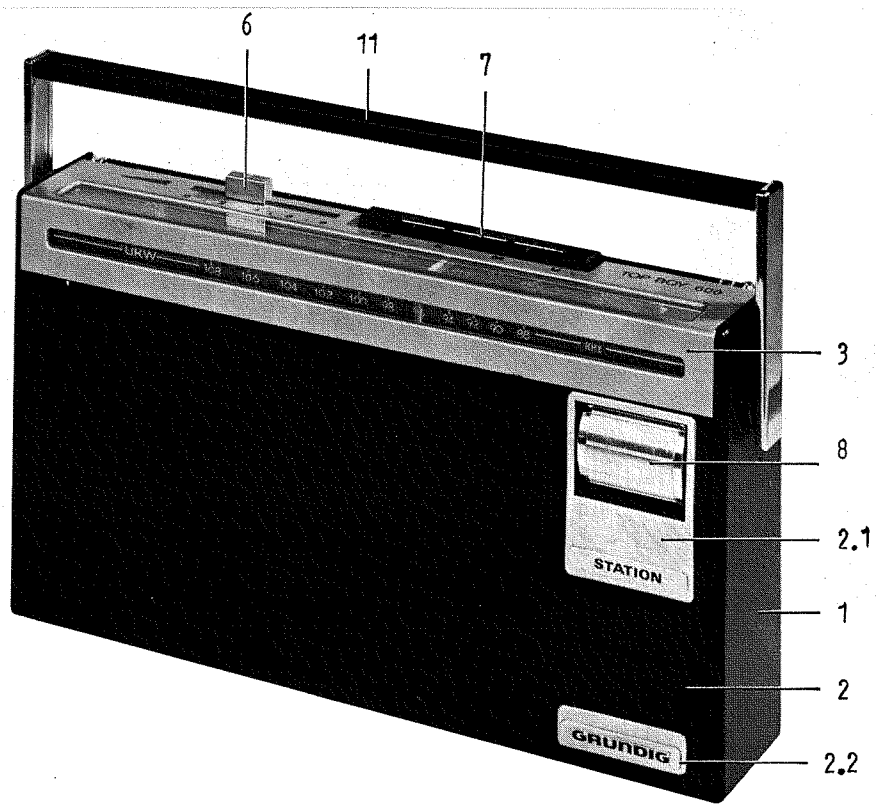
8450-019-001 TKO 2,2 μ F 10V " C56

Top 600

mar 1975

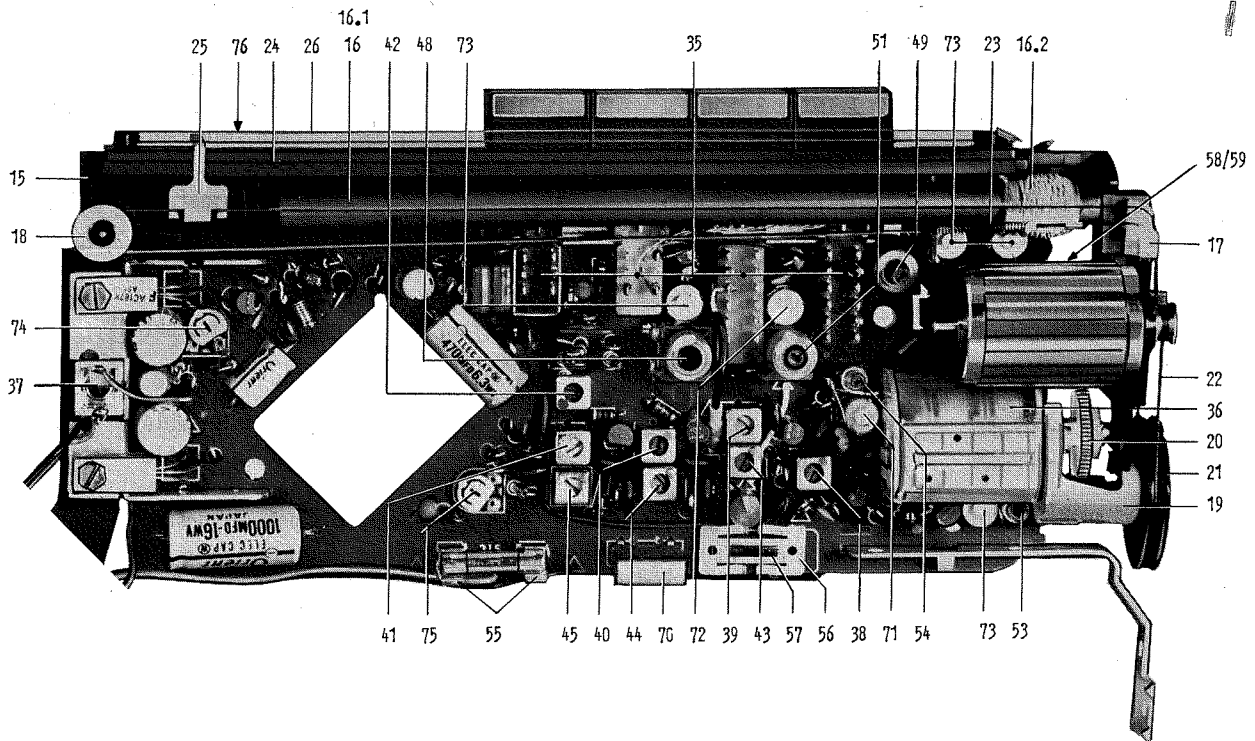
Fig. No.	Bestell-Nr./Part No. Réf./Nr. d'ordinazioni	Benennung	Description	Désignation	Denominazione
71	2/3 19799-302.91	Trimmer 3...10pF	(C33)trimmer	cond. ajustable	trimmer capacitivo
72	2 19799-303.91	Trimmer 3,4...13pF (f. 600 K)	(C42)trimmer (f 600 K)	cond. ajustable	trimmer capacitivo (per 600 K)
72	3 19799-306.92	Trimmer 7...35pF (f. 600 L)	(C17)trimmer (f. 600 L)	cond. ajustable	trimmer capacitivo (per 600 L)
73	2 19799-304.91	Trimmer 4,5...20pF (f. 600 K)	(C16/18/21/46)trim. (f. 600 K)	cond. ajustable	trimmer capacitivo (per 600 K)
73	3 19799-304.92	Trimmer 4,5...20pF (f 600 L)	(C16/21/41) trimmer (f 600 L)	cond. ajustable	trimmer capacitivo (per 600 L)
74	2/3 8790-909-007	Einstellregler 150Ω	(R48)min.pre set 150Ω	pot. ajustable	trimmer ohmico
75	2/3 8790-909-004	Einstellregler 500KΩ	(R29)min.pre set 500KΩ	pot. ajustable	trimmer ohmico
76	2/3 19704-004.01	Schiebewiderstand 100KΩ	(R37) potentiometer 100KΩ	pot. à curseur	potenziometro
77	8411-220-111	Elko 1000μF/16V	(C 71) elco 1000μF/16V	cond. électrolyt.	condensatore elettrolitico

-*-




1

2



3



Die bei den Abbildungen verwendeten Nummern sind identisch mit den Positionsnummern
 THE INDICATED NUMBERS ARE ITEM-NUMBERS OF THE SPARE PARTS LIST
 LES NUMEROS DE POSITION SONT IDENTIQUES A CEUX UTILISES SUR LES FIGURES
 I NUMERI INDICATI NELLE FOTO CORRISPONDONO ALLA IDENTICA POSIZIONE DELLA LISTA

Anderungen vorbehalten · Alterations reserved · Tous droits de modifications réservés · Con riserva di modifiche