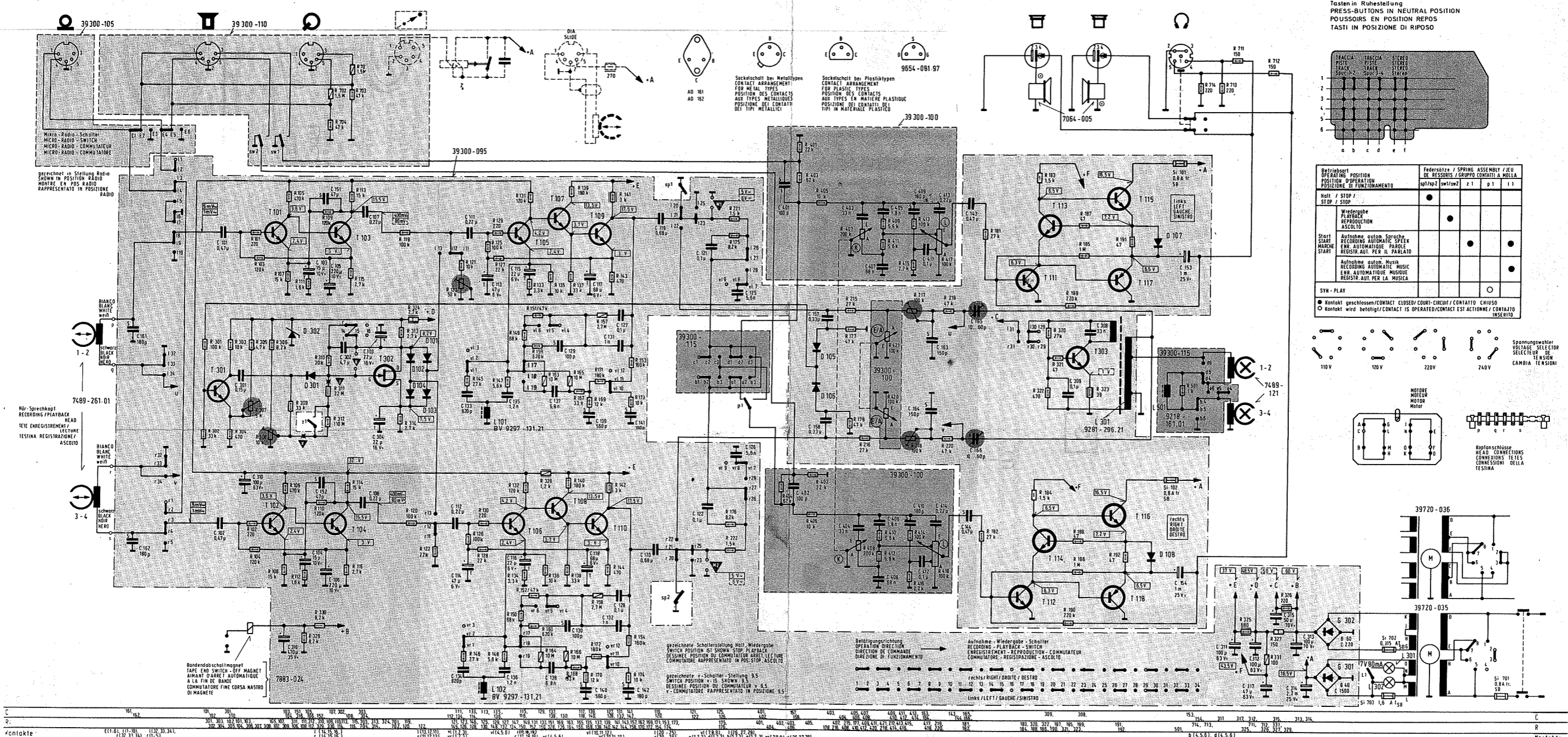
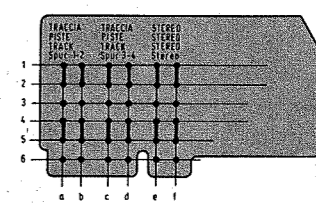


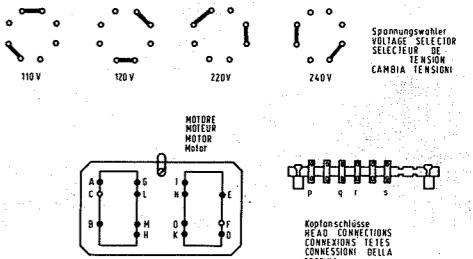
G 3059



Tasten in Ruhestellung  
PRESS-BUTTONS IN NEUTRAL POSITION  
POUSSOIRS EN POSITION REPOS  
TASTI IN POSIZIONE DI RIPOSO



Operational POSITION / POSITION DE FONCTIONNEMENT	Reproduction / REPRODUCTION	Start / MARCHÉ	Stop / STOP	Play / SYM-PLAY
Wiedergabe / REPRODUCTION	●			
Start / MARCHÉ		●		
Stop / STOP			●	
Play / SYM-PLAY				○



Wiedergabe / REPRODUCTION	Start / MARCHÉ	Stop / STOP	Play / SYM-PLAY
●			
	●		
		●	
			○

Wiedergabe / REPRODUCTION	Start / MARCHÉ	Stop / STOP	Play / SYM-PLAY
●			
	●		
		●	
			○

Wiedergabe / REPRODUCTION	Start / MARCHÉ	Stop / STOP	Play / SYM-PLAY
●			
	●		
		●	
			○

Schaltbild  
CIRCUIT DIAGRAM  
SCHEMA  
SCHEMA

TK 244  
TK 244U

31000 - 906.01

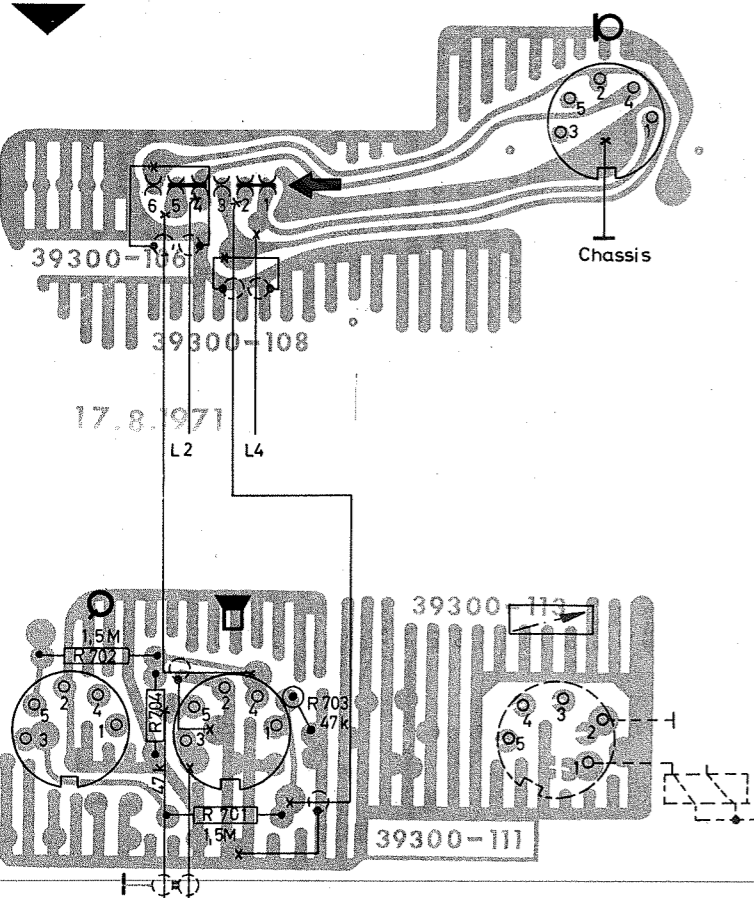
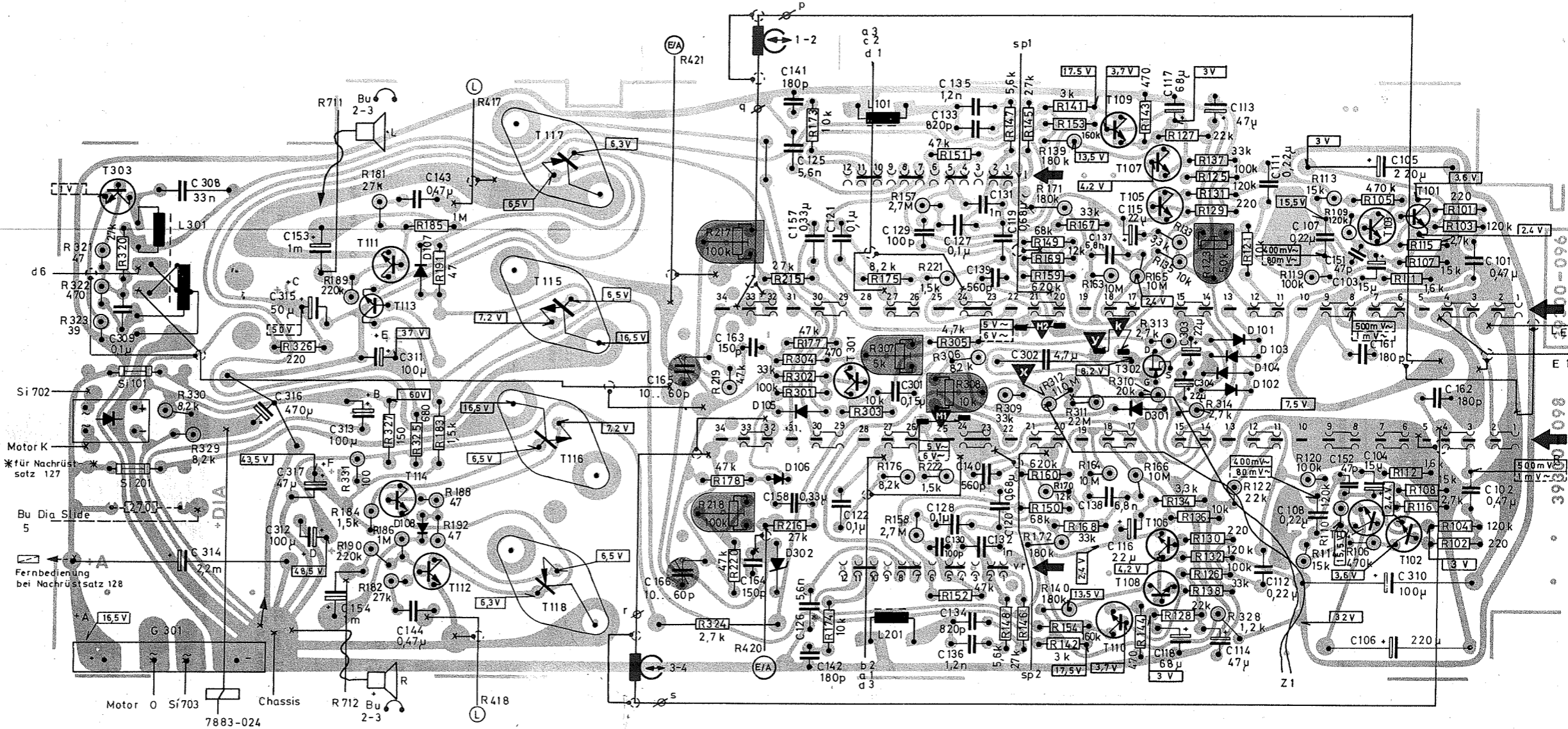
**Druckplatte  
PRINTED CIRCUIT  
CIRCUIT IMPRIME  
PIASTRA STAMPATA**

(Ansicht von der Lötseite)  
(SOLDER TAG VIEW)  
(VUE COTE SOUDURES)  
(VISTA DAL LATO DELLE SALDATURE)

- Wiedergabe Aufnahme Gleichspannungen gemessen mit Grundig-Röhrenvoltmeter RV 3 ohne Signal gegen Masse
- PLAYBACK RECORDING Signalspannungen (f=1kHz) gemessen mit Grundig-Röhrenvoltmeter RV 55
- REPRODUC. ENREGISTR. DC VOLTAGES MEASURED AGAINST GROUND AND NO SIGNAL APPLIED WITH GRUNDIG VTM RV 3
- ASCOLTO REGISTR. SIGNAL VOLTAGES (f=1kHz) MEASURED WITH GRUNDIG-VTM RV 55
- TENSIONS CONTINUES MEASUREES PAR RAPPORT AU CHASSIS ET SANS SIGNAL AVEC GRUNDIG-VOLTMETRE A LAMPES RV 3
- MESURES AVEC GRUNDIG-VOLTMETRE A LAMPES RV 55
- TENSIONI CONTINUE MISURATE VERSO MASSA CON VOLTMETRO ELETTRONICO GRUNDIG RV 3 IN ASSENZA DI SEGNALE
- MISURATE CON VOLTMETRO ELETTRONICO GRUNDIG RV 55

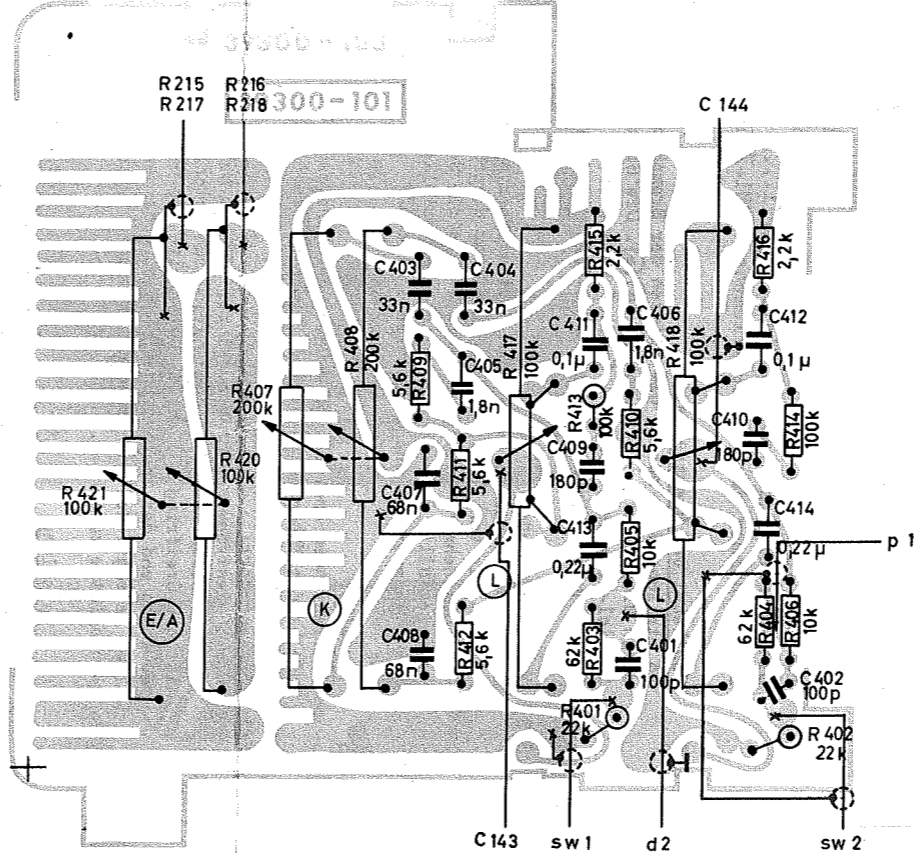
**Druckplatten  
PRINTED CIRCUITS  
CIRCUITS IMPRIMES M+B  
PIASTRE STAMPATE**

(Ansicht von der Lötseite)  
(SOLDER TAG VIEW)  
(VUE COTE SOUDURES)  
(VISTA DAL LATO DELLE SALDATURE)



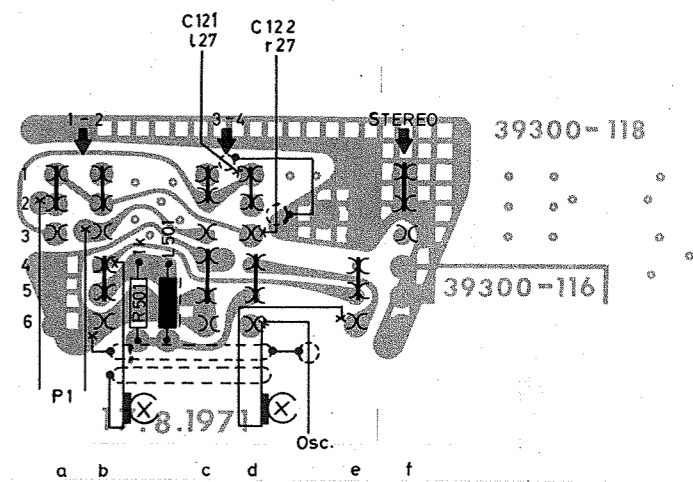
**Druckplatte  
PRINTED CIRCUIT  
CIRCUIT IMPRIME  
PIASTRA STAMPATA**

(Ansicht von der Bestückungsseite)  
(COMPONENT SIDE)  
(COTE D'EQUIPEMENT)  
(VISTA DAL LATO DEI COMPONENTI)



**Druckplatte  
PRINTED CIRCUIT  
CIRCUIT IMPRIME  
PIASTRA STAMPATA**

(Ansicht von der Lötseite)  
(SOLDER TAG VIEW)  
(VUE COTE SOUDURES)  
(VISTA DAL LATO DELLE SALDATURE)



**TK 244** **GRUNDIG**