




Lubricating Instructions

for Types 1003/4/5 Automatic Record Changers

1003
1004
1005



1003



1005


The important bearing points of our record changers are equipped with oil-retaining bushes (sintered-metal bushes): oiling or greasing the equipment under normal conditions therefore becomes necessary only after one or two years.

Only small amounts of lubricant should be applied to bearing points or sliding surfaces. It is essential to **ensure that no oil or grease** comes into contact with the friction surfaces of the friction drive (located below the turntable) or the motor shaft. Failure to observe this precaution will result in slip of the power transmission.

When required, the following lubricants should be used:

- A** 1. Thin bearing oil (Shell AB 11), for the oil-retaining bushes and bearing cups of the motor (Item A).
- B** 2. A heavier, non-resinous oil (Calypsol WIK 700), for sliding surfaces (Item B).
- C** **H** 3. Molykote paste G for bearing points subjected to pressure and a high degree of friction (Item C), as well as all bearing points of the main actuating rail (Item H).
(See illustrations overleaf.)

Mixing of the different lubricants may be accompanied by chemical reactions. We therefore strongly recommend that only the **lubricants mentioned** above be used to prevent such chemical reactions taking place.




1004

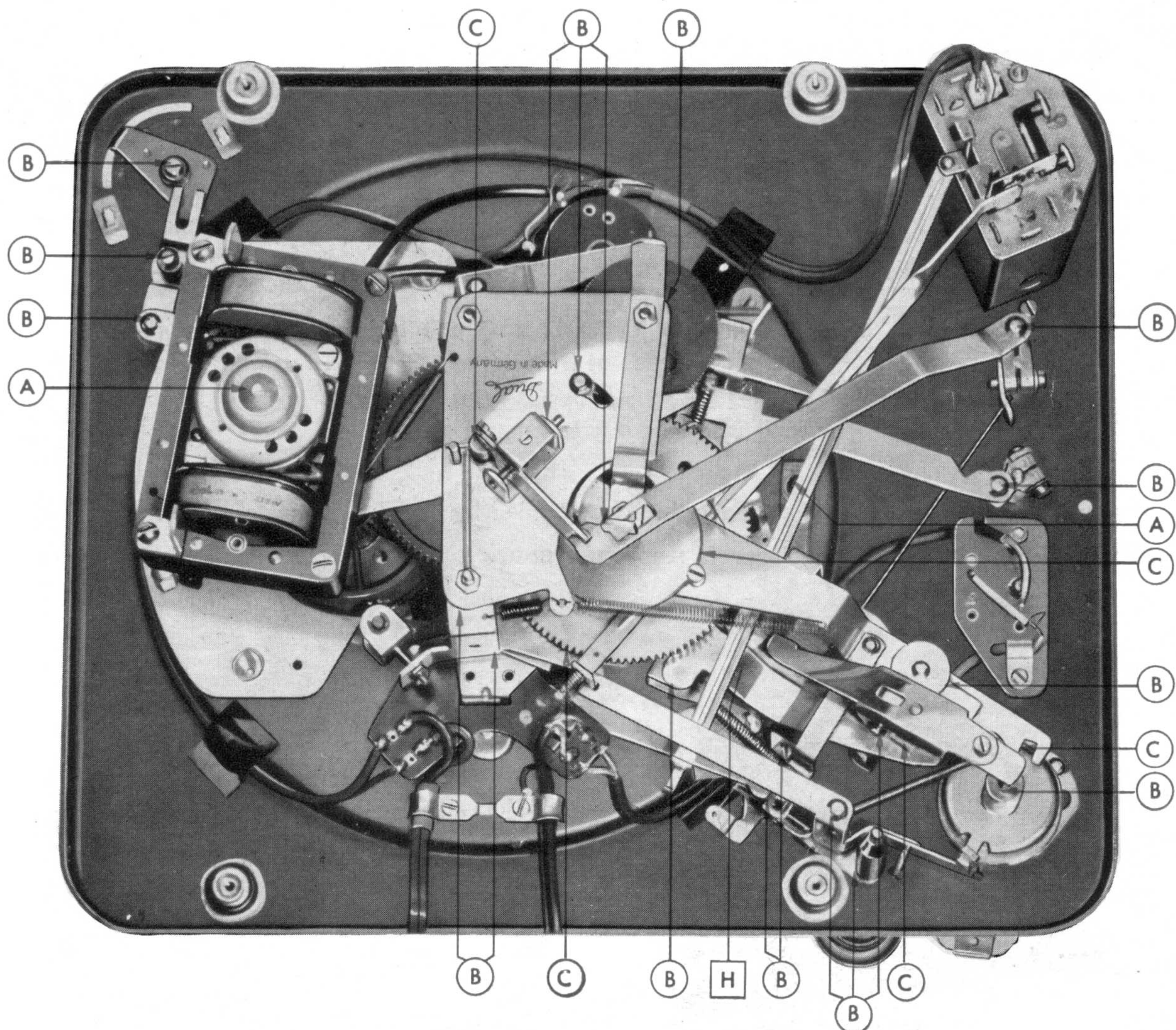
GEBRÜDER STEIDINGER

St. Georgen / Schwarzwald

View of upper side of record changer
 (Turntable and changing spindle removed)



View of underside of record changer



The illustrations show the Type 1005 record changer.
 The corresponding points should be lubricated on Types 1003 and 1004 record changers.