

ICF-7600D

SERVICE MANUAL



Free service manuals
Gratis schema's

Digitized by

www.freeservicemanuals.info

AEP Model
UK Model
E Model

SUPPLEMENT

No. 1
October, 1984

• File this supplement with the service manual.

Subject:

1. ADDITIONAL COLOR VARIATION
2. CIRCUIT CHANGE

1. Additional Color Variation

Add the following parts list in the service manual.

Color Variation Parts List

No.	Description	Part No.	
		Silver	Black
15	KNOB (FINE)	3-891-803-00	3-891-803-11
20	BUTTON (E)	3-891-808-00	3-891-808-11
25	STRAP, HAND	3-891-813-00	3-891-813-11
29	LID, BATTERY CASE	3-891-817-00	3-891-817-11
30	KNOB (VOL)	3-891-818-00	3-891-818-11
31	KNOB (TONE)	3-891-819-00	3-891-819-11
32	(AEP,UK,E)...KNOB (MODE)	3-891-820-00	3-891-820-11
32	(ME).....KNOB (MODE)	3-891-877-00	3-891-877-11
33	KNOB (SENS)	3-891-821-00	3-891-821-11
42	CHASSIS	3-891-843-00	3-891-843-11
46	HOLDER, LED	3-891-872-00	3-891-872-11
48	LID, REAR CABINET	3-891-874-00	3-891-874-11
56	SCREW +P 3X25 TYPE-2 NON-SLIT	7-685-152-14	7-685-152-19
60	(AEP,UK,E)....FRONT PANEL ASSY	X-3891-807-1	X-3891-830-1
60	(SOSA FRANCE)..FRONT PANEL ASSY	X-3891-814-1	X-3891-832-1
60	(G-AEP).....FRONT PANEL ASSY	X-3891-815-1	X-3891-833-1
60	(ME).....FRONT PANEL ASSY	X-3891-816-1	X-3891-834-1
60	(SAUDI ARABIA).FRONT PANEL ASSY	X-3891-820-1	X-3891-835-1
63	LABEL, MODEL NUMBER	3-891-893-00	3-891-893-11
65	(G-AEP)...PLATE, BLIND	3-891-878-00	3-891-878-11

FM/LW/MW/SW
PLL SYNTHESIZED RECEIVER

SONY®

Sony Corporation

2. Circuit Change

The circuit has been changed to reduce the drift of 2nd local oscillator and location of some parts on printed circuit board has been changed.

Changed Parts List

Ref.No.	Former Parts		New parts		Remarks
	Description		Part No.	Description	
C3	CERAMIC	0.003MF	1-161-028-00	CERAMIC 0.002MF	CHANGED
C58	ELECT	47MF 6.3V	1-123-613-00	ELECT 3.3MF 50V	CHANGED
L1	MICRO INDUCTOR	3.9UH	1-408-560-00	MICRO INDUCTOR 5.6UH	CHANGED
R4	CARBON	82 1/6W	1-247-809-00	CARBON 120 1/6W	CHANGED
R5	CARBON	2.2k 1/6W	1-247-835-00	CARBON 1.5k 1/6W	CHANGED
R39		1-247-799-00	CARBON 47 1/6W	ADDED
R63	CARBON	100k 1/6W	DELETED
R65	CARBON	180k 1/6W	DELETED
R67	CARBON	1.5k 1/6W	1-247-807-00	CARBON 100 1/6W	CHANGED
R168	CARBON	33 1/6W	1-247-815-00	CARBON 220 1/6W	CHANGED

1 2 3 4 5 6 7 8 9 10 11 12 13 14 15

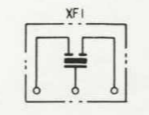
A
B
C
D
E
F
G
H
I
J

Q		15	13	14				21	20	19	26	8	11		10						5		Q				
IC									IC2			IC1	IC3			16	17	30	7			6	22	IC			
D			21	18	9	20	19	26	32	11				24	30		6	33	7		22	23	36	37	16	5	D

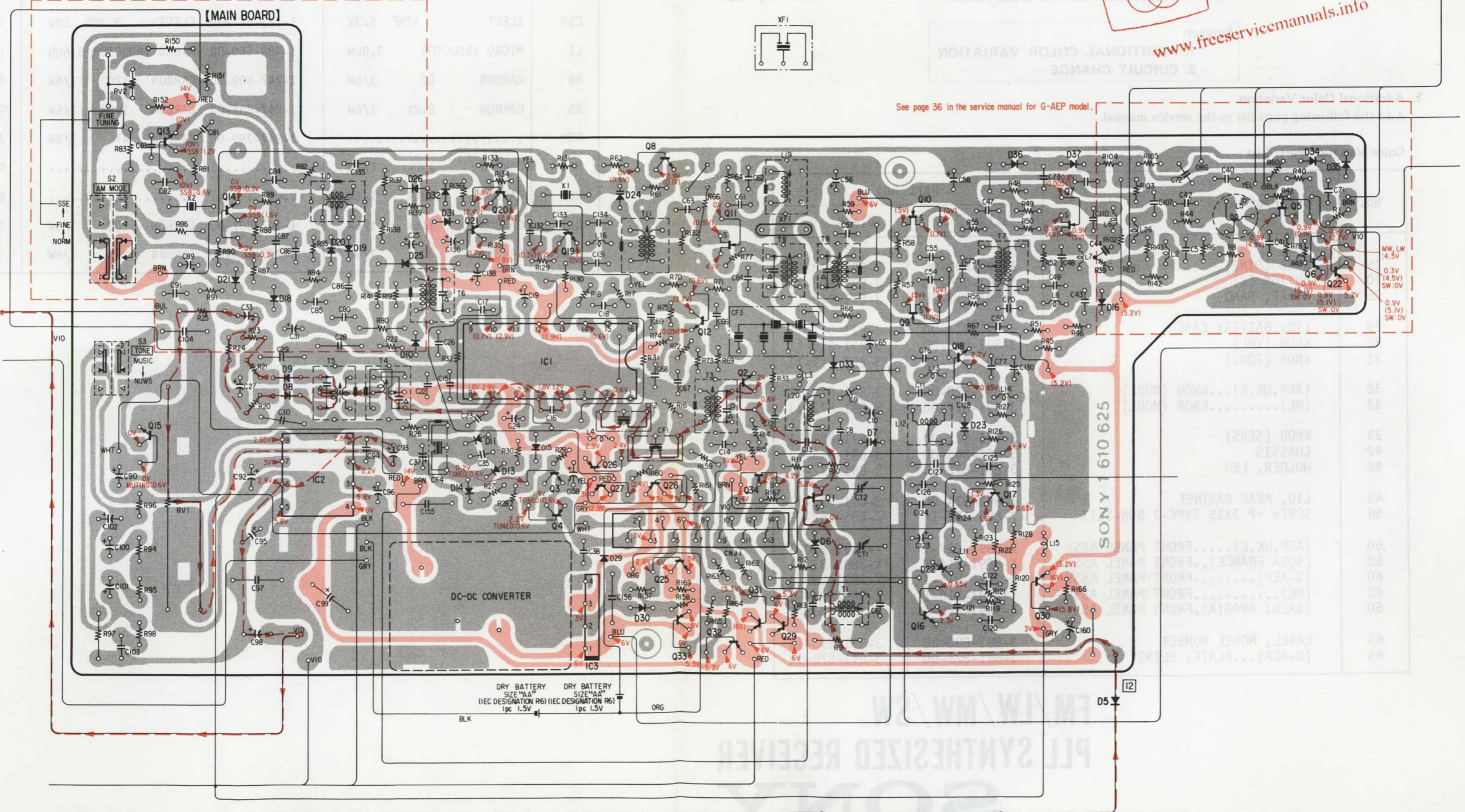
Free service manuals
Gratis schemas
Digitized by
www.freeservicemanuals.info

See page 37 in the service manual for ME model.

(MAIN BOARD)

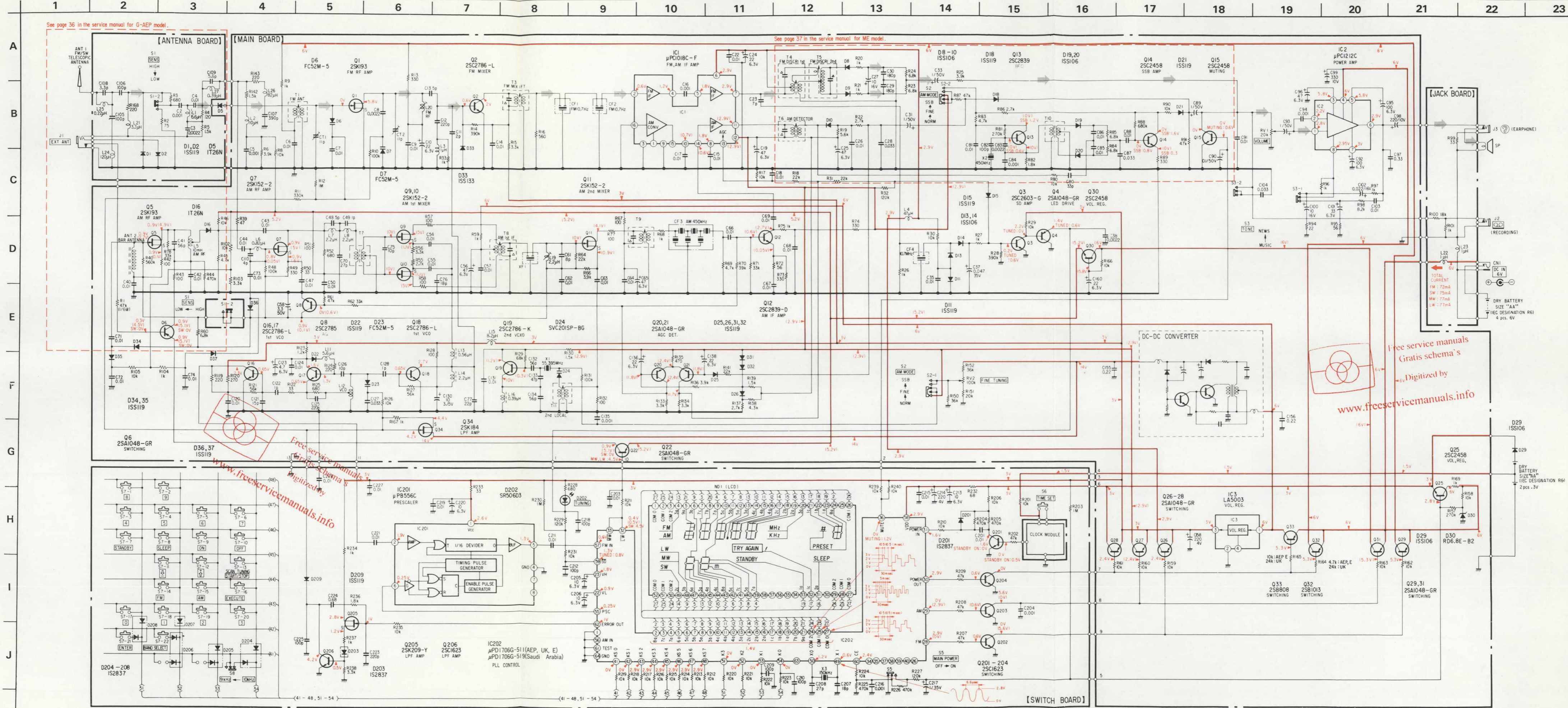


See page 36 in the service manual for G-AEP model.



DRY BATTERY SIZE "AA" (IEC DESIGNATION R6) 1pc 1.5V
DRY BATTERY SIZE "AAA" (IEC DESIGNATION R6) 1pc 1.5V

SONY 1 610 625



See page 36 in the service manual for G-AEP model.

See page 37 in the service manual for ME model.

Free service manuals
Gratis schema's
Digitized by
www.freeservicemanuals.info

IC201
IC202
IC200
IC3
IC12
IC1

D201
D202
D203
D204
D205
D206
D207
D208
D209

Q201
Q202
Q203
Q204
Q205
Q206

R201
R202
R203
R204
R205
R206
R207
R208
R209
R210

C201
C202
C203
C204
C205
C206
C207
C208
C209
C210