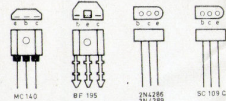
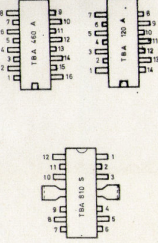
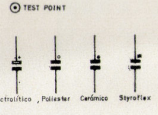


Nº ESQUEMA CAPACIDAD

C10-C18-C19	3 - 25
C20-C21-C22	5,5 - 20
C23-C24	5,5 - 20
C25-C26-C27	3,5 - 12
C28-C29	3,5 - 12



inter
EUROMODUL - 134