

Atwater Kent

Model: 165

Chassis:

Year: Pre October 1934

Power:

Circuit:

IF:

Tubes:

Bands:

Resources

Riders Volume 4 - A-K 4-2

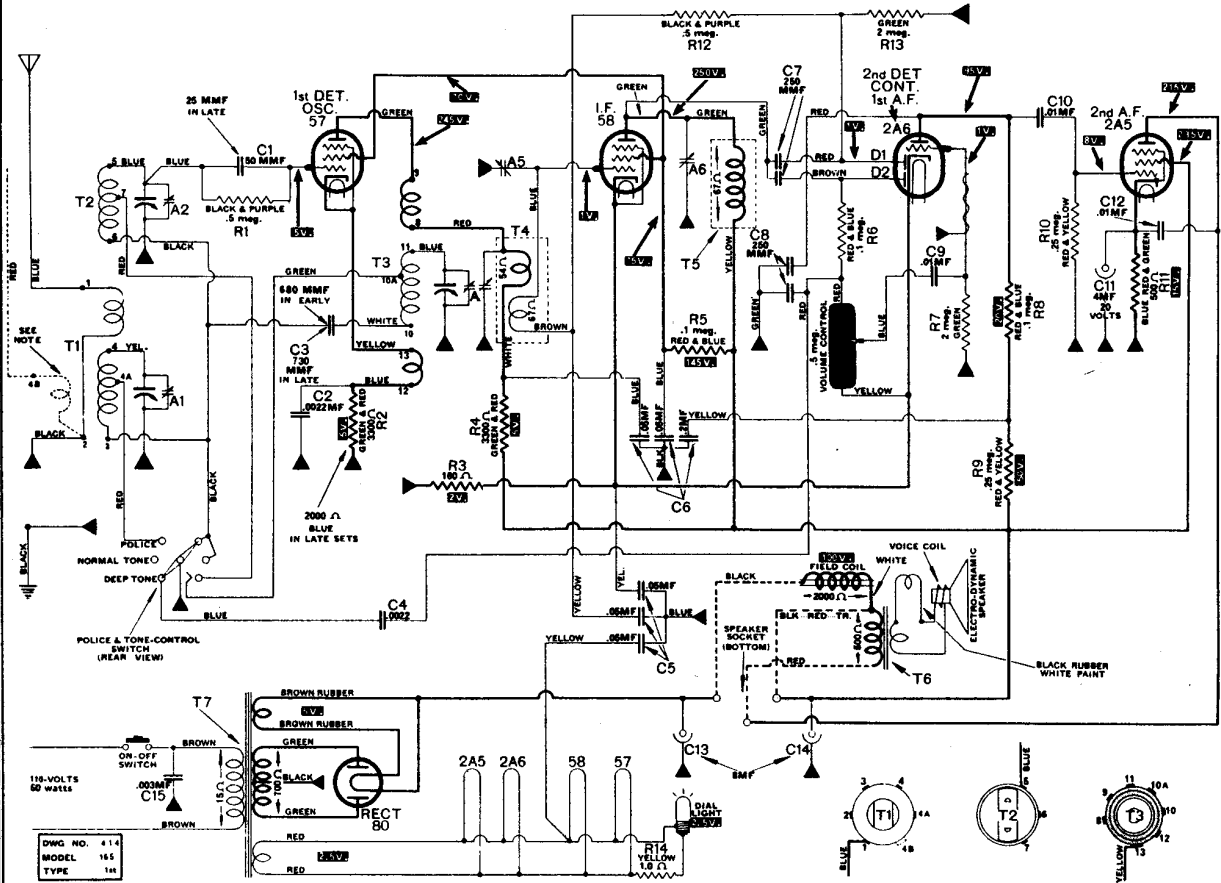
Riders Volume 4 - A-K 4-3

Riders Volume 5 - A-K 5-9

Riders Volume 5 - A-K 5-10

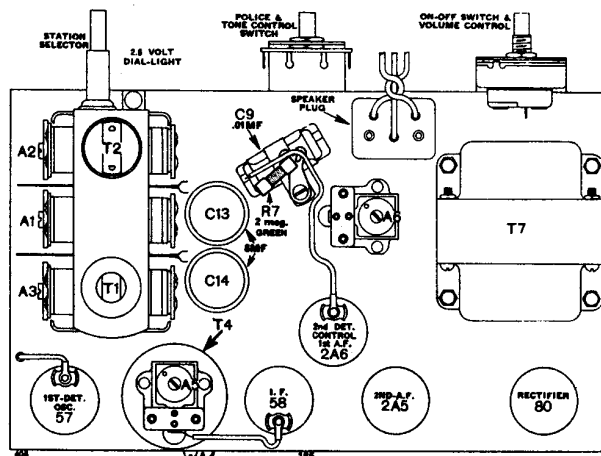
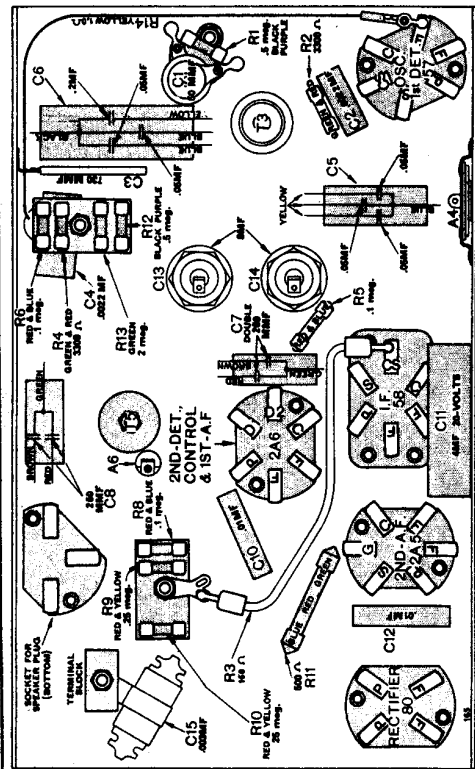
MODEL 165
Schematic, socket

ATWATER KENT MFG. CO.



DWG NO. 414
MODEL 165
TYPE 144

IF PEAK 262.5 KC.



In late type 165, the 1st-detector bias resistor R2 is 2000 ohms, 1/8 watt (blue).

In a few early 165 sets, the tracking condenser C3 is 680MMF.

In late sets, C1 is 25MMF instead of 50MMF.

The additional primary, shown in dotted lines on No. 1 R.F.T., is used in some 165 sets.

ATWATER KENT MFG. CO.

MODEL 155 (3rd type)
MODEL 165
Parts lists

PARTS AND PRICE LIST FOR 3rd TYPE MODEL 155, No. 32800

ABOVE SERIAL No. 7088700

For parts not listed below, please order by description or name of part and model number of set.

Part No.	Name of Part	List Price
24293	Volume control, complete, less leads, .5 meg.	.75
24722	Cabinet complete.	3.50
24955	Triple dry electrolytic condenser 8, 8, 8MF, 150 volts.	1.50
*25317	Variable condenser rotor stator and frame (23 plates).	2.00

* In 1st and 2nd type Model 155, the variable condenser is No. 24567, list price \$2.00 (21 plates).

Dia. Code No.	Part No.	Name of Part	List Price
T-1	32210	No. 1 R. F. transformer.	\$1.00
T-2	32220	No. 2 R. F. transformer.	1.00
T-3	32190	Oscillator transformer.	.70
T-4	31790	No. 1 I. F. transformer.	.65
T-5	31780	No. 2 I. F. transformer.	.35
T-6	24897	Output transformer.	.85

TRANSFORMERS

R-1	30360	Blue-gray	1,000,000 ohms, 1/3 watt.	.10
R-3	18520	Flexible	70 ohms.	.18
R-4	30340	Red-blue	100,000 ohms, 1/3 watt.	.10
R-6	30370	Green	2,000,000 ohms, 1/3 watt.	.10
R-7	31980	Black	65,000 ohms, 1/3 watt.	.10
R-8	30340	Red-blue	100,000 ohms, 1/3 watt.	.10
R-9	30350	Black-purple	500,000 ohms, 1/3 watt.	.10
R-10	30370	Green	2,000,000 ohms, 1/3 watt.	.10
R-11	30340	Red-blue	100,000 ohms, 1/3 watt.	.10
R-12	31970	Red-yellow	250,000 ohms, 1/3 watt.	.10
R-13	30350	Black-purple	500,000 ohms, 1/3 watt.	.10
R-14	16610	Flexible	19 ohms.	.15
R-15	31690	Iron core	145 ohms.	.30

RESISTORS

Dia. Code No.	Part No.	Description	List Price
C-1	30260	50MMF, letter E stamped on washer.	\$.15
C-2	31180	680MMF, 100 volts.	.35
C-3	32760	.1MF, and .2MF, 100 volts.	.30
C-16		.1MF, 100 volts.	.22
C-4	31530	.1MF, 100 volts.	.22
C-5	33040	.001MF, 450 volts.	.25
C-6	33630	250MMF (double) 450 volts.	.31
C-7	23250	.01MF, 450 volts.	.20
C-8	27630	.01MF, 200 volts.	.20
C-9	27630	.01MF, 200 volts.	.20
C-10	31890	.05MF, .05MF, and .5MF, 100 volts.	.45
C-12		.1MF, 200 volts.	.25
C-13	26660	.1MF, 200 volts.	.25
C-14		.1MF, 200 volts.	.25

FIXED CONDENSERS

Part No.	Name of Part	List Price
24942	Speaker, complete.	\$ 3.25
24897	Output transformer (T-6).	.85
25053	Field coil (2500 ohms).	1.25
24895	Cone assembly.	1.65

No. 24942 SPEAKER

Part No.	Name of Part	List Price
24908	Instruction and log card (F-1056).	.01
24733	110-volt cable and plug.	.60
24727	Antenna lead (30 feet).	.75
24278	Knob for volume control or station selector.	.10
24892	A. C.—D. C. current switch.	.60

MISCELLANEOUS PARTS

PARTS AND PRICE LIST FOR MODEL 165, No. 34,000

Part No.	Name of Part	List Price
25309	Cabinet, complete.	\$ 4.50
24203	Volume control and on-off switch (.5 meg.)	.75
25022	Variable condenser.	2.25
25312	Police and tone control switch, complete.	.40
25311	Switch base, complete.	.25
25326	Switch shaft and blade.	.05

Dia. Code No.	Part No.	Description	List Price
T-1	32430*	No. 1 R. F. T.	\$ 1.00
T-2	32440	No. 2 R. F. T.	1.00
T-3	32450	Oscillator transformer.	1.00
T-4	32620	No. 1 F. transformer.	.75
T-5	32630	No. 2 I. F. transformer.	.35
T-6	21672	A. F. output transformer.	1.25
T-7	25191**	Power transformer.	3.15

TRANSFORMERS

Dia. Code No.	Part No.	Description	List Price
**C-3	25638	730MMF, 100-volts.	.25
C-4	33660	.0022MF, 450-volts.	.22
C-5	32360	.05, .05 and .05MF, 100-volts.	.40
C-6	32350	.05, .05 and .2MF, 200-volts.	.50
C-7	33630	250MMF (double), 450-volts.	.25
C-8	33630	250MMF (double), 450-volts.	.25
C-9	23250	.01MF, 450-volts.	.31
C-10	27630	.01MF, 200-volts.	.20
C-11	25167	4MF, 20-volts dry electrolytic.	.40
C-12	27630	.01MF, 200-volts.	.20
C-13	25168	8MF, 475-volts, electrolytic.	.85
C-14	25168	8MF, 475-volts, electrolytic.	.85
C-15	32740	.003MF, 500-volts.	.40

CONDENSERS

** In early 165, C-3 is No. 31180, 680MMF, 100 volts \$3.50.

Part No.	Description	List Price
25194	Cloth screen.	\$.40
25213	Cabinet foot.	.20
24278	Station selector and volume control knob.	.10
25145	Police and tone control switch knob.	.15
24323	Power transformer cover (2 used).	.10
24554	I.F.T. shield and trimmer (A5).	.55
19566	110-volt cable and plug.	.65
24732	110-volt plug.	.10
15404	2.5-volt dial lamp.	.15
22683	Tube shield.	.10
24549	Dial assembly.	.25
31870	Trimmer A6.	.20
24495	Trimmer A4.	.25
25196	Speaker socket.	.10
24492	Rectifier socket.	.10
24494	Small 6-prong socket (3 used).	.10
22733	Large 6-prong socket (1 used).	.10
25049	Instruction and log card (F-1059).	.01
25186	Switch instruction tag.	.01
25189	Shipping container.	.25

MISCELLANEOUS PARTS

* In some sets, T1 has an extra winding as shown in dotted lines on page 3. The part number of this transformer is 33820, list price \$1.00.
** Some early Model 165 sets use a 75 tube instead of 2A6. These sets require a No. 25307 power transformer which has an extra winding to provide 6 volts for the 75 filament. The list price of No. 25307 is \$3.50.

R-1	30350	Black and purple	.5 meg., 1/3 watt.	.10
*R-2	33250	Blue, 2000 ohms	1/3 watt.	.10
R-3	28950	Flexible	160 ohms.	.17
R-4	30380	Red and green	3300 ohms, 1/3 watt.	.10
R-5	20980	Red and blue	.1 meg., 1/2 watt.	.10
R-6	30340	Red and blue	.1 meg., 1/3 watt.	.10
R-7	30370	Green	2 meg., 1/3 watt.	.10
R-8	30340	Red and blue	.1 meg., 1/3 watt.	.10
R-9	31970	Red and yellow	.25 meg., 1/3 watt.	.10
R-10	31970	Red and yellow	.25 meg., 1/3 watt.	.10
R-11	32010	Blue, red and green	500 ohms, 1 watt.	.15
R-12	30350	Black and purple	.5 meg., 1/3 watt.	.10
R-13	30370	Green	2 meg., 1/3 watt.	.10
R-14	31860	Flexible	1 ohm, yellow covered.	.17

RESISTORS

* In early 165, R-2 is No. 30380 red and green, 3300 ohms, 1/3 watt; \$1.10.

*C-1	30260	50MMF, Letter E stamped on washer.	\$.15
C-2	33660	.0022MF, 400-volts.	.22

CONDENSERS

* In late sets C1 is 25MMF, No. 33650 list price \$1.15.

18870	Field coil (3000 ohms).	\$.125
21672	Output transformer (T6).	1.25
21161	Diaphragm.	1.05
25179	Cable and plug.	.40
25308	Speaker plug (3-prong).	.08

No. 34100 SPEAKER FOR MODEL 165

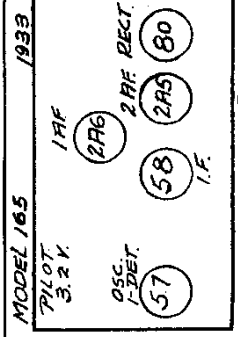
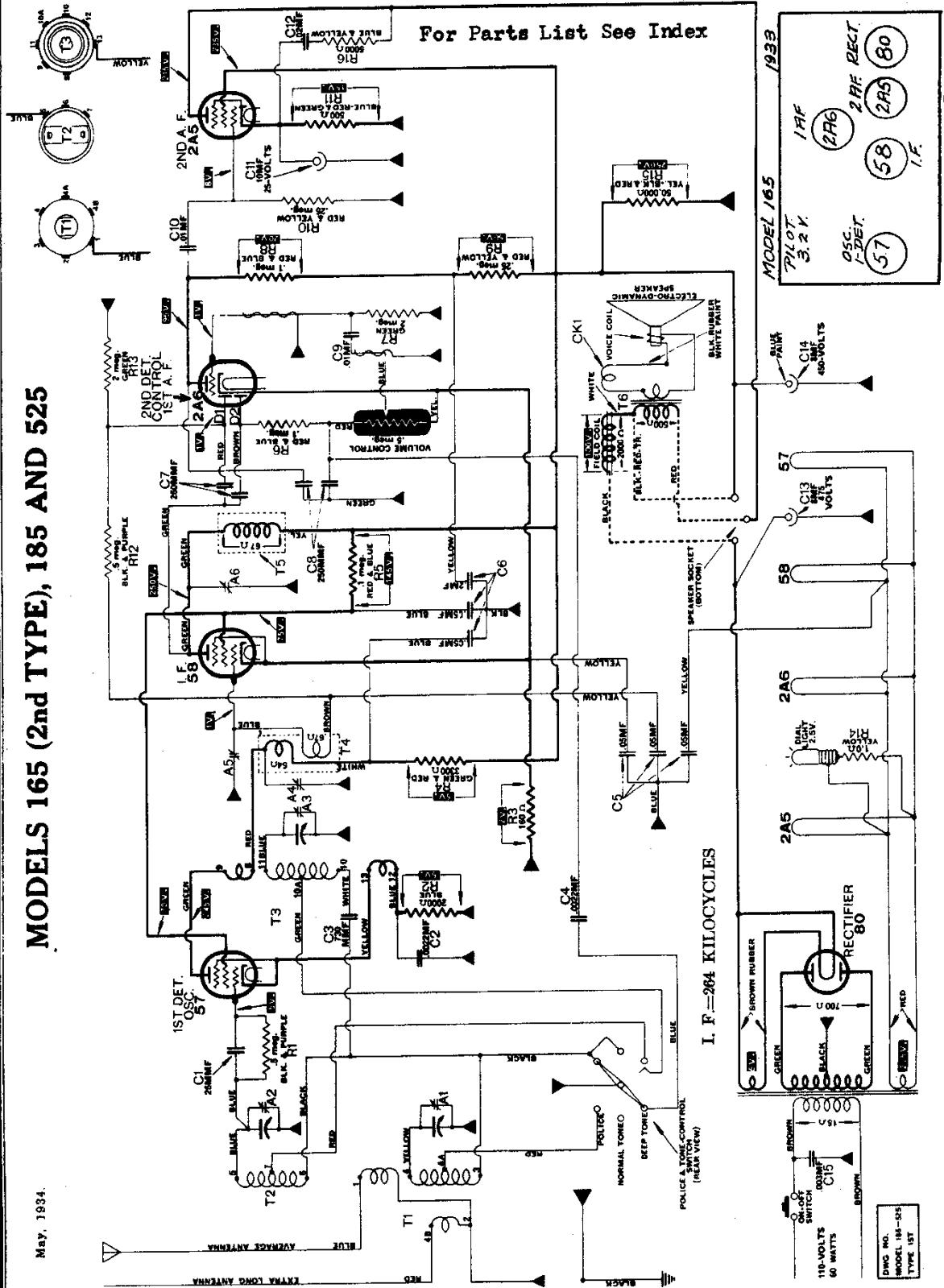
ATWATER-KENT MFG. CO.

MODEL 165 (2nd), 185 and 525 Schematic, Socket

For Parts List See Index

MODELS 165 (2nd TYPE), 185 AND 525

May, 1934.



I. F.—284 KILOCYCLES

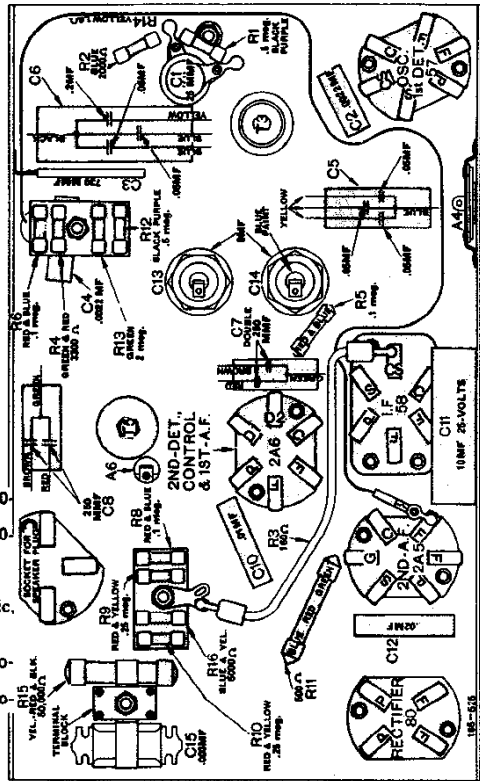
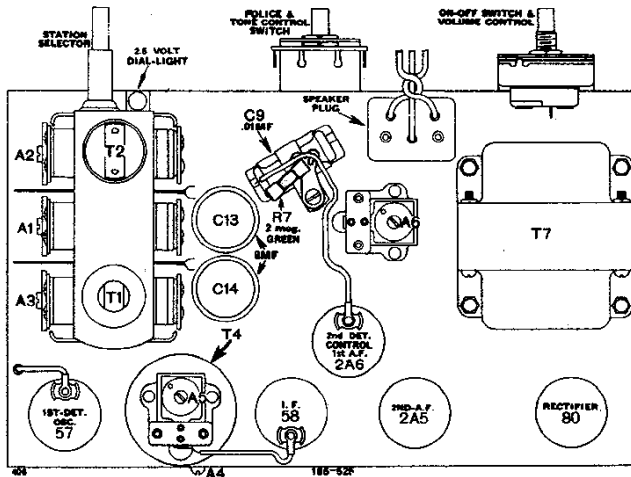
The power transformer is listed as T7 in the parts list. Voltage measurements above were made with a line voltage of 110 V.

REAR

DWG NO. MODEL 165-515 TYPE 1ST

**MODEL 165 (2nd), 185
and 525
Socket, Trimmer, Parts**

ATWATER-KENT MFG. CO.



**2nd TYPE MODEL
165**

Part No.	Name of Part
25309	Cabinet complete
24293	Volume control, .5 U
25022	Variable condenser
25312	Police and tone control switch complete
25311	Switch base complete
25226	Switch shaft and blade
24278	Knob volume and tuning
25145	Knob—tone
15404	Dial lamp, 2.5-V.

C7	33630	250 MMF (double), 450-V., IND.
C8	33630	250 MMF (double), 450-V., IND.
C9	23250	.01 MF, 450-V.
C10	27630	.01 MF, 200-V., IND.
C11	25379	10 MF, dry electrolytic, 25-V.
C12	33660	.02 MF, 200-V., IND.
C13	25168	8 MF, 475-V., electrolytic
C14	26381	8 MF, 450-V., electrolytic (blue)
C15	32740	.003 MF, 500-V.

TRIMMER CONDENSERS

Code No.	Part No.	Name of Part
A4	24495	Single I. F.
A5	24554	Single I. F. (includes I. F. shield)
A6	33080	Single I. F.

SOCKETS

Part No.	Name of Part
25196	Speaker
24492	Rectifier
24494	Small 6 prong (3 used)
22733	Large 6 prong (1 used)

MISCELLANEOUS

Part No.	Name of Part
25194	Cloth screen
25213	Cabinet feet
24323	Power T. cover (2 used)
24554	I. F. shield and trimmer, A5
19566	110-V. cable and plug
24549	Dial assembly
25745	Name decalcomania
25965	Tone decalcomania
26705	Vernier shaft
26707	Vernier cap
26708	Ball bearing
26709	Trimmer strew
26711	Trimmer washer
27133	Trimmer mica
22683	Tube shield
26671	Instruction and log card, F1109
25189	Shipping container

165-185 SPEAKER No. 34100

Code No.	Part No.	Name of Part
C1	33650	25 MMF, 500-V.
C2	33660	.0022 MF, 450-V., IND.
C3	25638	730 MMF, 100-V.
C4	33660	.0022 MF, 450-V., IND.
C5	32410	.05, .05 and .05 MF, 100-V., IND.
C6	32390	.05, .05 and .2 MF, 200-V., IND.

Part No.	Name of Part
18870	Field coil (2000 Ω)
21672	Output T.—(T6)
21161	Diaphragm
25179	Cable and plug
25308	Speaker plug (3 prong)
23657	Choke (CK1)

MODEL 185

(For parts not listed below refer to Model 165)

Part No.	Name of Part
26702	Cabinet
26602	Screen
25865	Dial window
26544	Escutcheon name plate
36580	Tone control switch complete
25814	Knob (volume and tuning)
25738	Knob (tone)
26481	Tone decalcomania
26618	Shipping container

MODEL 525

(For parts not listed below refer to Model 165)

Part No.	Name of Part
26565	Variable condenser
27305	Knob shaft
26519	Dial assembly
26569	Knob (volume and tuning)
26571	Knob (tone)
26545	Escutcheon name plate
25691	Dial window
26564	Volume control, .5 U
36590	Tone control switch complete
26669	Shipping container

525 SPEAKER No. 38500

Part No.	Name of Part
18870	Field coil (2000 Ω)
21672	Output T.—(T6)
19465	Diaphragm
25179	Cable and plug
25308	Speaker plug (3 prong)

Ω: ohms. U: megohms. IND.: inductive. NI: non-inductive. W: watt.