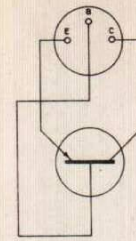
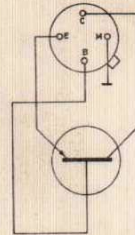
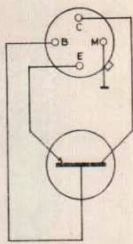


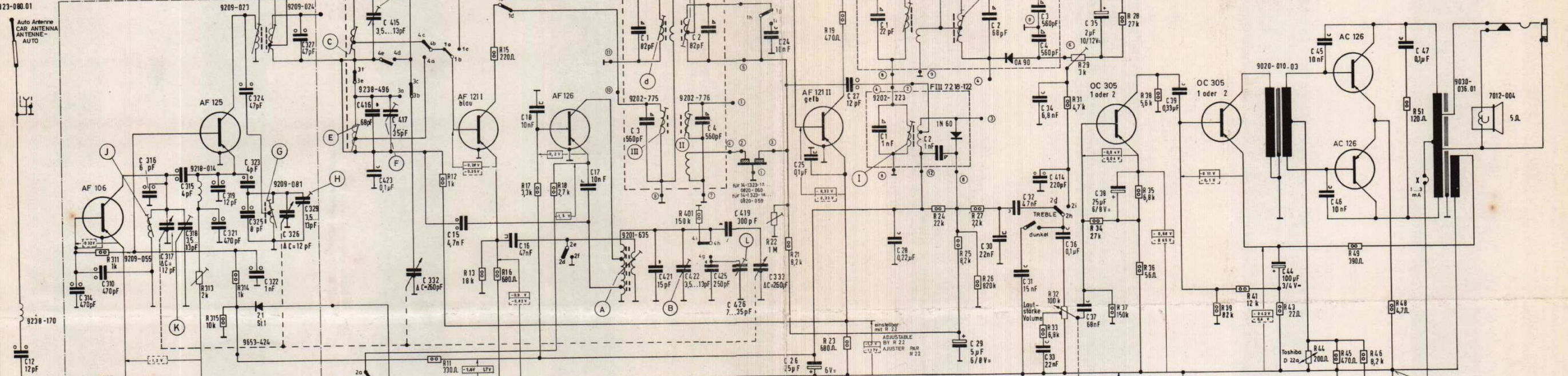
AF 106

AF 126  
AF 125  
AF 121

OC 305  
AC 126



Schaltbuchse für Kopfhörer  
EARPHONE JACK WITH  
SPEAKER CUT OFF SWITCH  
DOUILLE INTERRUPTION  
ECOUTEUR - HP



1323-980.01

9238-170

10524

UOSC-EMITTER-120mW MAX  
einstellbar mit R 313  
ADJUSTABLE BY R 313  
AJUSTER PAR R 313

AM Spulensatz  
AM COIL SET  
AM BLOC BOBINAGE  
UKW FM Spulensatz  
FERRITSTABANTENNE  
FERRITE ANTENNA  
ANTENNE FERRITE

Spannungen mit Grundig Röhrevoltmeter auf  
den Meßbereichen 10/3/1V bei 5V- Batterie-  
spannung gemessen. Spannungs- und Strom-  
werte gültig bei eingedrehtem Drehko ohne  
Signal [MW] [LW]

VOLTAGES MEASURED WITH GRUNDIG VTVM  
AT 5V- MEASURING VALUES VALID WITHOUT  
SIGNAL TUNING CONDENSER TURNED IN  
[MW] [LW]

TENSIONS DE SERVICE MESUREES AVEC  
GRUNDIG VOLTMETRE A LAMPE UNIVERSELLE  
A 5V- VALEURS SONT VALABLES SANS SIGNAL  
CONDENSATEUR VARIABLE FERME [OM] [FM]

Änderungen vorbehalten

gezeichnete Schalterstellung  
MW

ALTERATIONS RESERVEES

Wellenbereiche  
FREQUENCY RANGES  
GAMMES D'ONDES  
LW, GO 145.....260 kHz, kc  
MW, OM 510.....1620 kHz, kc  
UKW, FM, 87.....105 MHz, Mc



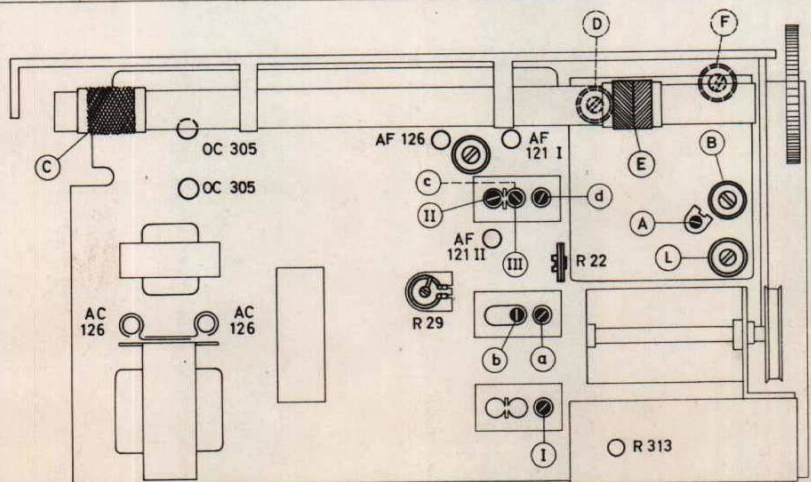
Free service manuals  
Gratis schema's  
Digitized by

www.freeservicemanuals.info

- 125V+ Polyester
- 24 V+ Styroflex
- 125V+ POLYSTYRENE
- 10V+ Keramik
- 30V+ CERAMICS
- 500V+ CERAMIQUE

8165 He

C:	12,	314,	313,	310,	316,	317,	315,	318,	319,	321,	324,	323,	325,	322,	326,	327,	328,	329,	415,	416,	423,	417,	332,	15,	16,	18,	19,	17,	421,	422,	425,	426,	419,	333,	24,	26,	25,	23,	27,	28	29,	30,	414,	32,	31,	13,	33,	34,	36,	37,	35,	38,	39,	42,	44,	45,	43,	46,	47,
R:	311,	312,	313,	315,	314,	11,	12,	13,	14,	15,	16,	17,	18,	19,	401,	22,	21,	23,	19,	24,	25,	27,	26,	33,	32,	31,	29,	34,	37,	28,	35,	36,	38,	39,	41,	42,	43,	44,	45,	46,	49,	48	51,																



WERKE GMBH FÜRTH (BAY.)

Prima-Boy 204 a LW

(14 - 1323 - 1741/1841/62)