

STELLA

Model ST106A

General Description : Five-valve (including rectifier), three-waveband table receiver.

Power Supply : A.C. mains, 110-150 and 200-250 volts, 50-100c/s.

Valves : (V1) ECH81; (V2) EAF42; (V3) EBC41; (V4) EL41; (V5) EZ40.

Alignment Procedure : With set on M.W. and gang fully open, inject a 470-kc/s. signal to the signal grid of V1 via a 47,000-pF. capacitor. Unscrew I.F. cores and then trim in following order: S21/S22/C26 (bottom core); S19/S20/C25 (top core); S15/S16/C21 (bottom); S17/S18/C22 (top).

I.F. Filter : Apply signal at intermediate frequency to aerial socket via dummy aerial. Trim S26 to first minimum from screwed-out core position.

Capacitors.

C1	50 (350 v.)
C2	50 (350 v.)
C4	39 pF. (10%)
C5	11-500 pF.
C6	11-500 pF.
C7	270 pF. (5%)
C8	1,800 pF. (400 v. 10%)
C9	3-30 pF.
C10	72 pF. (2%)
C11	220 pF.
C12	470 pF. (10%)
C13	56 pF. (10%)
C14	68 pF. (2%)
C15	3-30 pF.

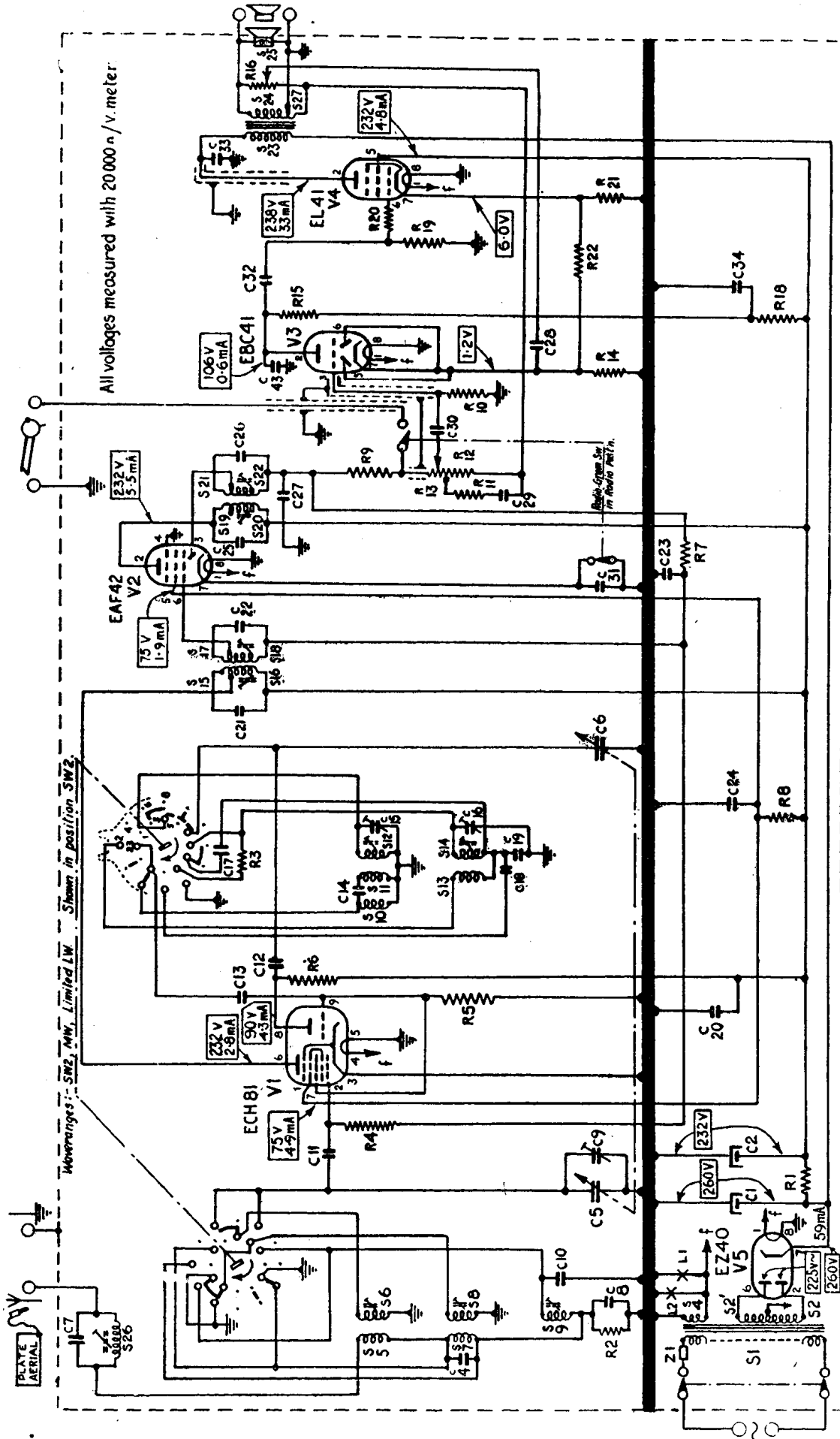
C16	3-30 pF.
C17	370 pF. (1%)
C18	47 pF. (2%)
C19	415 pF. (1%)
C20	1,800 pF.
C21	115 pF.
C22	115 pF.
C23	47,000 pF.
C24	0.1
C25	115 pF.
C26	115 pF.
C27	82 pF. (10%)
C28	12,000 pF. (10%)
C29	15,000 pF.
C30	8,200 pF.

C31	2,700 pF.
C32	3,300 pF.
C33	6,800 pF. (1,000 v.)
C34	0.1
C43	100 pF. (10%)

Resistors.

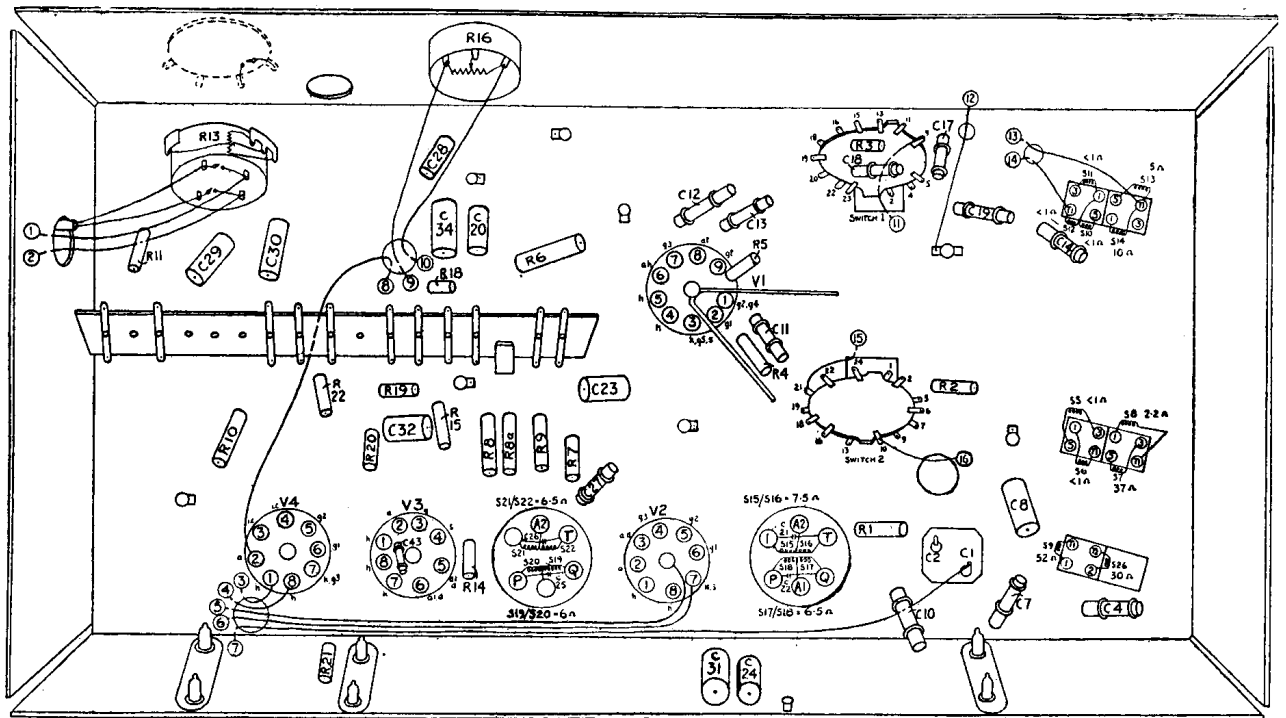
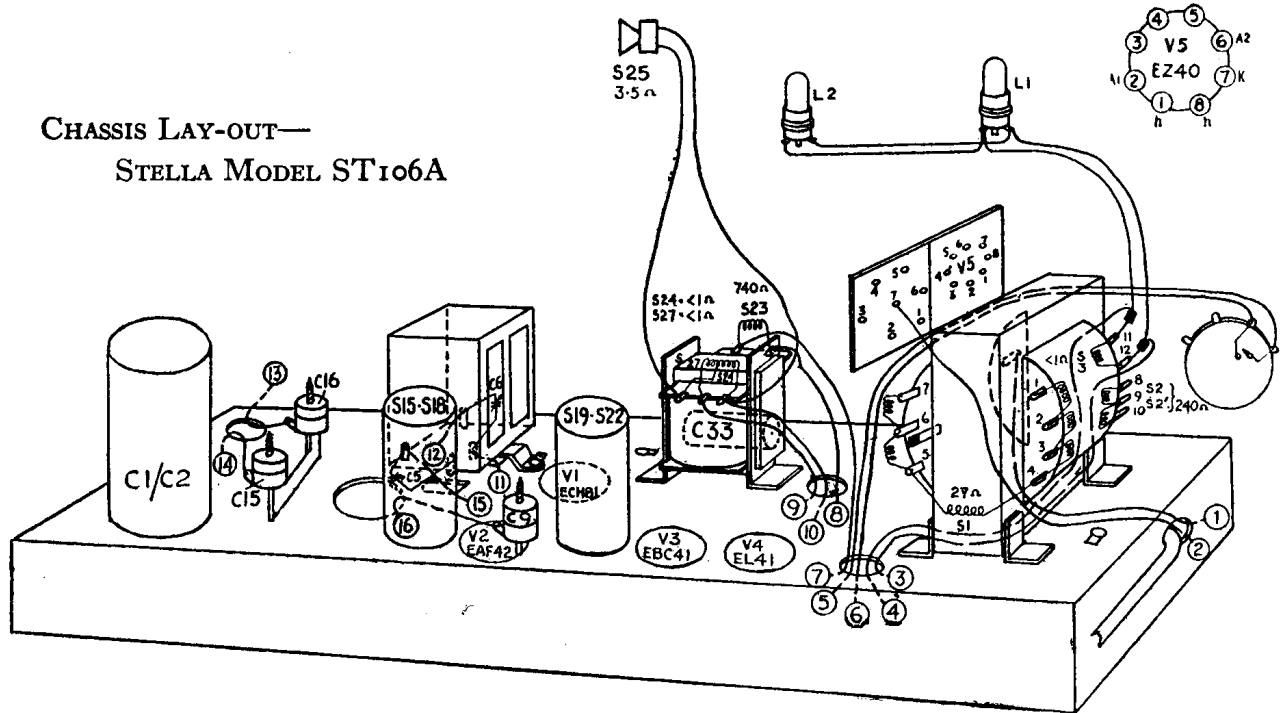
R1	1200 (1 W. 10%)
R2	12k
R3	8200 (10%)
R4	0.82M (10%)
R5	33k (10%)
R6	33k (10%, 1 W.)
R7	1.5M (10%)

R8	47k (10%, 1 W.)
R8A	47k (10%, 1 W.)
R9	47k (10%)
R10	1M (10%)
R11	27k (10%)
R12	0.05 + 0.45M
R13	(log)
R14	1800 (10%, ½ W.)
R15	0.12M (5%)
R16	50k (linear)
R18	0.1M (10%)
R19	0.68M (10%)
R20	1000
R21	180
R22	43k (5%)



CIRCUIT DIAGRAM—STELLA MODEL ST106A

CHASSIS LAY-OUT—
STELLA MODEL ST106A



R.F. : Adjust circuits in the order given below. The H.F. trimming point is with the gang at minimum capacitance, and in this position the pointer should line up with the "o" position on the logging scale.

Waveband	Pointer or Gang Setting	Signal Generator	Adjustment
M.W.	550 m.	545.5 kc/s.	S14, S8 *
M.W.	Minimum	1630 kc/s.	C16, C9 *
L.W.	1900 m.	157.8 kc/s.	S9 †
S.W.	50 m.	6 Mc/s.	S12, S6 *
S.W.	Minimum	20.1 Mc/s.	C15 *

* Repeat if necessary.

† Swing generator for maximum output, then adjust S9.