STRICTLY CONFIDENTIAL
For Philips
Service Dealers only
Copyright

Published by
THE CENTRAL SERVICE DIVISION
N.V. Philips' Gloeilampenfabrieken
Eindhoven

PHILIPS

SERVICE NOTES

B4X89A

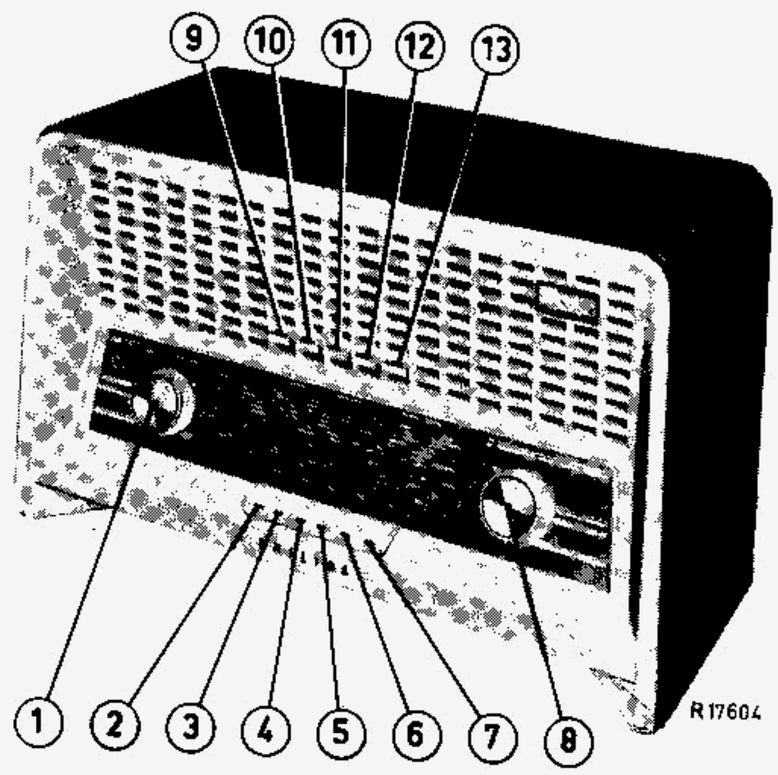

Loudspeaker - Haut parleur - Luidspreker.

AD 3460 X

I.F. - M.F. - M.F.

452 kc/s.

Mains voltages - Tensions de réseau - Netspanningen.

90 - 110 - 127 - 145 - 190 - 220 V.

Dimensions - Dimensions - Afmetingen.

460 x 272 x 212.

Controls - Organes de commande - Bedieningsorganen.

1. Volume control - Contrôle de volume - Volume regelaar.
2. Mains switch - Interrupteur de réseau - Netschakelaar.
3. P.U.-switch - Commutateur de p.u. - P.U. schakelaar.
4. L.W. - G.O. - L.G. 750 - 2000 m (150 - 400 kc/s)
5. M.W. - P.O. - M.G. 186 - 580 m (517 -1610 kc/s)
6. S.W.3- O.C.3- K.G.3 58,8 - 186 m (1,61- 5,1 Mc/s)
7. S.W.2- O.C.2- K.G.2 16,6 - 50,5 m (5,94-18,1 Mc/s)
8. Tuning - Sintonisation - Afstemming.

9) 10) 11) 12) 13) Tone control - Contrôle de tonalité - Toonregeling.

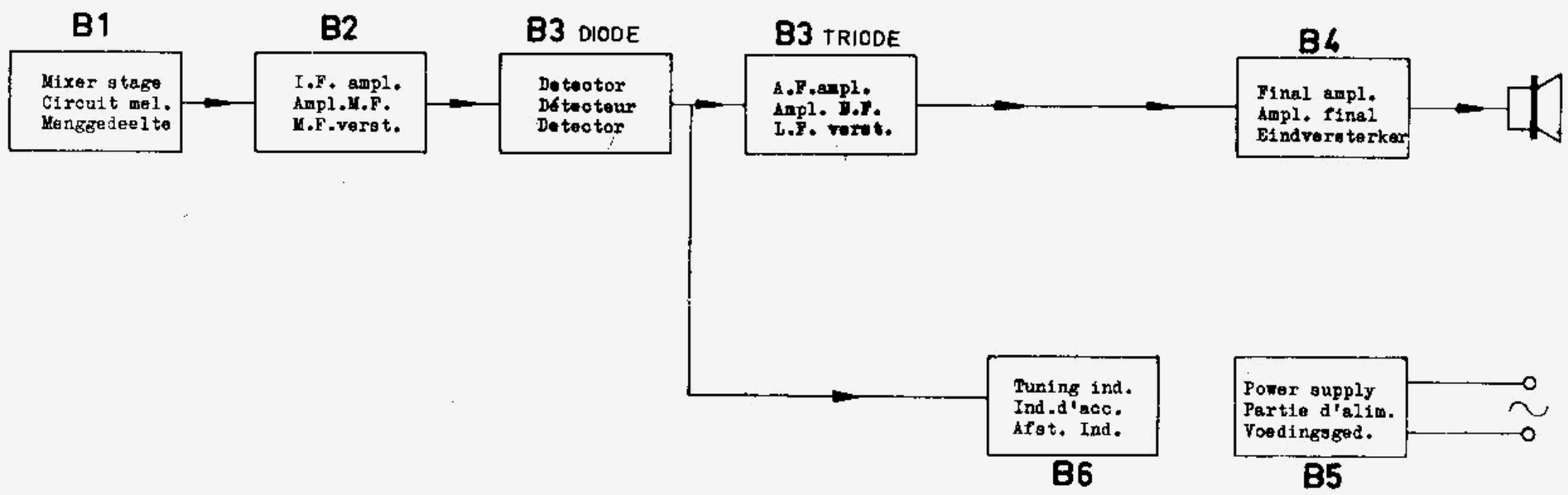

ALIGNMENT - REGLAGE - AFREGELEN.

	Push button / Touche poussoire / Druktoets	Trimming point / Point de réglage / Trimpunt	Signal / Signal / Signaal	Trim / Régler / Afregelen	Output / Tension de sortie / Uitgangsspanning.
I.F. - M.F. - M.F.	5	1	452 kc/s via 33.000 pF - g1B1	S22, S21 S19, S10	Max.
			452 kc/s	S30	Min.
R.F. and oscillator circuits Circuits H.F. et oscillateurs H.F. en oscillateur kringen	4	2 1	157 kc/s 385 kc/s	S13, S5 C19, C9	Max.
	5	2 1	550 kc/s 1500kc/s	S11, S4 C18, C6	Max
	6	2 1	1,72Mc/s 4,8 Mc/s	S18, S9 C22, C8	Max.
	7	2 1	6,1 Mc/s 17 Mc/s	S16, S7 C21, C7	Max.

LIST OF PARTS	LISTE DES PIECES	LIJST VAN ONDERDELEN	
Cabinet	Meuble	Kast	A3 779 81
Ornamental window	Fenêtre ornamentale	Sierraam	A3 686 49
Knob	Bouton	Knop	A3 772 74
Spring (for knob)	Ressort (pour bouton)	Veer (voor knop)	A3 522 08
Push button (2-7)	Touche poussoire (2-7)	Druktoets	P5 420 23/139
Push button (9-13)	Touche poussoire (9-13)	Druktoets	P5 420 26/139
Voltage adaptor	Caroussel de tension	Spanningsomschakelaar	A3 228 85
Slide strip	Bande coulissante	Schuifstrip	A3 665 43
Contact strip	Bande de contact	Contactstrip	A3 665 26
Contact blade	Lame de contact	Contactmes	A3 665 27
Contact spring (large)	Ressort de contact (grand)	Contactveer (breed)	A3 665 24
Contact spring (small)	Ressort de contact (petit)	Contactveer (smal)	A3 665 23
Dial (S)	Cadran (S)	Stationsschaal (Z)	A3 926 25
Dial (Overseas)	Cadran (Outre mer)	Stationsschaal (Overzee)	A3 926 37

To order parts which do not occur in this list consult the catalogue for service spare parts.

Pour la commande des pièces qui ne figurent pas dans cette liste veuillez consulter la catalogue pour pièces de réchange standard.

Voor het bestellen van onderdelen welke niet in de onderdelenlijst vermeld zijn, raadplege men de catalogus voor Service standaard onderdelen

S1, S2, S3, Z1	9 191/65mA	S12, S13	9 23/780-2000M	S23, S24, S25, S26	9 18/09
S4, S5	9 22/03	S14, S15, S16	9 23/47-52M	S30	A3 128 75
S6, S7	9 21/16-50M	S17, S18	9 23/60-187M	C3, C4	49 001 94
S8, S9	9 21/60-187M	S19, S20, C23, C24	9 25/452	R1	E 001 AK/A820E
S10, C11	9 230/185-590M	S21, S22, C25, C26	9 25/452-2	R10	E 001 AD/A2K2
				R14, R15	9 16/GL40CK+1M6
				R23	E 001 AG/A180E
				R24	E 001 AD/A2K2

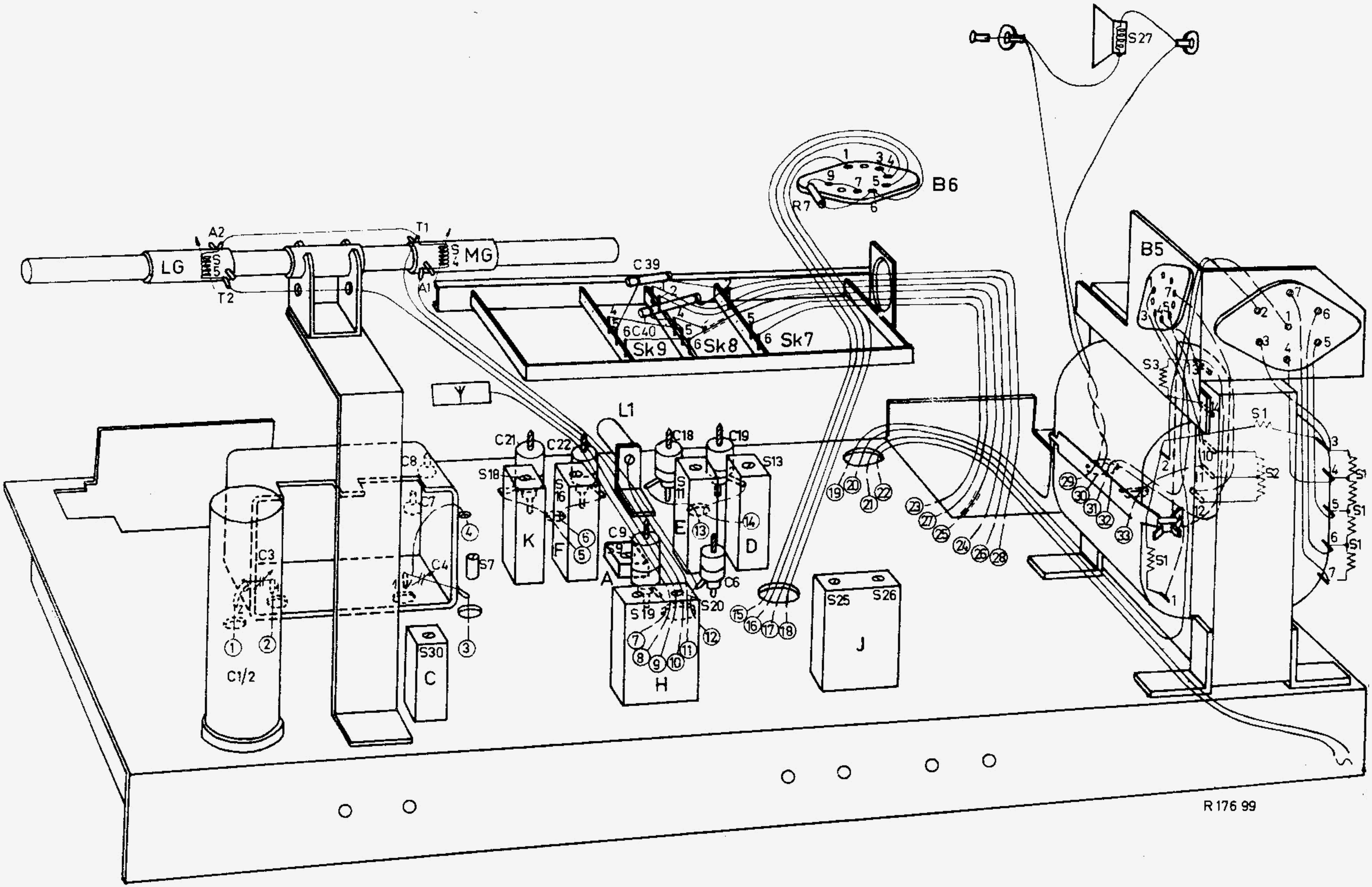
S27
B6
R7
B5
LG
A2
T1
T2
A1
MG
C39
C40
Sk9
Sk8
Sk7
Y
L1
C21
C22
C18
C19
S13
S18
S16
S11
K
F
E
D
C8
C7
C9
A
C6
S20
S19
H
S25
S26
J
C3
C4
S7
S30
C
C1/2
S3
S1
S2
R 176 99

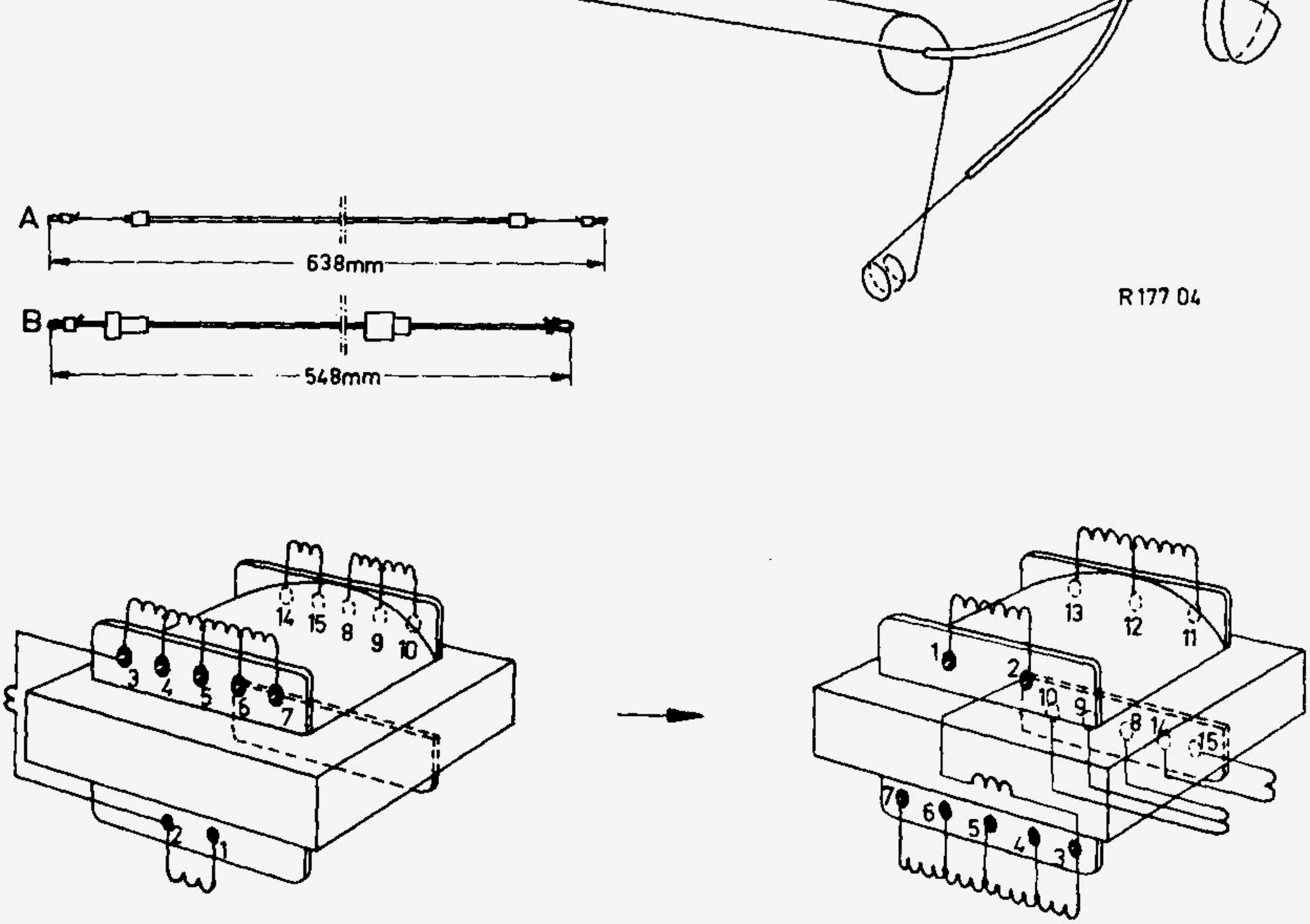

919. 1/65

R 177 03

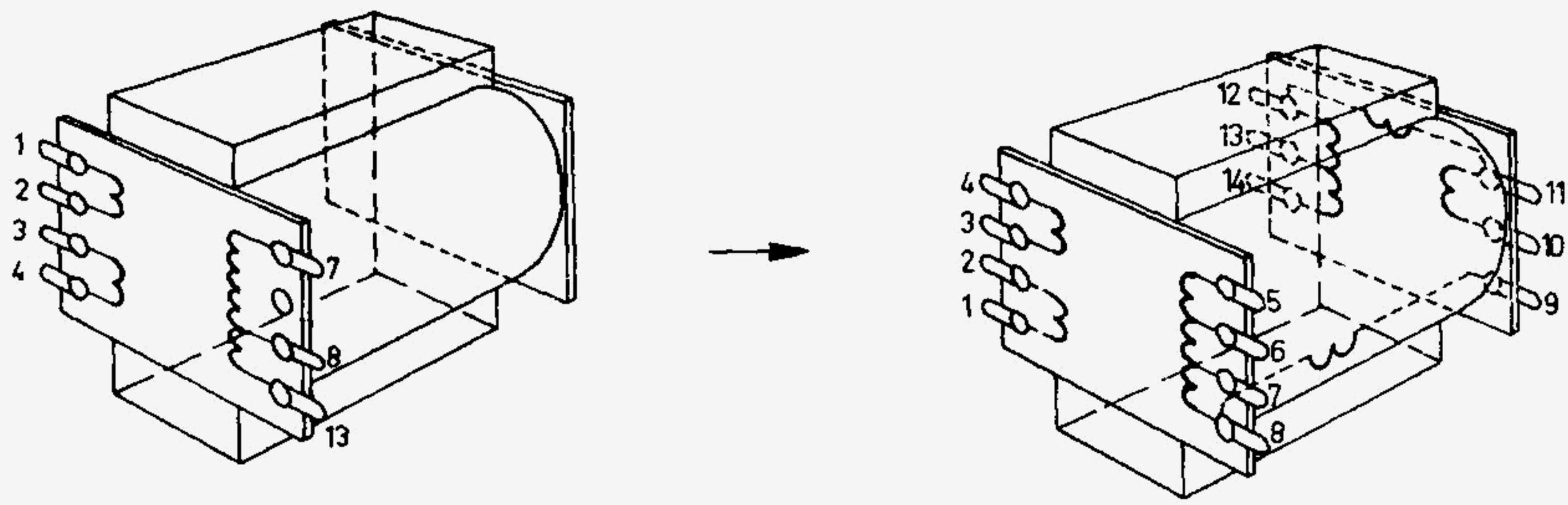

918/09

R 177 02

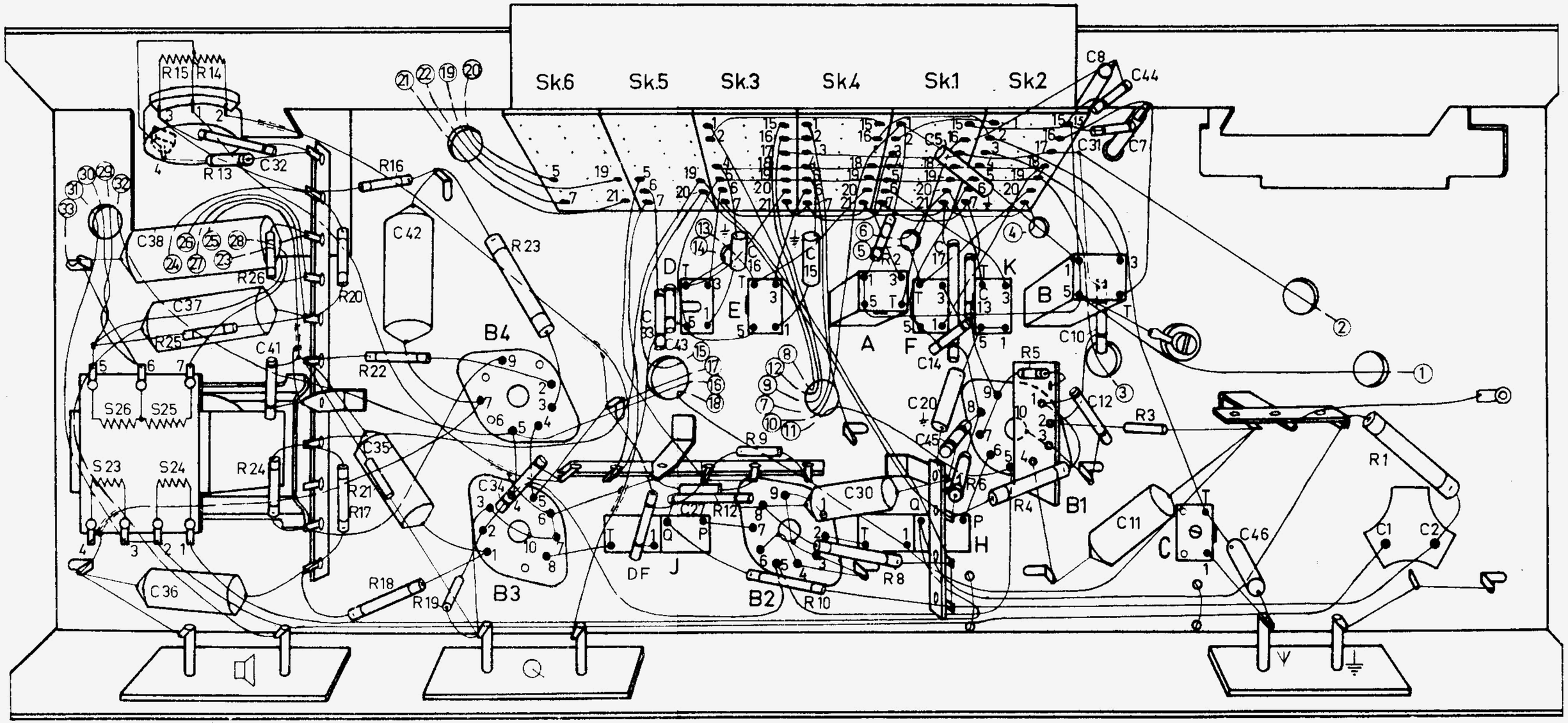

R 176 98

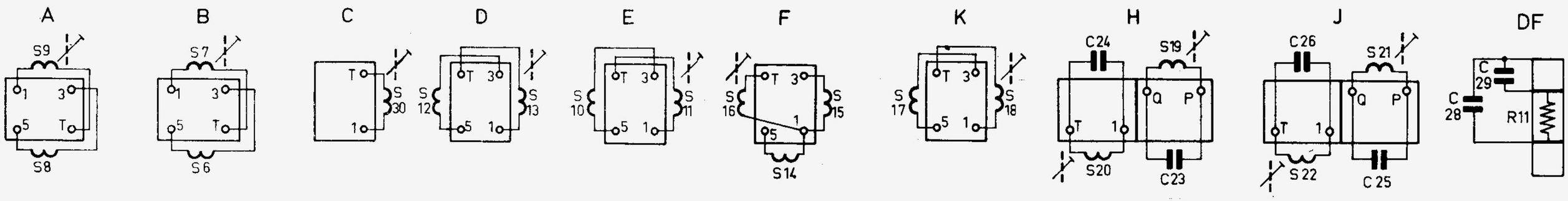

R 177 01
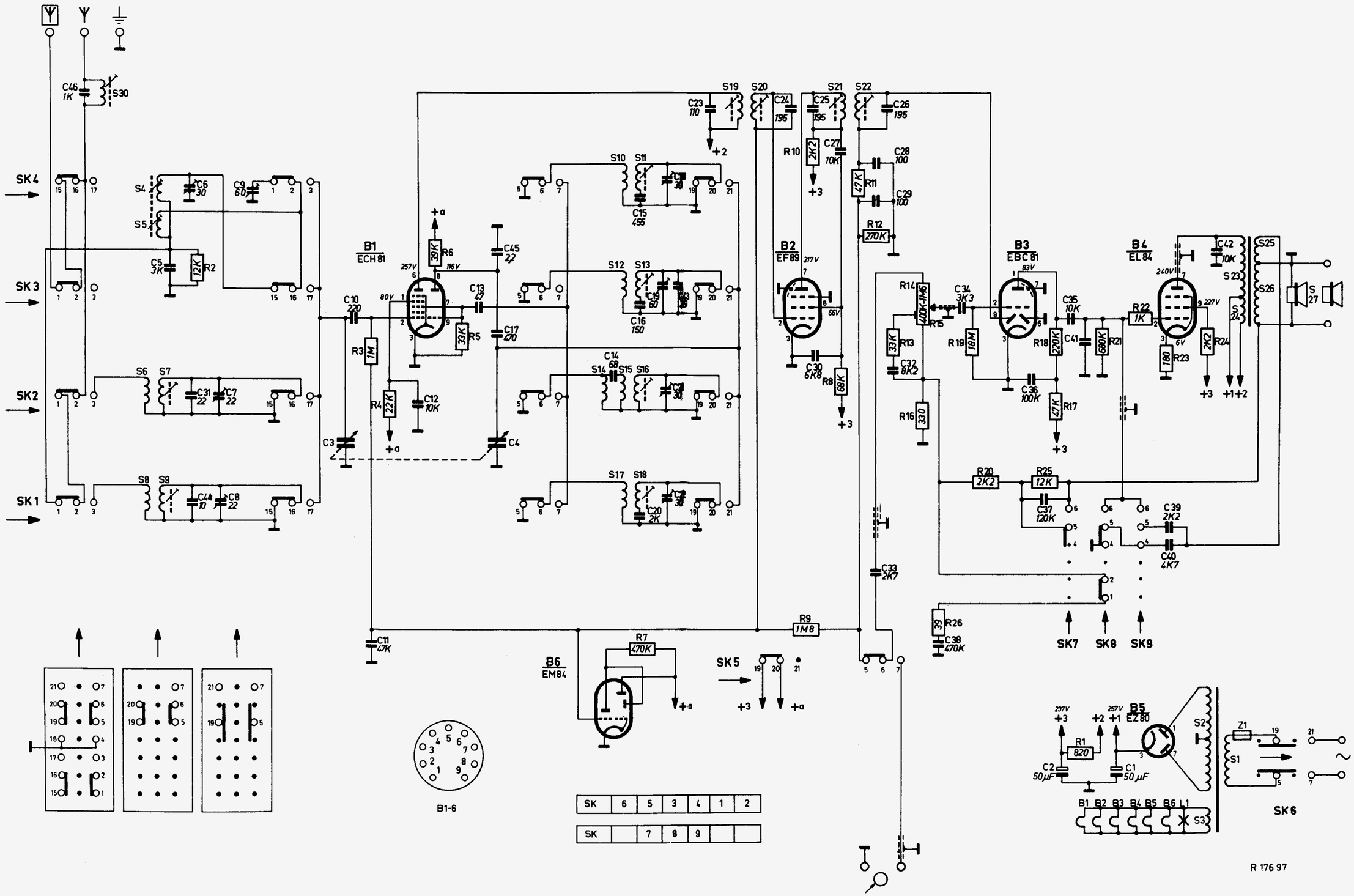
S	30. 6. 4. 5. 7. 8. 9. 14. 10. 12. 15. 17. 11. 13. 16. 18. 19. 20. 21. 22. 2. 3. 1. 23. 24. 25. 26. 27.
C	46. 5. 6. 31. 44. 7. 8. 9. 3. 10. 11. 12. 13. 45. 17. 4. 14. 15. 16. 20. 19. 18. 21. 22. 43. 23. 24. 25. 30. 27. 33. 26. 28. 29. 32. 38. 34. 36. 37. 2. 35. 41. 1. 39. 40. 42.
R	2. 3. 4. 6. 5. 7. 10. 9. 8. 11. 12. 13. 14. 15. 16. 26. 19. 20. 25. 18. 17. 1. 21. 22. 23. 24.