
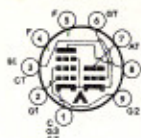
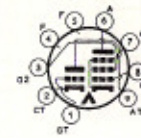
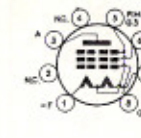
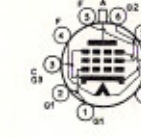
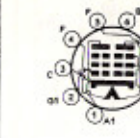
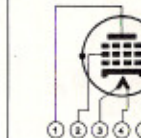
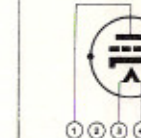
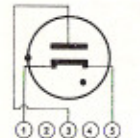


## Schémas de brochage - Broches ou fils de la base, face à l'observateur

 121	 122	 123	 124	 125	 126	 127	 128
 129	130	131	132	133	134	135	136
137	138	139	140	141	142	143	144
145	146	147	148	149	150	151	152
153	154	155	156	157	158	159	160

### LEGENDE DE BROCHAGES

PMF Point milieu filament	CI Connexion interne (à ne pas utiliser)
PF Prise filament	NC Broche non connectée
BI Blindage interne	● Atmosphère gazeuse
EF Ecran fluorescent	CC Chenille du culot