

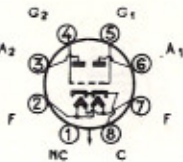
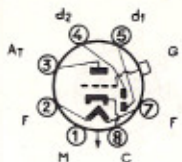
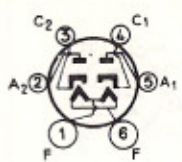
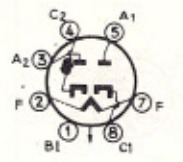
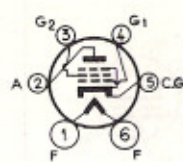
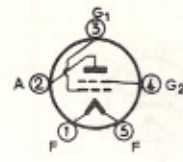

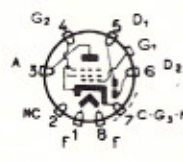
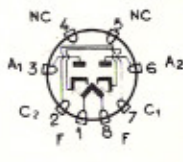
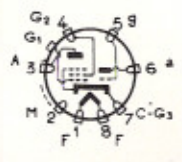
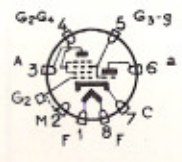
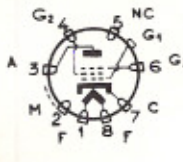
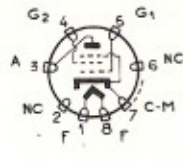
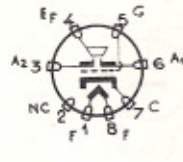
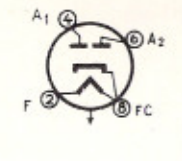
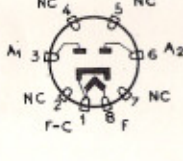








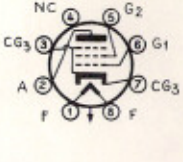


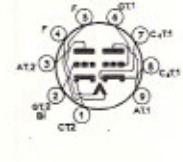
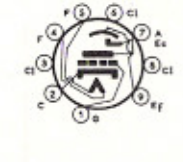



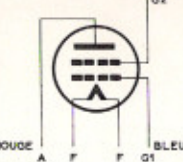
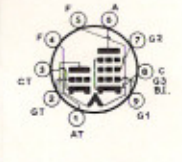
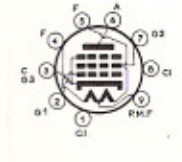
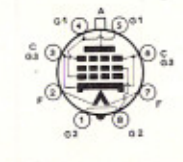
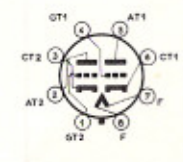



Schémas de brochage - Broches ou fils de la base, face à l'observateur

| | | | | | | | |
|--|--|--|--|--|--|--|--|
|  81 |  82 |  83 |  84 |  85 |  86 |  87 |  88 |
|  89 |  90 |  91 |  92 |  93 |  94 |  95 |  96 |
|  97 |  98 |  99 |  100 |  101 |  102 |  103 |  104 |
|  105 |  106 |  107 |  108 |  109 |  110 |  111 |  112 |
|  113 |  114 |  115 |  116 |  117 |  118 |  119 |  120 |

LEGENDE DE BROCHAGES

PMF Point milieu filament
PF Prise filament
BI Blindage interne
E1 Ecran fluorescent

CI Connexion interne (à ne pas utiliser)
NC Broche non connectée
● Atmosphère gazeuse
CC Chemise du colot

TUBES ÉLECTRONIQUES

Belvu