
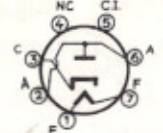

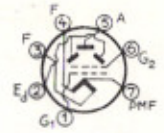







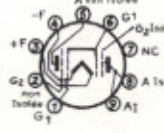


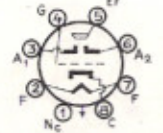


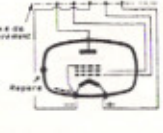
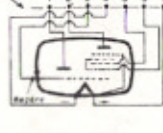
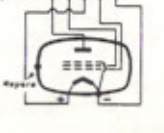
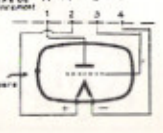
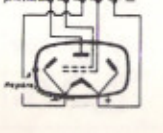





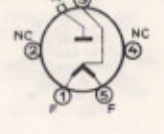

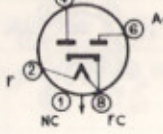




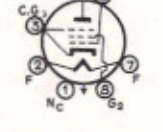




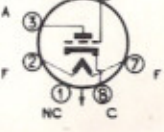


## Schémas de brochage - Broches ou fils de la base, face à l'observateur

 41	 42	 43	 44	 45	 46	 47	 48
 49	 50	 51	 52	 53	 54	 55	 56
 57	 58	 59	 60	 61	 62	 63	 64
 65	 66	 67	 68	 69	 70	 71	 72
 73	 74	 75	 76	 77	 78	 79	 80

### LEGENDE DE BROCHAGES

PMF Point milieu filament  
 PF Prise filament  
 B1 Blindage interne  
 Ef Ecran fluorescent

C1 Connexion interne (à ne pas utiliser)  
 NC Broche non connectée  
 ● Atmosphère gazeuse  
 CC Chemise du culot