radio SBR

SERVICE DOCUMENTATION DOKUMENTATIE

ELECTRO-DENIS sprl
Radio-TV-HiFi-Electro Ménager
Faubourg de France 2
6830 Bouillon
061 - 466 352

RCR 900



SPECIFICATIONS TECHNIQUES :

RADIO CASSETTE STEREO 4 BANDES

Gammes de fréquences : OM : 520 à 1605 KHz
OL : 150 à 350 KHz
OC : 5,96 à 18 MHz
FM : 88 à 108 MHz

Sensibilité maximum : OM : 20 dB
OL : 50 dB
OC : 30 dB
FM : 20 dB

Courbe de réponse : 80 Hz à 10.000 Hz (CrO_2)

Cassette : normale commutation pour CrO_2

Vitesse de défilement : 4,75 cm/sec.

Système d'enregistrement : prémagnétisation CA

Système d'effacement : CA

Pleurage et scintillement : 0,2% (WRMS)

Rapport signal/bruit : 40 dB

Diaphonie : 55 dB

Haut-parleur : 2 full range 8 ohms - 2 tweeter 8 ohms

Puissance : 1800 mW x 2

Alimentation : 117-220V AC / batterie : 6 piles UM1 / prise pour con.voiture

Transistors : 2SC829C-2SC1047C-2SC829B-2SC828Q-2SC1571G-2SC828S-2SC945P-2SC945Q-2SC1568R

Dimensions : 392x220x110 mm.

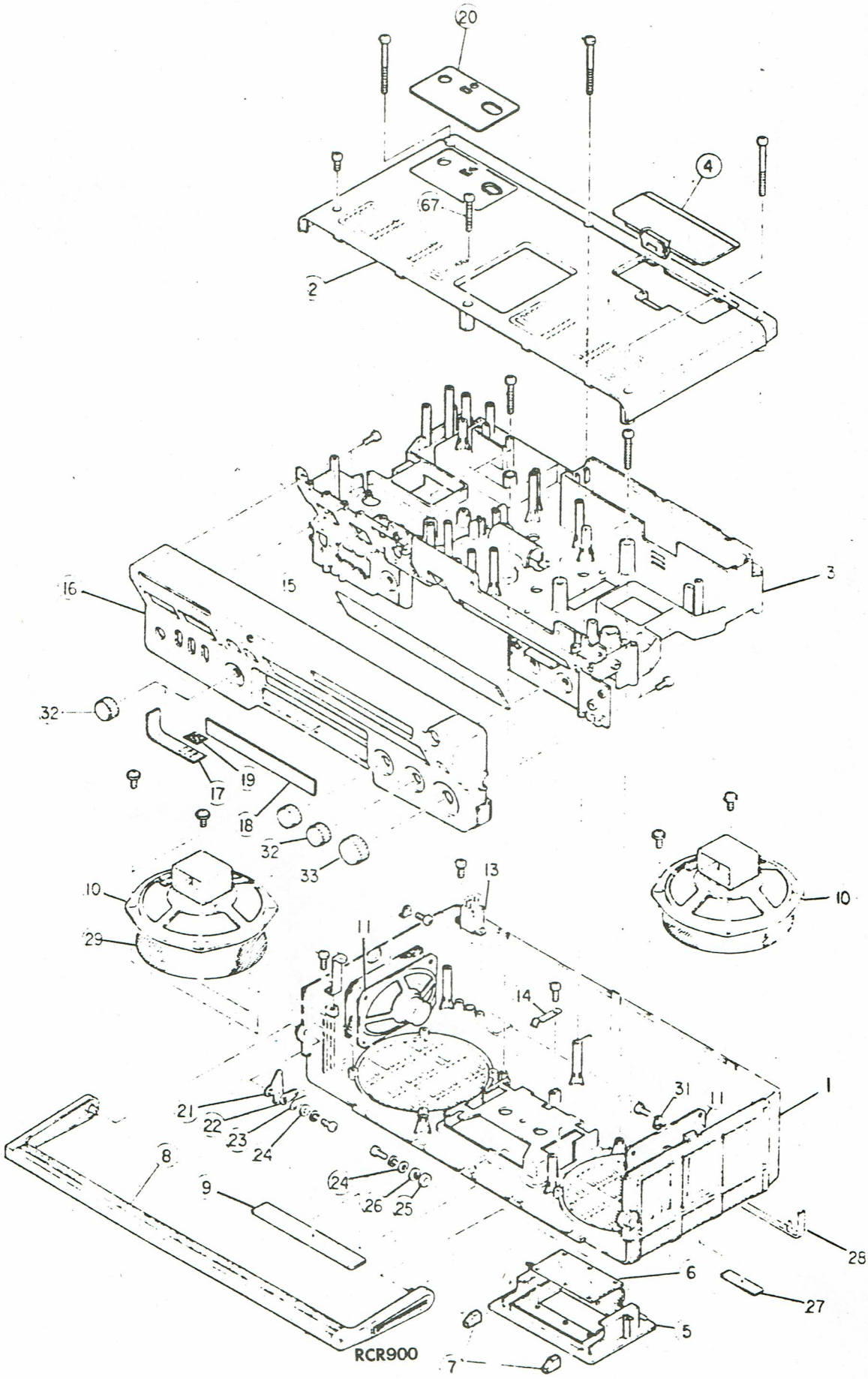
20
4
67
2
3
15
16
32
17
19
18
32
33
10
29
13
11
10
14
31
11
1
21
22
23
24
8
9
24
26
25
28
6
27
5
7
RCR900

FIG.1

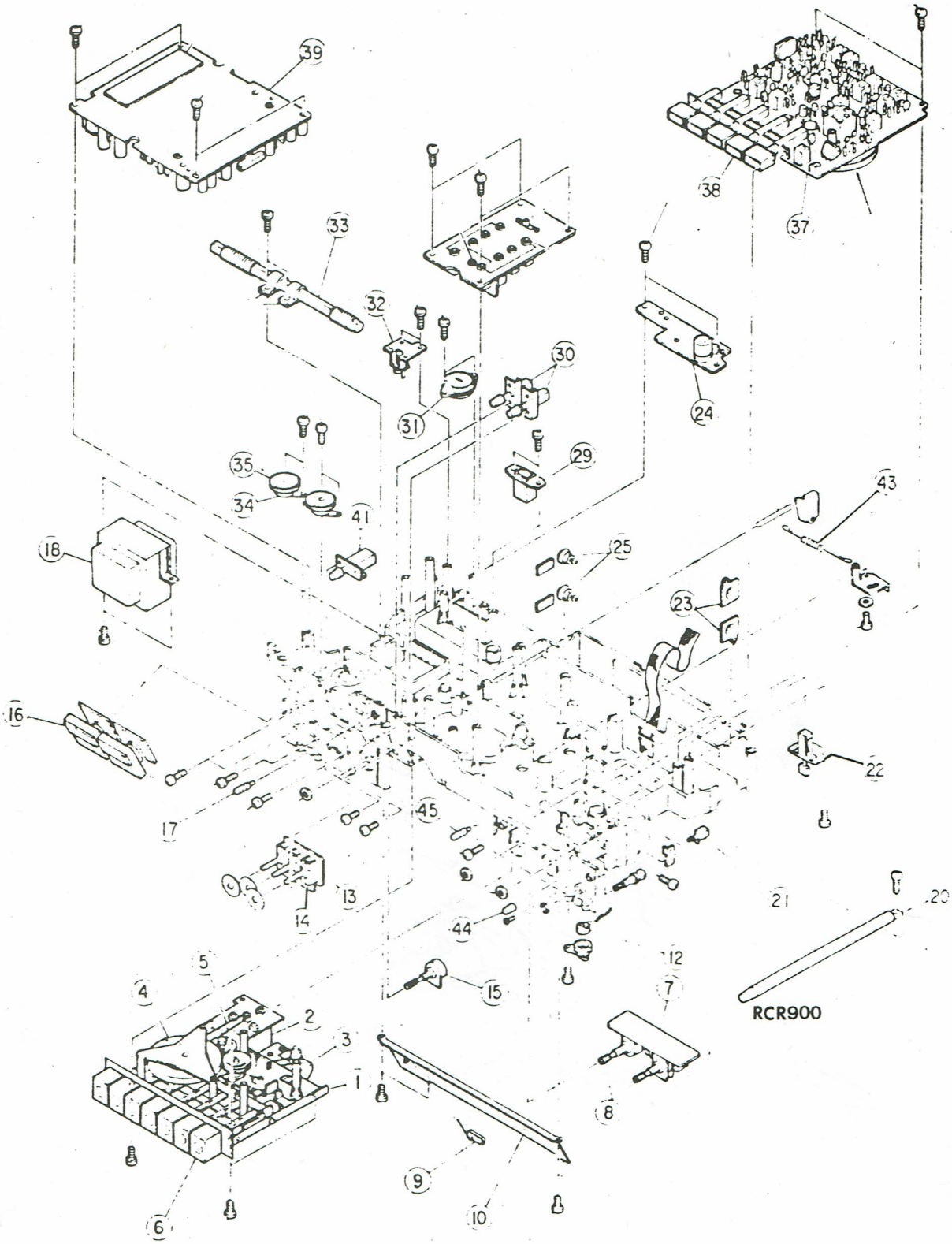
39
38
37
33
32
30
31
24
35
34
29
41
43
18
25
23
16
22
17
45
13
14
21
20
44
12
5
15
7
4
2
3
1
RCR900
8
9
10
6

FIG. 2

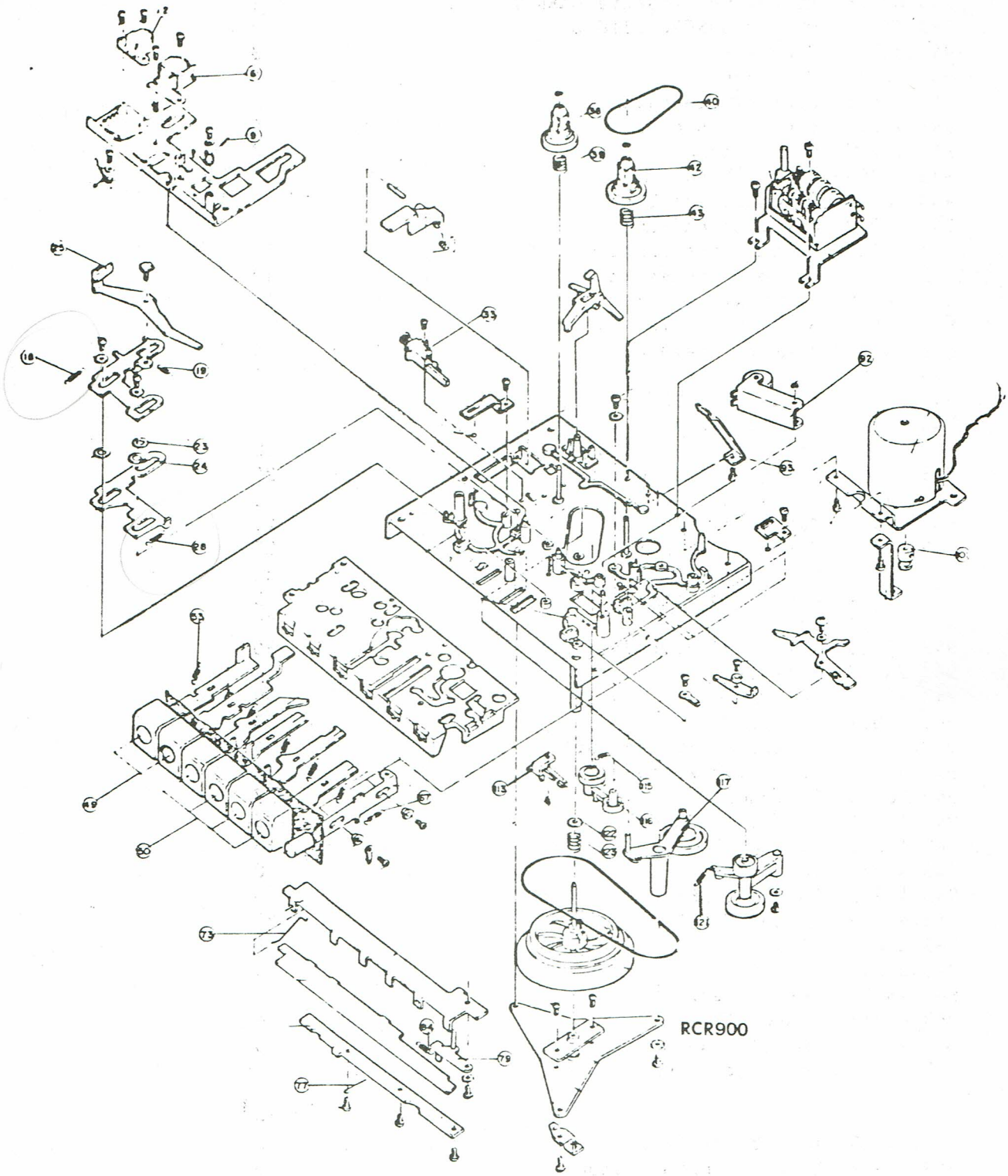

FIG. 3

NUMEROS DE CODE DES PIECES MECANIQUES		FIG. 2	
943.69116	Mécanisme cassette MARK II	1	
943.36104	MOteur SANKYO 7118-B	2	
943.34705	Compteur	3	
943.52811	Cabestan	4	
943.35805	Courroie cabestan	5	
943.41213	Bouton cassette	6	
943.20807	C.I. volume	7	
943.10104	Potentio volume	8	VR3
943.10105	Potentio tonalité	8	VR4
943.45003	Aiguille cadran	9	
943.33303	Cadran syntonisation	10	
943.24204	Micro condensateur	12	
943.20808	C.I. switch	13	
943.27514/28	Switch sélecteur	14	
943.10109	Potentio balance	15	VR6
943.34706	VU-mètre 7K21	16	
943.34707	VU-mètre 7K20	16	
943.13401	Ampoule record	17	
943.14603	TRansfo d'alimentation	18	
943.30303	Antenne télescopique	20	
943.27516	Switch AFC	21	
943.27517	Switch memory	22	
943.29013	Contact piles +	23	
943.20809	CI alimentation	24	
943.29014	Contact piles -	25	
943.27207	Embase AC	29	
943.27515	Switch piles-cadran	30	
943.26302	Sélecteur AC	31	
943.27208	Embase DC	32	
943.15802	Ferrite	33	
943.10106	Potentio MIC contrôle	34	
943.41310	Bouton potentio	35	
943.20812	CI tuner	37	
943.41214	Touche loudness	38	
943.41215	Touche LW	38	
943.41216	Touche MW	38	
943.41217	Touche SW/KW	38	
943.41218	Touche FM/UKW	38	
943.20811	CI ampli	39	
943.27518	Switch ON/OFF	41	
943.49236	Ressort switch	43	
943.41311	Bouton AFC	44	
943.13402	Ampoule cadran	45	
943.27519	Commutateur OSC	50	
		FIG. 3	
943.24905	Tête d'effacement	2	
943.24906	Tête de reproduction	6	
943.49237	Ressort de pression	9	
943.49238	Ressort support	18	
943.49239	Ressort levier	19	
943.52019	Rondelle nylon	23	
943.52020	Rondelle nylon	24	
943.52021	Guide bande nylon	25	
943.49240	Ressort retour glissière	28	
943.27520	Micro switch	33	
943.52812	Plateau support cassette	38	
943.49241	Ressort pour plateau	39/43	
943.35806	Courroie compteur	40	
943.52813	Plateau support cassette pour courroie	42	
943.46032	Enjoliveur touche rouge	49	

(suite BA-RCR900-5)

C.I. alimentation

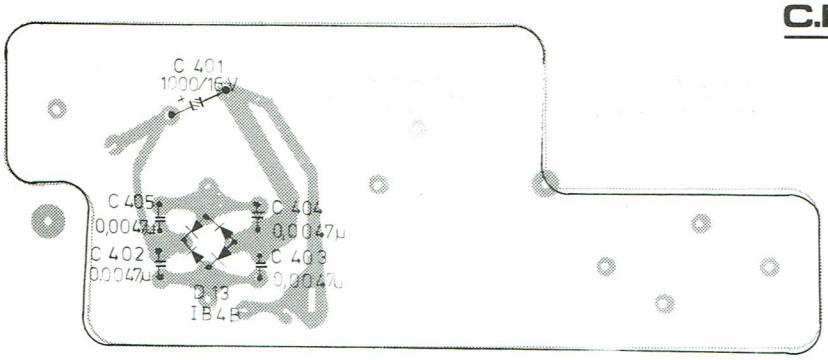

C.I. volume

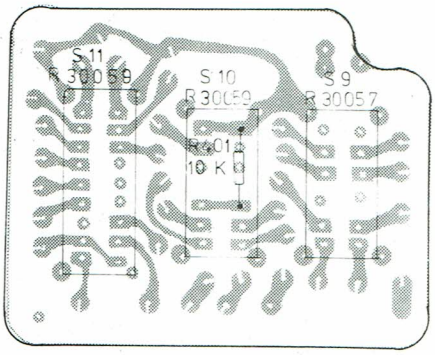

C.I. switch

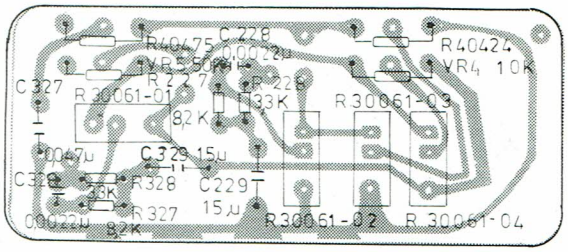

TUNER

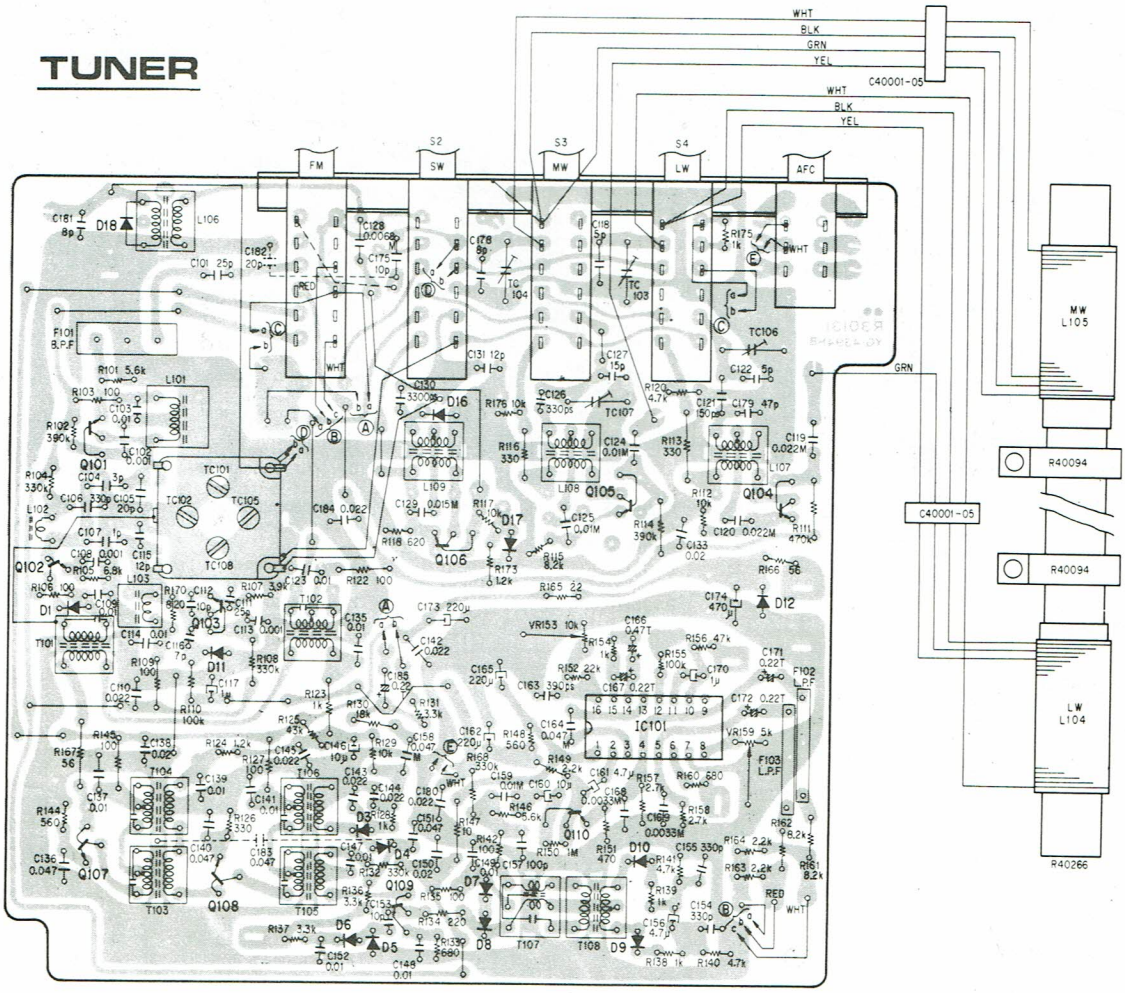

AMPLI / CASSETTE

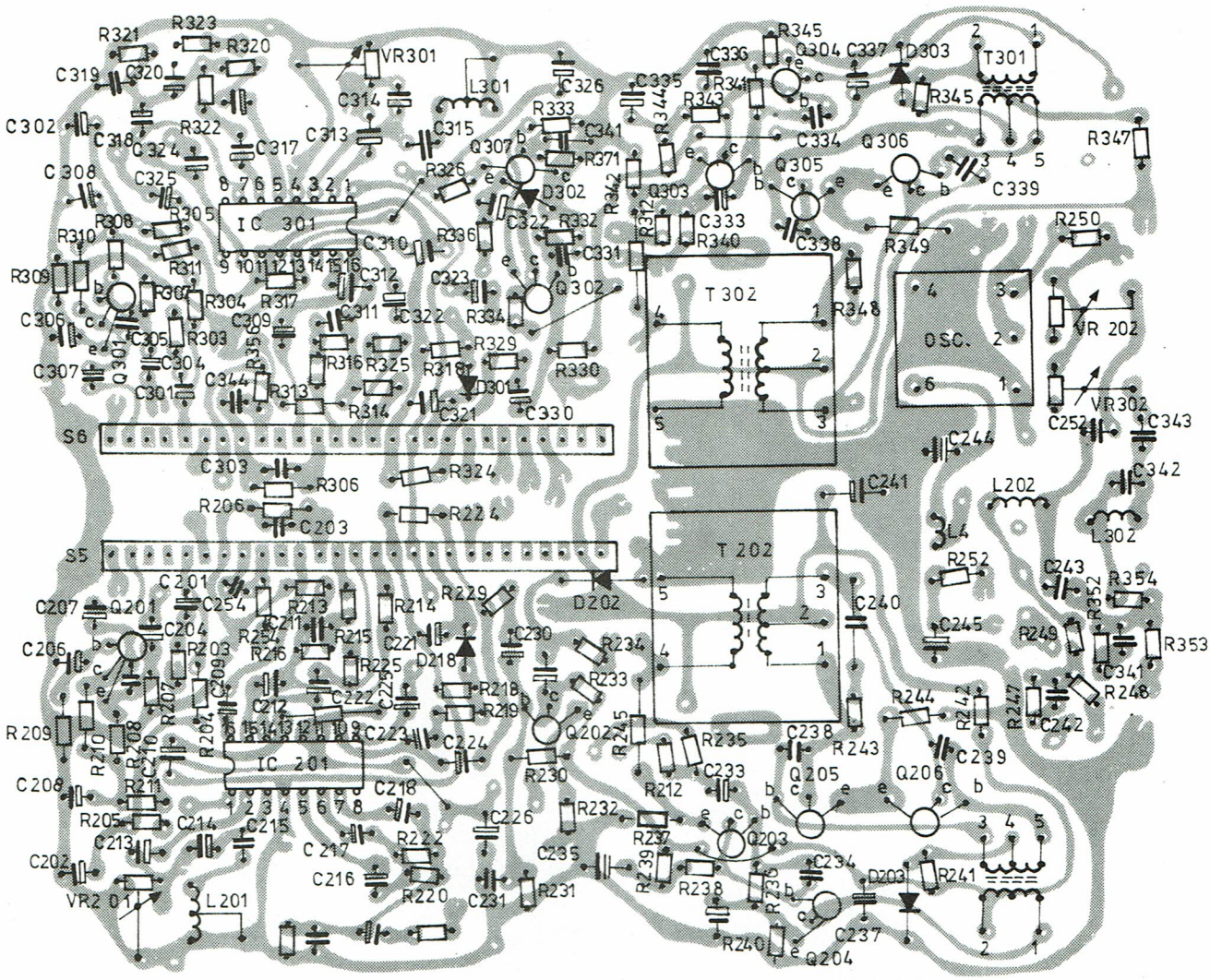

RCR 900

NUMEROS DE CODE DU BOITIER.

		FIG. 1
943.42003	Boîtier	1
943.42204	Dos boîtier	2
943.69114	Châssis (support élément)	3
943.44306	Couvercle piles	4
943.44307	Couvercle support cassette	5
943.42407	Vitre pour support cassette	6
943.52012	Coussin pour support cassette	7
943.49803	Poignée	8
943.46014	Enjoliveur	9
943.24005	Haut-parleur	10
943.24006	Haut-parleur	11
943.27206	Jacq casque	13
943.49233	Ressort support cassette	14
943.42408	Vitre de cadran	15
943.69115	Dessus boîtier	16
943.46015	Enjoliveur micro	17
943.46016	Enjoliveur fonction cassette	18
943.52013	Tissu pour micro	19
943.46017	Enjoliveur dos 3 way opération	20
943.52014	Support poignée	21
943.52015	Guide support poignée	22
943.49234	Ressort support poignée	23
943.52016	Rondelle poignée	24
943.52017	Feutre poignée	25
943.52018	Rondelle nylon	26
943.46018	Enjoliveur RCR900	27
943.46019	Enjoliveur inférieur boîtier	28
943.41308	Bouton VOL - TON - BAL	32
943.41309	Bouton syntonisation	33
943.49804	Support poignée gauche	34
943.49805	Support poignée droite	35
943.52810	Poulie CV	

SUITE NUMEROS DE CODE DES PIECES MECANIQUES

		FIG. 3
943.46020	Enjoliveur touche alu	50
943.49242	Ressort levier touche	53
943.49243	Ressort levier retour pause	67
943.49244	Ressort glissière	73
943.49245	Ressort retour glissière	77
943.40310	Levier de déclenchement	79
943.49246	Ressort levier de déclenchement	84
943.52814	Gallet de pression	92
943.40311	Ressort de retient	93
943.52815	Poulie moteur	101
943.27521	Switch	113
943.49247	Ressort levier de pression	115
943.52816	Poulie assemblée	116
943.52817	Poulie assemblée	117
943.52818	Poulie retour assemblée	118
943.49248	Ressort poulie retour	121
943.52022	Rondelle nylon	122
943.49249	Ressort cabestan	123

NUMEROS DE CODE DES PIECES ELECTRIQUES

943.24005	Haut-parleur (full range) 8 ohms 2W	SP2/SP4
943.24006	Haut-parleur (tweeter) 8 ohms 2W	SP1/SP3
943.15802	Antenne ferrite AM	L104/105
943.30303	Antenne télescopique	
943.10104	Potentio volume 50K4 x 2	VR5
943.10105	Potentio tonalité 10KB x 2	VR4
943.10109	Potentio balance 50KB	VR6
943.10106	Potentio MIC level 10KB	VR7/8
943.10007	Potentio ajustable 5K	VR159
943.10006	Potentio ajustable 10K	VR153
943.10007	Potentio ajustable 5K	VR201/301
943.10005	Potentio ajustable 50K	VR202/302
943.27602	Commutateur radio/loudness	S1-2-3-4-12
943.27522	Rec/play switch	S5-6
943.27514	Commutateur stéréo/mono-tape	S9-S10
943.27528	Commutateur radio-tape	S11
943.27515	Switch batterie cadran	S14/15
943.27521	Switch cassette	S16/113
943.27518	Switch ON/OFF	S18
943.27517	Switch memory	S19
943.27516	AFC switch	S24
943.27519	Switch OSC	S23
943.12503	Condensateur variable	VC
943.12504	Condensateur ajustable 16 pF	TC103/106
943.12505	Condensateur ajustable 8 pF	TC104/107
943.14603	Transfo d'alimentation	TR1
943.15307	FM RF bobine	L101
943.15308	FM TRAP bobine	L102
943.15309	FM OSC bobine	L103
943.15310	OC antenne bobine	L106
943.15311	OL OSC bobine	L107
943.15312	OM OSC bobine	L108
943.15313	OC OSC bobine	L109
943.15417	Transfo MF-FM/A	T101
943.15418	Transfo MF-AM/A	T102
943.15419	Transfo -FM/B	T103/T105

943.15420	Transfo MF - AM/B	T104
943.15421	Transfo FM/C	T106
943.15422	Transfo discriminateur (P) FM	T107
943.15423	Transfo discriminateur (S) FM	T108
943.15603	Filtre BPF	F101
943.15606	Filtre	F102/103
943.27523	Connecteur	CI volume
943.27524	"	"
943.27525	"	"
943.27526	"	"
943.14201	Out-put transfo	T202-302
943.14202	Input transfo	T201-301
943.15607	OSC	OSC
943.15604	Bobine TRAP	L201-301-202-302
943.15605	Inducteur	L4
943.20812	CI TUNER ensemble	
943.20811	CI ampli	
943.20807	CI volume	
943.20808	CI switch	
943.20809	CI alimentation	

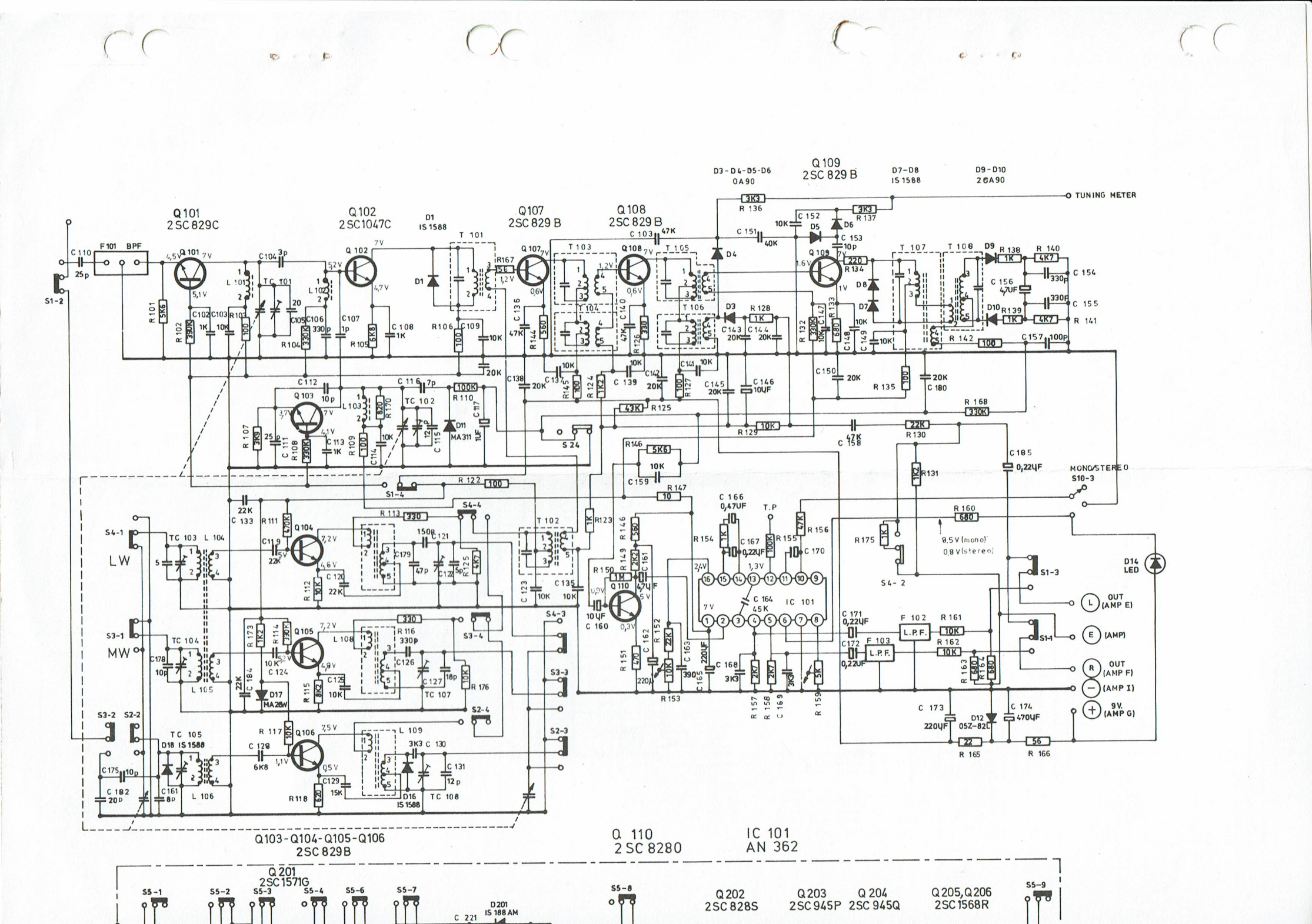
Q101
2SC829C
Q102
2SC1047C
Q107
2SC829B
Q108
2SC829B
Q109
2SC829B
D3-D4-D5-D6
0A90
D7-D8
IS1588
D9-D10
20A90
TUNING METER
F101 BPF
S1-2
LW
MW
S4-1
S3-1
S3-2
S2-2
S1-4
S24
S4-4
S3-4
S2-4
S4-3
S3-3
S2-3
S1-3
S4-2
S10-3
MONO/STEREO
D14
LED
OUT (AMP E)
(AMP)
OUT (AMP F)
(AMP I)
9V. (AMP G)
IC 101
AN 362
F102 L.P.F.
F103 L.P.F.
8,5V (mono)
0,8V (stereo)
Q103-Q104-Q105-Q106
2SC829B
Q 110
2SC8280
Q201
2SC1571G
Q202
2SC828S
Q203
2SC945P
Q204
2SC945Q
Q205,Q206
2SC1568R
S5-1
S5-2
S5-3
S5-4
S5-6
S5-7
S5-8
S5-9
D201
IS188AM

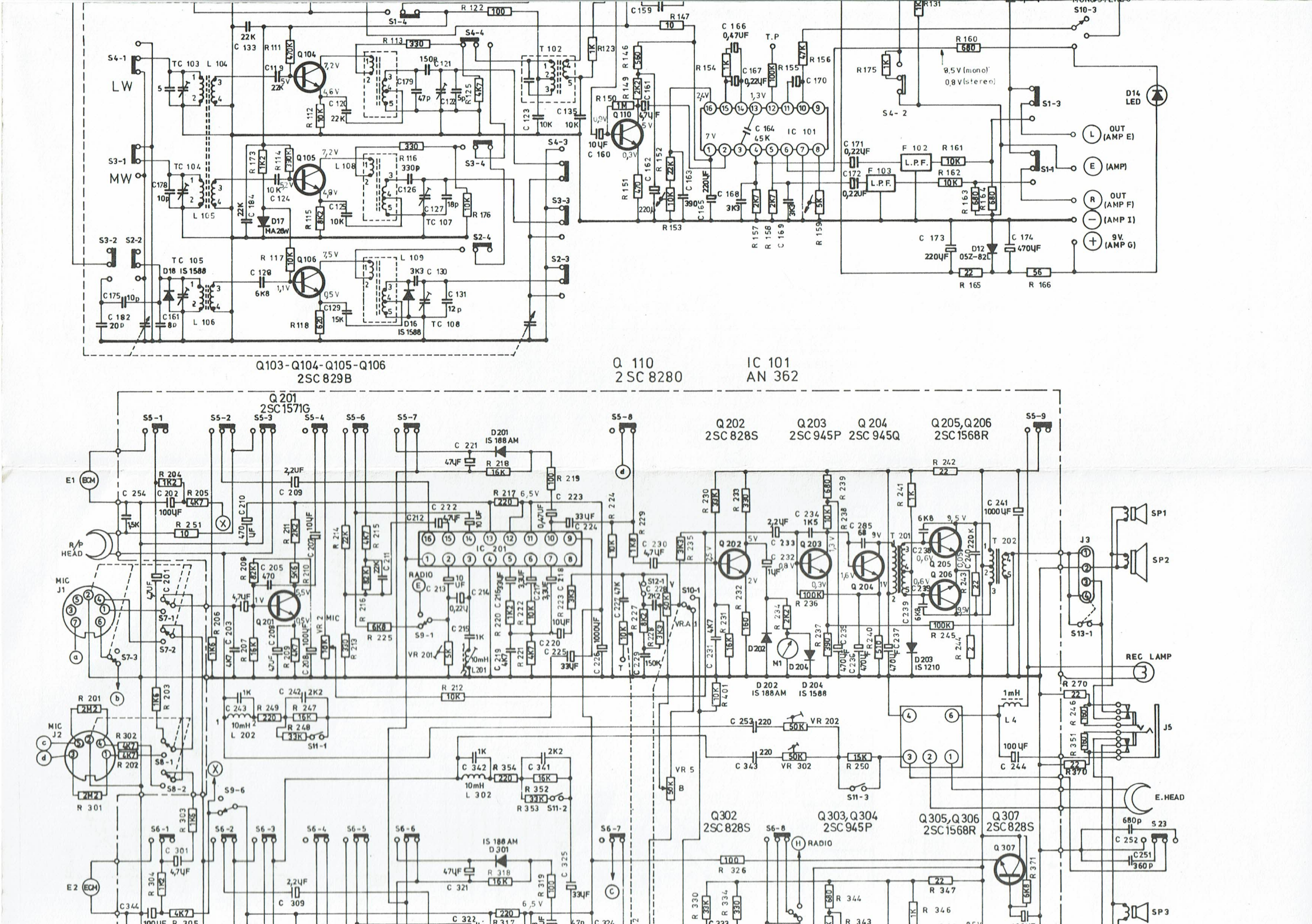
LW
MW
Q103-Q104-Q105-Q106
2SC829B
Q 110
2SC 8280
IC 101
AN 362
Q 201
2SC1571G
Q 202
2SC 828S
Q 203
2SC 945P
Q 204
2SC 945Q
Q 205,Q 206
2SC 1568R
Q 302
2SC 828S
Q 303,Q 304
2SC 945P
Q 305,Q 306
2SC 1568R
Q 307
2SC 828S
OUT (AMP E)
(AMP)
OUT (AMP F)
(AMP I)
9V. (AMP G)
D14 LED
SP1
SP2
SP3
REC LAMP
E.HEAD
R/P HEAD
MIC J1
MIC J2
RADIO

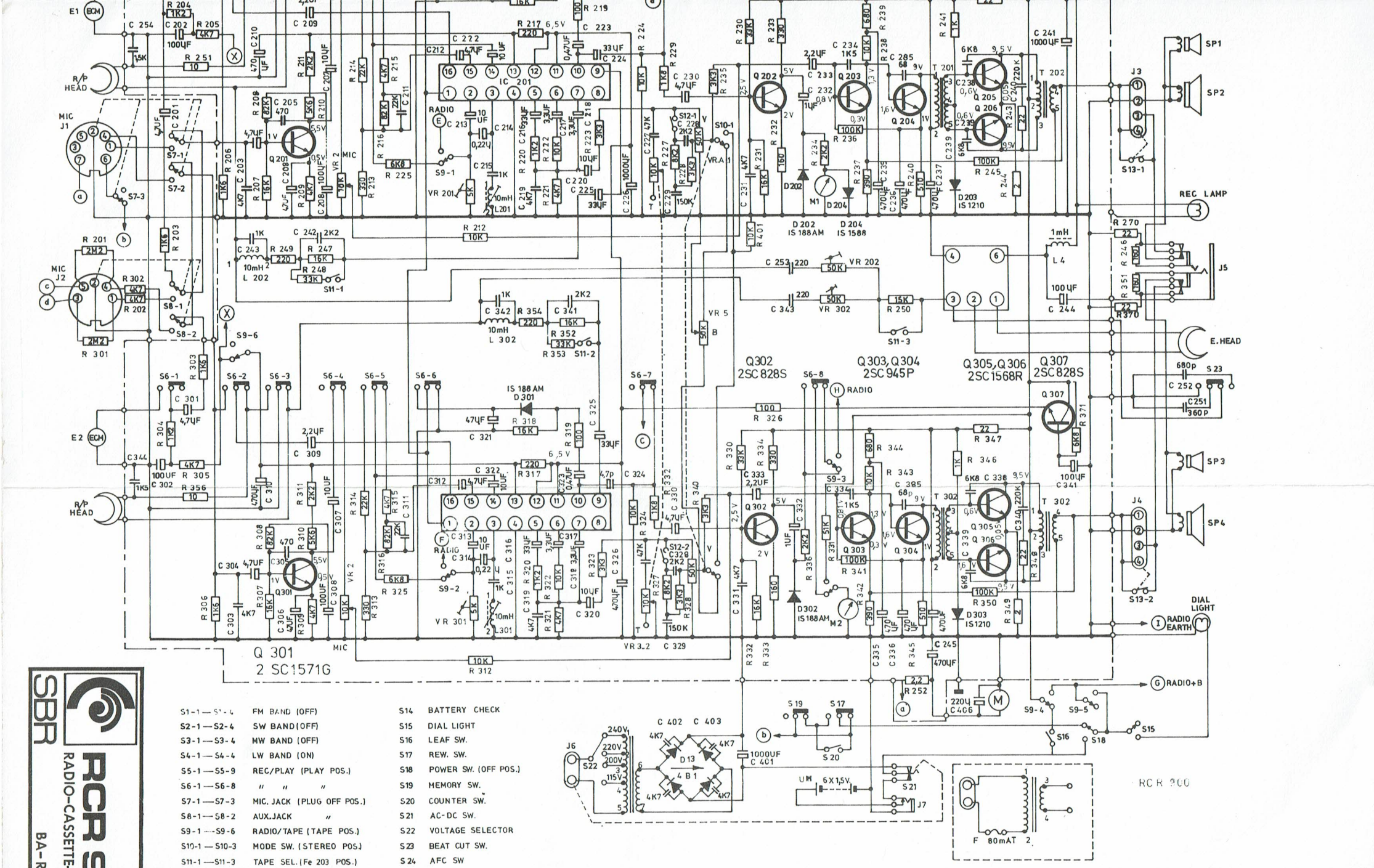

S1-1 — S1-4	FM BAND (OFF)	S14	BATTERY CHECK
S2-1 — S2-4	SW BAND (OFF)	S15	DIAL LIGHT
S3-1 — S3-4	MW BAND (OFF)	S16	LEAF SW.
S4-1 — S4-4	LW BAND (ON)	S17	REW. SW.
S5-1 — S5-9	REC/PLAY (PLAY POS.)	S18	POWER SW. (OFF POS.)
S6-1 — S6-8	" " "	S19	MEMORY SW.
S7-1 — S7-3	MIC. JACK (PLUG OFF POS.)	S20	COUNTER SW.
S8-1 — S8-2	AUX. JACK "	S21	AC-DC SW.
S9-1 — S9-6	RADIO/TAPE (TAPE POS.)	S22	VOLTAGE SELECTOR
S10-1 — S10-3	MODE SW. (STEREO POS.)	S23	BEAT CUT SW.
S11-1 — S11-3	TAPE SEL. (Fe 203 POS.)	S24	AFC SW
S12-1 — S12-2	LOUDNESS SW. (OFF POS.)		
S13-1 — S13-2	SPEAKER JACK		

SBR

RCR 900

RADIO-CASSETTE-RECORDER

BA-RCR900-6

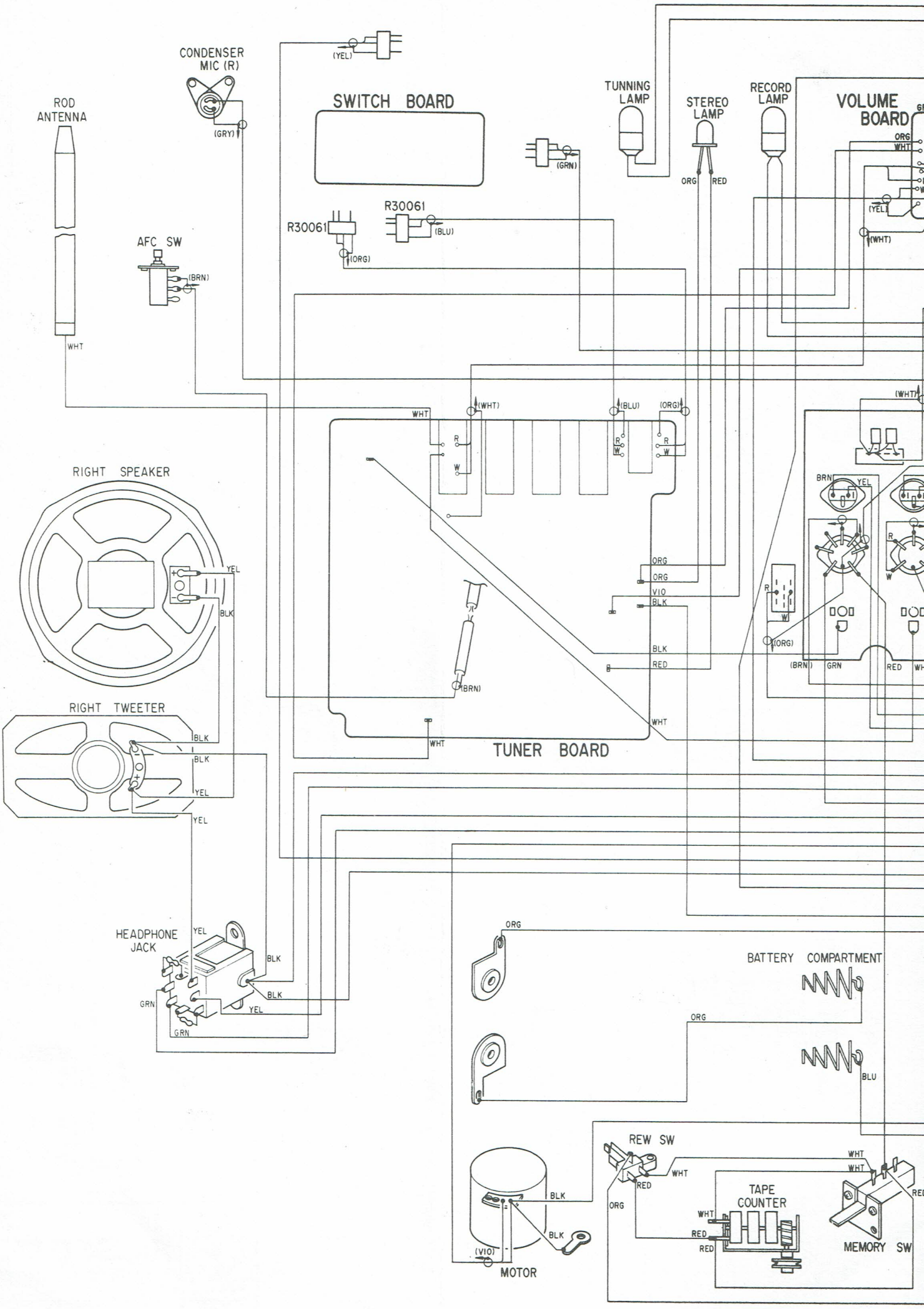
ROD ANTENNA
WHT
CONDENSER MIC (R)
(GRY)
AFC SW
(BRN)
(YEL)
SWITCH BOARD
(GRN)
R30061
(ORG)
R30061
(BLU)
TUNNING LAMP
STEREO LAMP
ORG
RED
RECORD LAMP
VOLUME BOARD
ORG
WHT
(YEL)
(WHT)
(WHT)
WHT
(BLU)
(ORG)
R
W
R
W
R
W
RIGHT SPEAKER
YEL
BLK
RIGHT TWEETER
BLK
BLK
YEL
YEL
ORG
ORG
VIO
BLK
BLK
RED
(BRN)
WHT
WHT
TUNER BOARD
BRN
YEL
R
W
(ORG)
(BRN)
GRN
RED
HEADPHONE JACK
YEL
BLK
BLK
YEL
GRN
GRN
ORG
BATTERY COMPARTMENT
ORG
BLU
REW SW
WHT
RED
ORG
WHT
WHT
RED
TAPE COUNTER
WHT
RED
RED
MEMORY SW
BLK
BLK
(VIO)
MOTOR

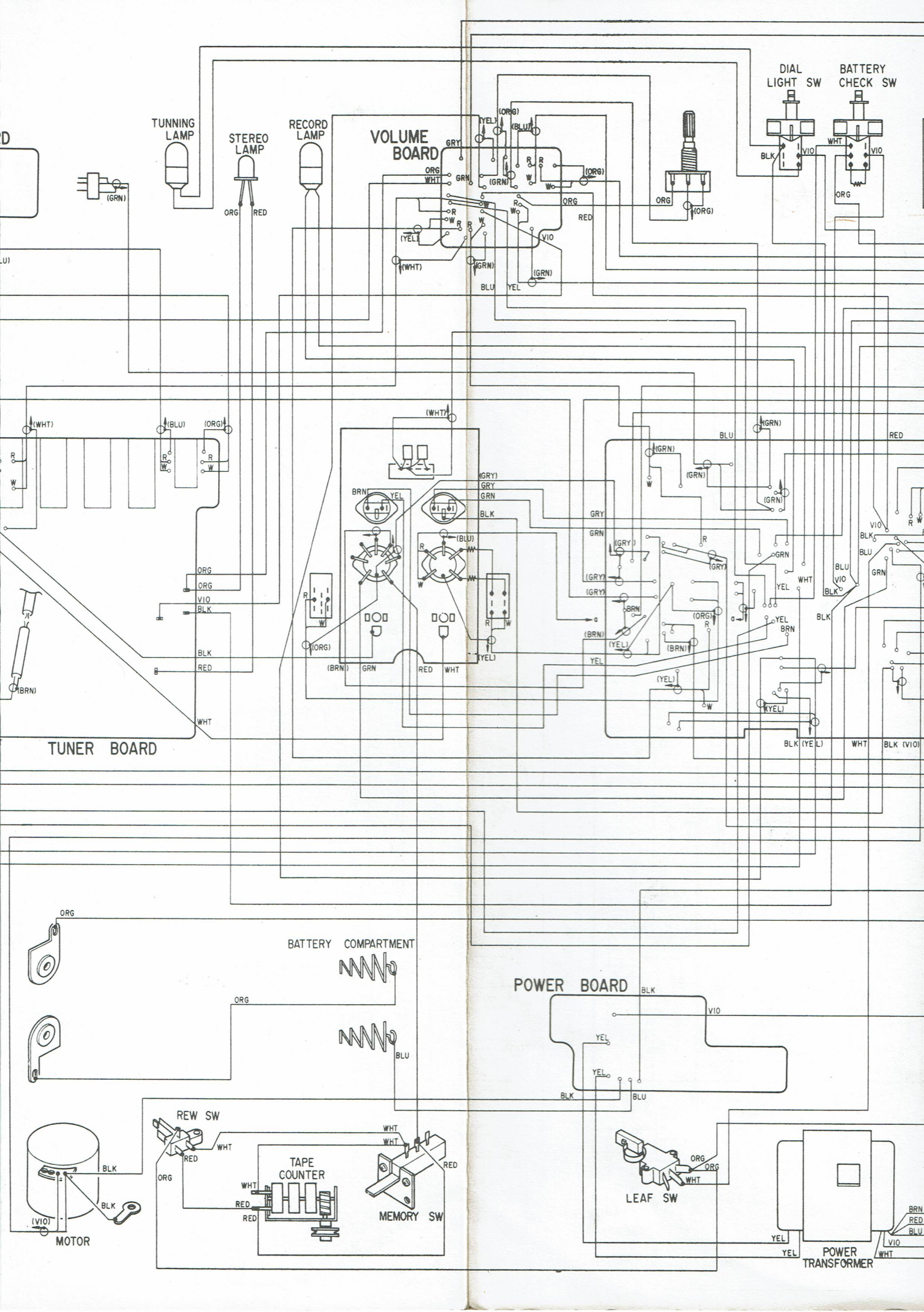
TUNNING LAMP
STEREO LAMP
RECORD LAMP
VOLUME BOARD
DIAL LIGHT SW
BATTERY CHECK SW
TUNER BOARD
BATTERY COMPARTMENT
POWER BOARD
REW SW
TAPE COUNTER
MEMORY SW
LEAF SW
MOTOR
POWER TRANSFORMER

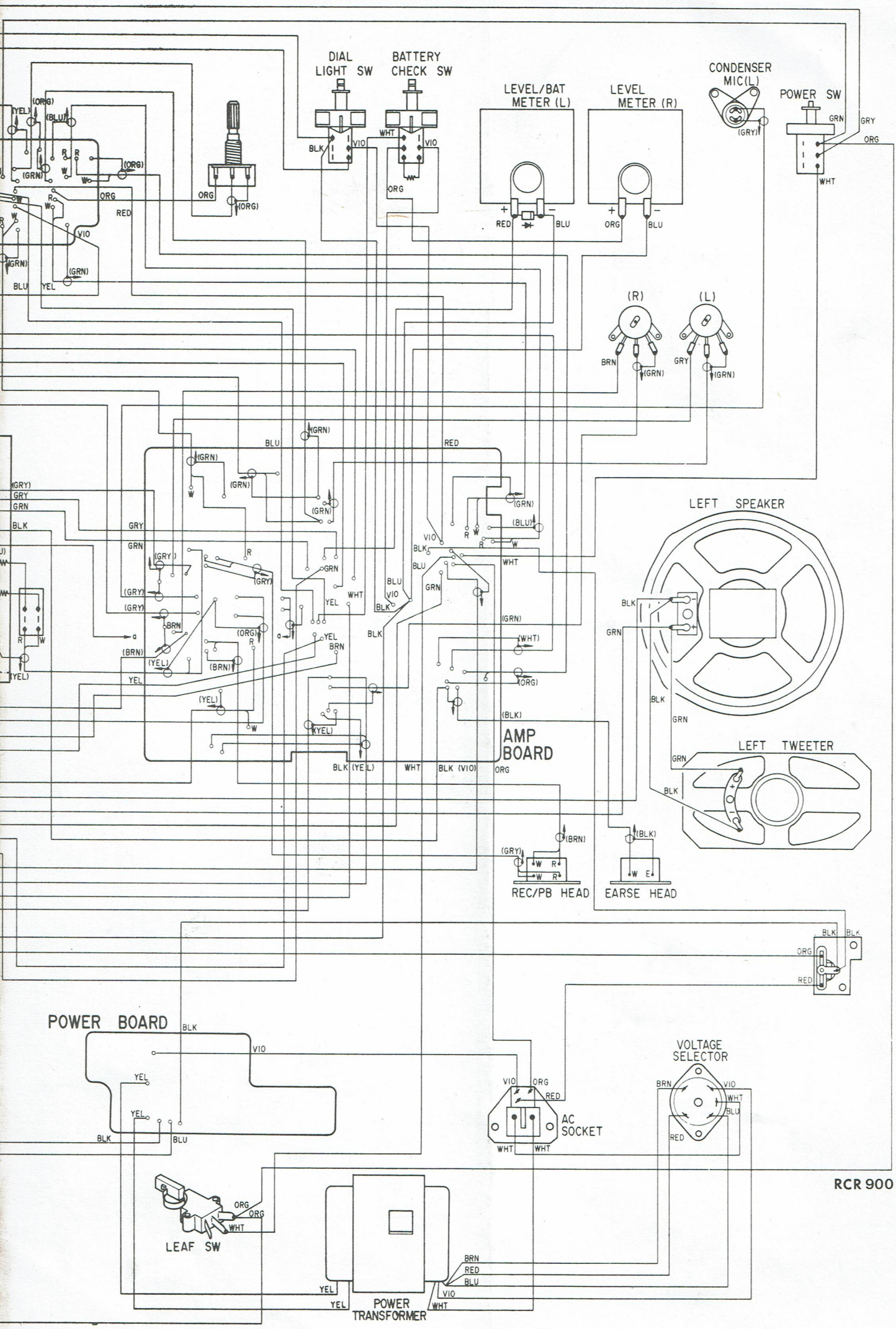
DIAL LIGHT SW
BATTERY CHECK SW
LEVEL/BAT METER (L)
LEVEL METER (R)
CONDENSER MIC(L)
POWER SW
(R)
(L)
LEFT SPEAKER
LEFT TWEETER
AMP BOARD
REC/PB HEAD
EARSE HEAD
POWER BOARD
VOLTAGE SELECTOR
AC SOCKET
LEAF SW
POWER TRANSFORMER
RCR 900