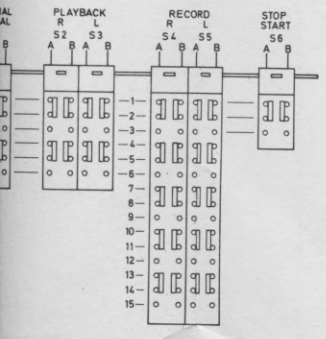


Målt direkte på transistorene med rørvoltmeter ($R_i = 60M\Omega$), uten signal tilført forsterkerne. På grunn av komponent-toleranser, må mindre avvik fra de oppgitte verdier ventes.

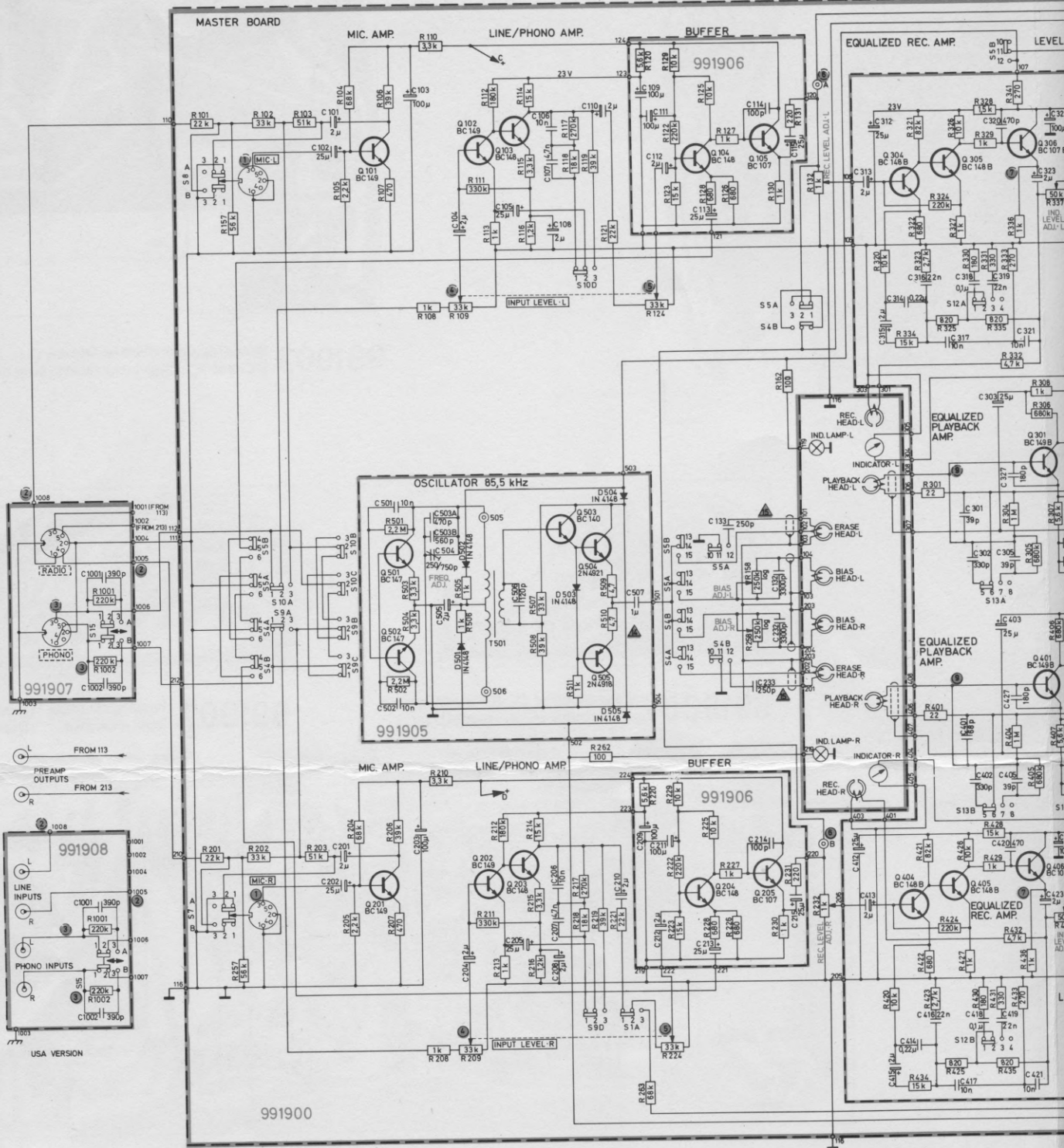
LIKESPENNINGER, TYPISKE VERDIER.
DC VOLTAGES, TYPICAL VALUES.

Measured at transistor terminals with VTVM ($R_i = 60M\Omega$), and without signal applied to the amplifiers. Owing to component tolerances, small deviations from listed values should be expected.

Ref. No.	C(V)	B(V)	E(V)	Ref. No.	C(V)	B(V)	E(V)	Ref. No.	C(V)	B(V)	E(V)
Q 101	9,5	0,75	0,15	Q 303	24,5	11,5	11	Q 602	15,0	25,0	25,5
Q 102	3,6	0,65	0,10	Q 304	1,6	0,75	0,15	Q 603	15,0	13,0	12,2
Q 103	12,5	3,6	3,0	Q 305	12,0	1,6	1,0	Q 604	12,0	0,67	0,05
Q 104	7,6	1,3	0,65	Q 306	24,0	12,0	11,5	Q 605	15,0	14,0	14,0
Q 105	27,5	7,6	7,0	Q 307	24,0	0,40	0,0	Q 606	12,0	14,0	14,0
Q 106	11,5	2,15	1,5	Q 501	24,5	6,5	6,2	Q 801	29,0	0,55	0
Q 107	12,5	1,20	0,55	Q 502	24,5	6,5	6,2	Q 802	44,0	28,6	28
Q 108	23,0	12,5	12,0	Q 503	26,5	12,2	11,6	Q 803	44,0	28,0	27,5
Q 109	14,5	1,8	1,2	Q 504	26,5	11,6	11,5	Q 901	32,0	0,15	0
Q 301	5,0	0,56	0,0	Q 505	0	11,2	11,1				
Q 302	11,5	5,0	4,4	Q 601	0,67	12,0	12,7				



ARE SHOWN IN UNOPERATED POSITION



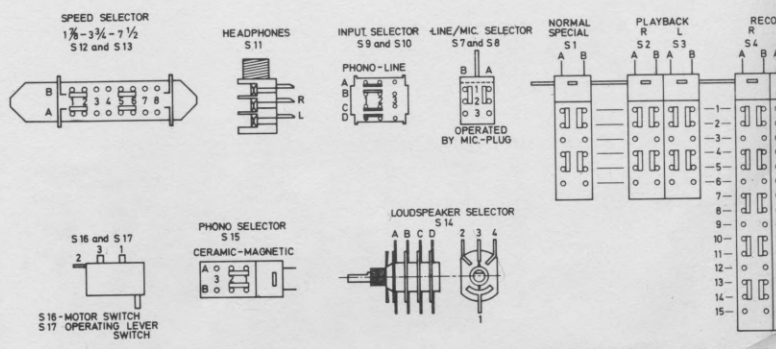
1	SENSITIVITY AT 400 Hz	100 μV
2	5 mV	
3	M: 15 mV C: 10 mV	
4	1 mV	
5	10 mV	
6	110 mV	
7	1.5 V	
8	1.3 V	
9	1.7 mV	
10	750 mV	
11	30 mV	
12	450 mV	
13	6.3 V (UNLOADED)	

14	RECORD 85.5 kHz
15	5.5 V
16	9.0 V

NOTES:

- MIC-L = TOP PLATE MARKING
- PHONO = REAR PANEL MARKING
- FREQ. ADJ. = PRESET CONTROL
- L = TEST POINT
- R = TEST POINT
- REC. ONLY
- 210 = CONNECTION TERMINAL
- L = UPPER TRACK, LEFT CHANNEL
- R = LOWER TRACK, RIGHT CHANNEL

RESISTORS 1/3 W, UNLESS OTHERWISE SPECIFIED.
 RESISTORS INDICATED IN OHMS, UNLESS OTHERWISE SPECIFIED
 k = 1000 OHM, M = 1000000 OHM
 ALL DC VOLTAGES MEASURED WITHOUT SIGNAL.



SWITCHES ARE SHOWN IN UNOPERATED POSITION