


# TANDBERG

## FM STEREO RECEIVER

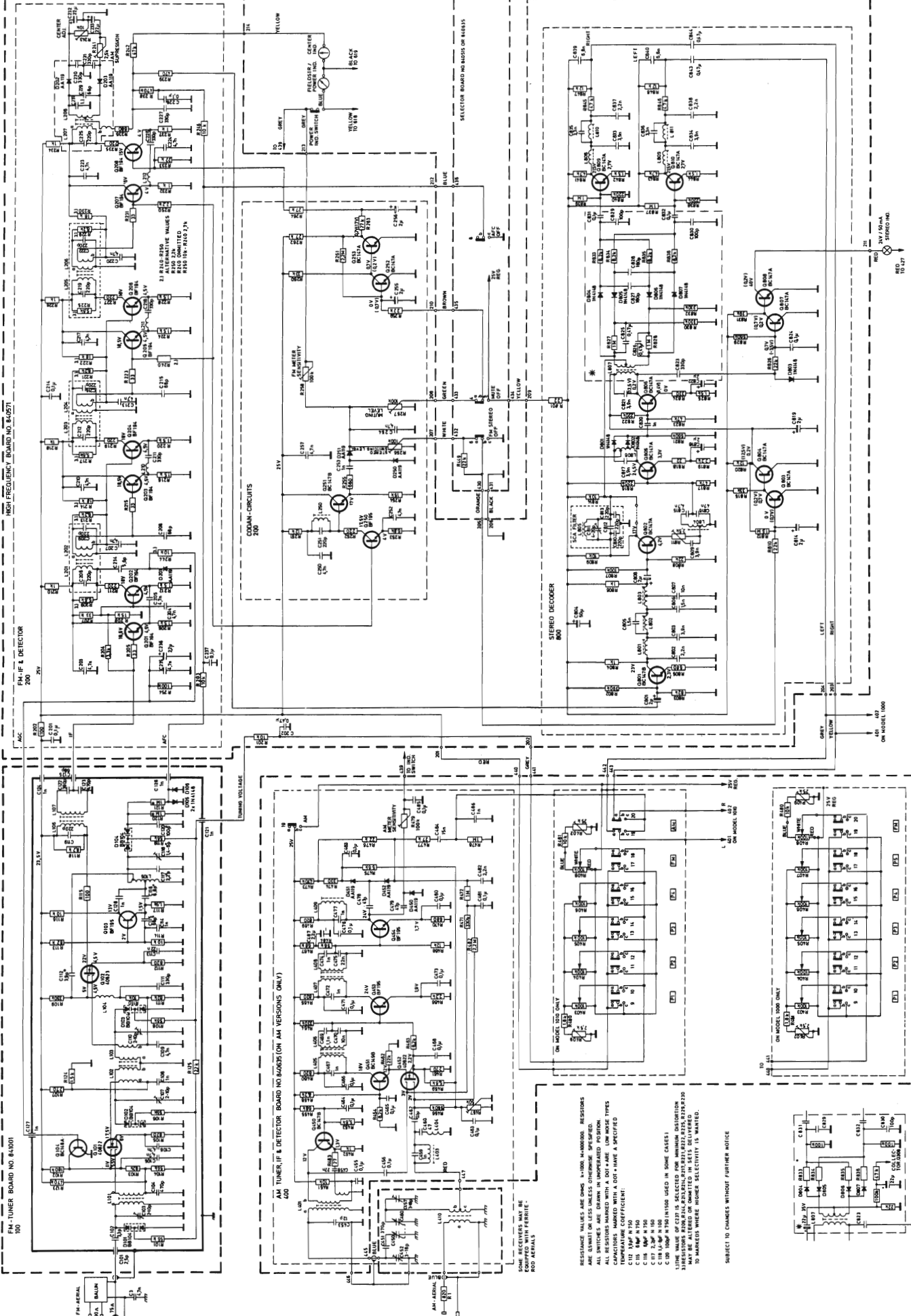
### TR1000

Byggeår	1973/74
Transistorer	Fulltransistorisert
Frekvenser	FM (87.5 -108) MHz
Høytaler	løse permanentdynamiske
Kabinett/treverk	teak, palisander og eik, dessuten nøtt på bestilling, børstet metall front
Spenninger	110 og 220 V ~
Fysiske mål	B 43, H 12, D 30.5 cm
Pris	kr 2495.-
Merknader	TR1000 modellen med mellombølge heter TR1010



09 - 04  
Copyright NRHF©

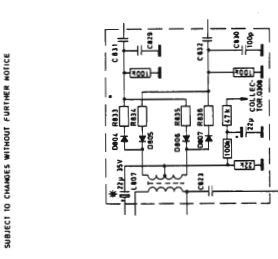
73 TA 1 S



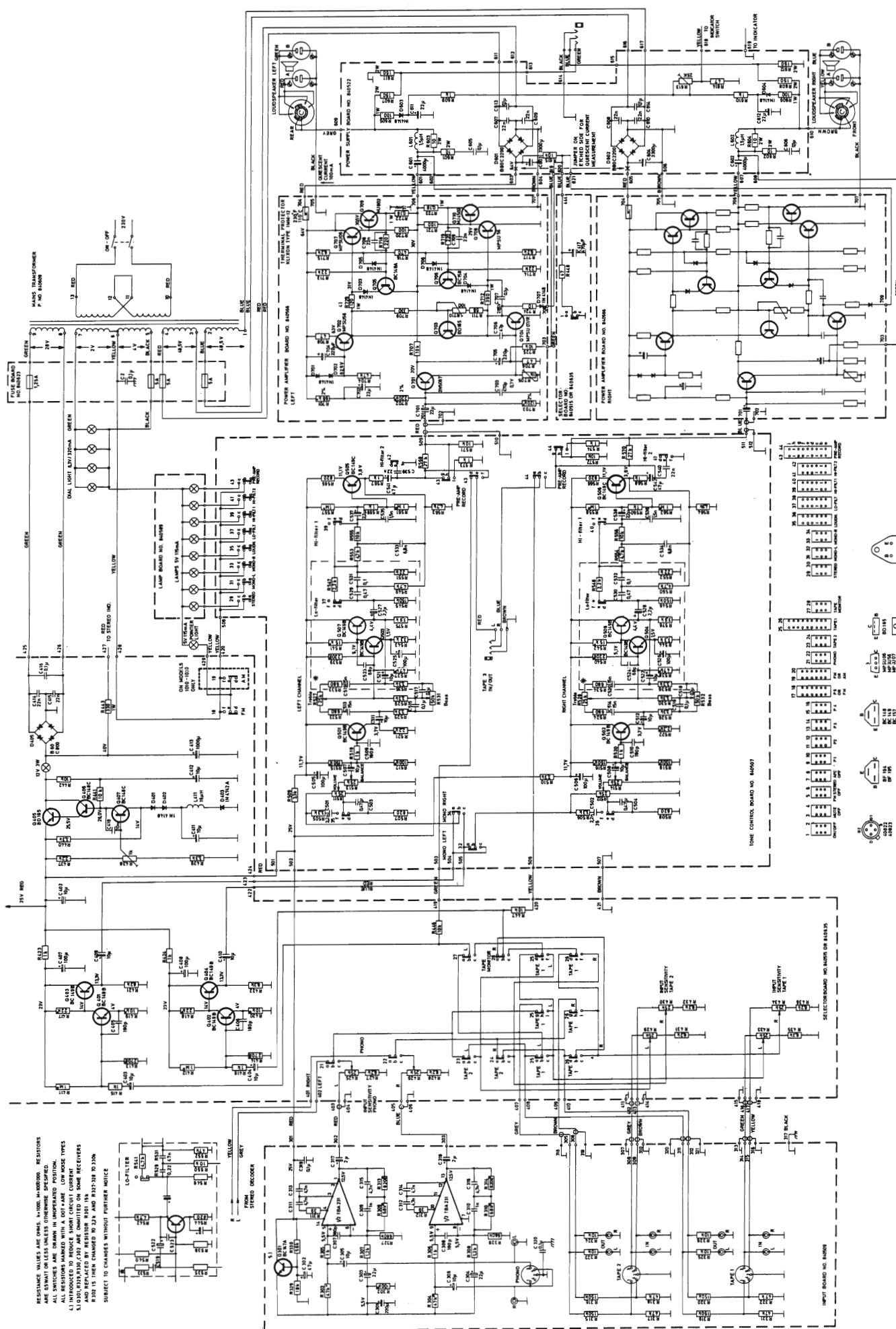
**TANDBERG**  
 FM STEREO RECEIVER TR-1000  
 FM/AM STEREO RECEIVER TR-1010  
 TUNER SECTION

RESISTANCE VALUES ARE OHMS UNLESS OTHERWISE SPECIFIED.  
 ALL SWITCHES ARE OPEN UNLESS OTHERWISE SPECIFIED.  
 ALL RESISTORS MARKED WITH A DOT ARE LOW NOISE TYPES.  
 TEMPERATURE COEFFICIENT:  
 C10 5PPM/°C  
 C11 2.5PPM/°C  
 C12 1PPM/°C  
 C13 1PPM/°C  
 C14 1PPM/°C  
 C15 1PPM/°C  
 C16 1PPM/°C  
 C17 2.5PPM/°C  
 C18 1PPM/°C  
 C19 1PPM/°C  
 C20 1PPM/°C  
 C21 1PPM/°C  
 C22 1PPM/°C  
 C23 1PPM/°C  
 C24 1PPM/°C  
 C25 1PPM/°C  
 C26 1PPM/°C  
 C27 1PPM/°C  
 C28 1PPM/°C  
 C29 1PPM/°C  
 C30 1PPM/°C  
 C31 1PPM/°C  
 C32 1PPM/°C  
 C33 1PPM/°C  
 C34 1PPM/°C  
 C35 1PPM/°C  
 C36 1PPM/°C  
 C37 1PPM/°C  
 C38 1PPM/°C  
 C39 1PPM/°C  
 C40 1PPM/°C  
 C41 1PPM/°C  
 C42 1PPM/°C  
 C43 1PPM/°C  
 C44 1PPM/°C  
 C45 1PPM/°C  
 C46 1PPM/°C  
 C47 1PPM/°C  
 C48 1PPM/°C  
 C49 1PPM/°C  
 C50 1PPM/°C  
 C51 1PPM/°C  
 C52 1PPM/°C  
 C53 1PPM/°C  
 C54 1PPM/°C  
 C55 1PPM/°C  
 C56 1PPM/°C  
 C57 1PPM/°C  
 C58 1PPM/°C  
 C59 1PPM/°C  
 C60 1PPM/°C  
 C61 1PPM/°C  
 C62 1PPM/°C  
 C63 1PPM/°C  
 C64 1PPM/°C  
 C65 1PPM/°C  
 C66 1PPM/°C  
 C67 1PPM/°C  
 C68 1PPM/°C  
 C69 1PPM/°C  
 C70 1PPM/°C  
 C71 1PPM/°C  
 C72 1PPM/°C  
 C73 1PPM/°C  
 C74 1PPM/°C  
 C75 1PPM/°C  
 C76 1PPM/°C  
 C77 1PPM/°C  
 C78 1PPM/°C  
 C79 1PPM/°C  
 C80 1PPM/°C  
 C81 1PPM/°C  
 C82 1PPM/°C  
 C83 1PPM/°C  
 C84 1PPM/°C  
 C85 1PPM/°C  
 C86 1PPM/°C  
 C87 1PPM/°C  
 C88 1PPM/°C  
 C89 1PPM/°C  
 C90 1PPM/°C  
 C91 1PPM/°C  
 C92 1PPM/°C  
 C93 1PPM/°C  
 C94 1PPM/°C  
 C95 1PPM/°C  
 C96 1PPM/°C  
 C97 1PPM/°C  
 C98 1PPM/°C  
 C99 1PPM/°C  
 C100 1PPM/°C

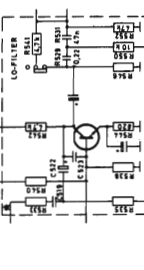
NOTE: THE VALUE OF C17 IS SELECTED FOR MINIMUM DISTORTION.  
 DIMENSIONS ARE IN MILLIMETERS UNLESS OTHERWISE SPECIFIED.  
 TO MARKED WHERE HIGHER SELECTIVITY IS WANTED.



SUBJECT TO CHANGE WITHOUT FURTHER NOTICE

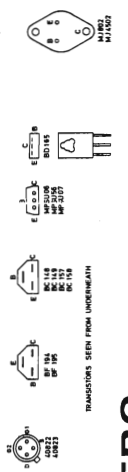


RESISTANCE VALUES ARE OHMS, K=1000, M=1000000. RESISTORS ARE SHOWN UNLESS OTHERWISE SPECIFIED.  
 ALL RESISTORS MARKED WITH A DOT ARE LOW WATTAGE TYPES.  
 4) INTRODUCED TO REDUCE SHOCK CURRENT.  
 5) 1000/1000000 ARE OMITTED ON SOME RECEIVERS.  
 R 100 IS THEN CHANGED TO 25K AND R 101-104 TO 100K.  
 SUBJECT TO CHANGES WITHOUT FURTHER NOTICE.



TRANSFORMERS SEEN FROM UNDERNEATH

TRANSFORMER	WINDING	RESISTANCE	WATTAGE
TUNER	1000	1000	100
	100000	100000	100
IF AMP	1000	1000	100
	100000	100000	100
DET. & AF AMP	1000	1000	100
	100000	100000	100
POWER AMP	1000	1000	100
	100000	100000	100



# TANDBERG

FM STEREO RECEIVER TR-1000  
 FM/AM STEREO RECEIVER TR-1010