

Price \$6.00

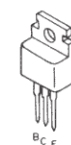
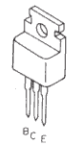
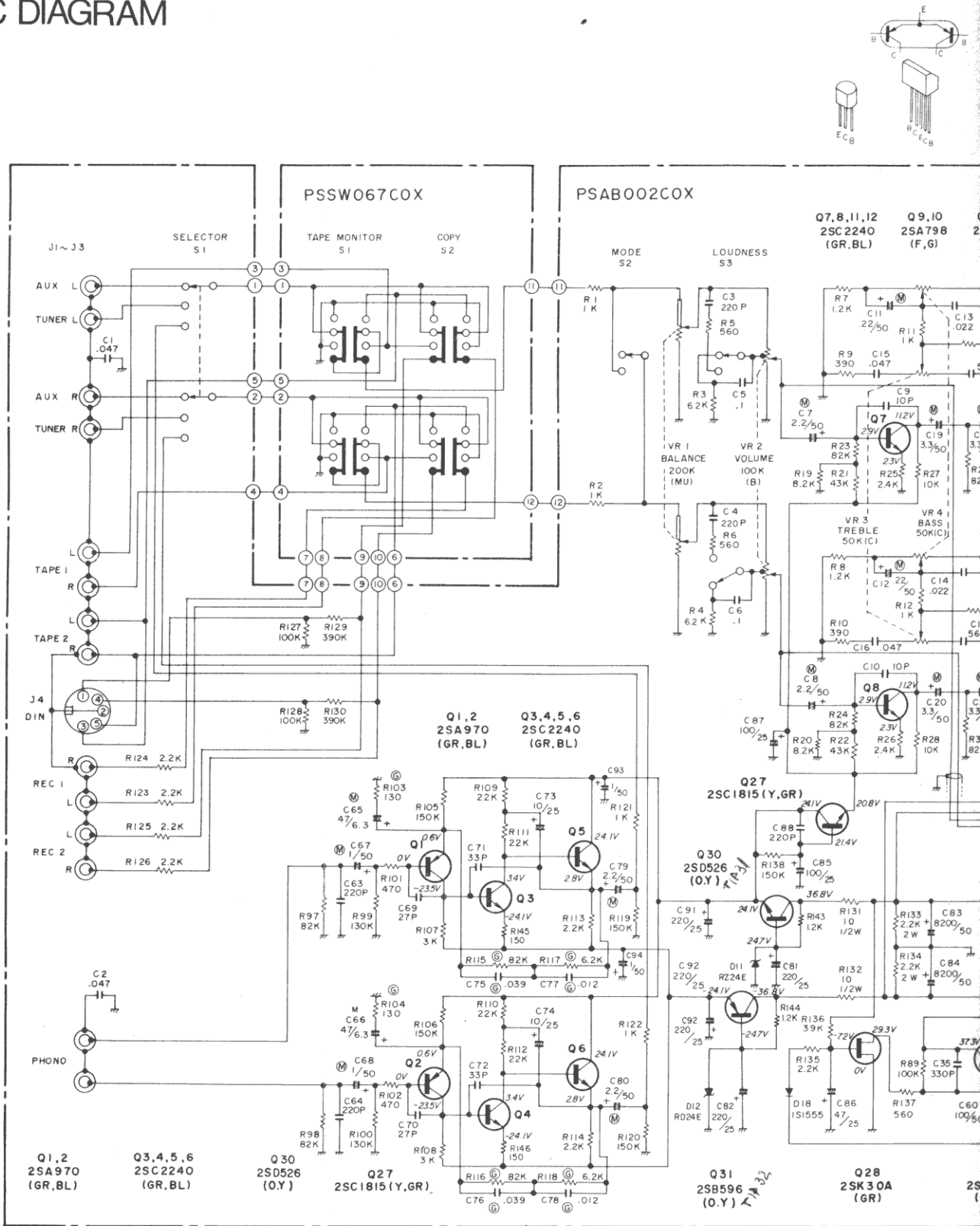
Service Manual Integrated Stereo Amplifier

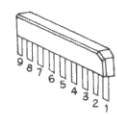
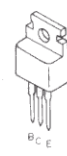
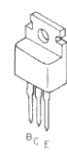
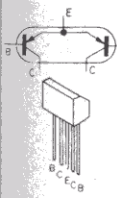
420A



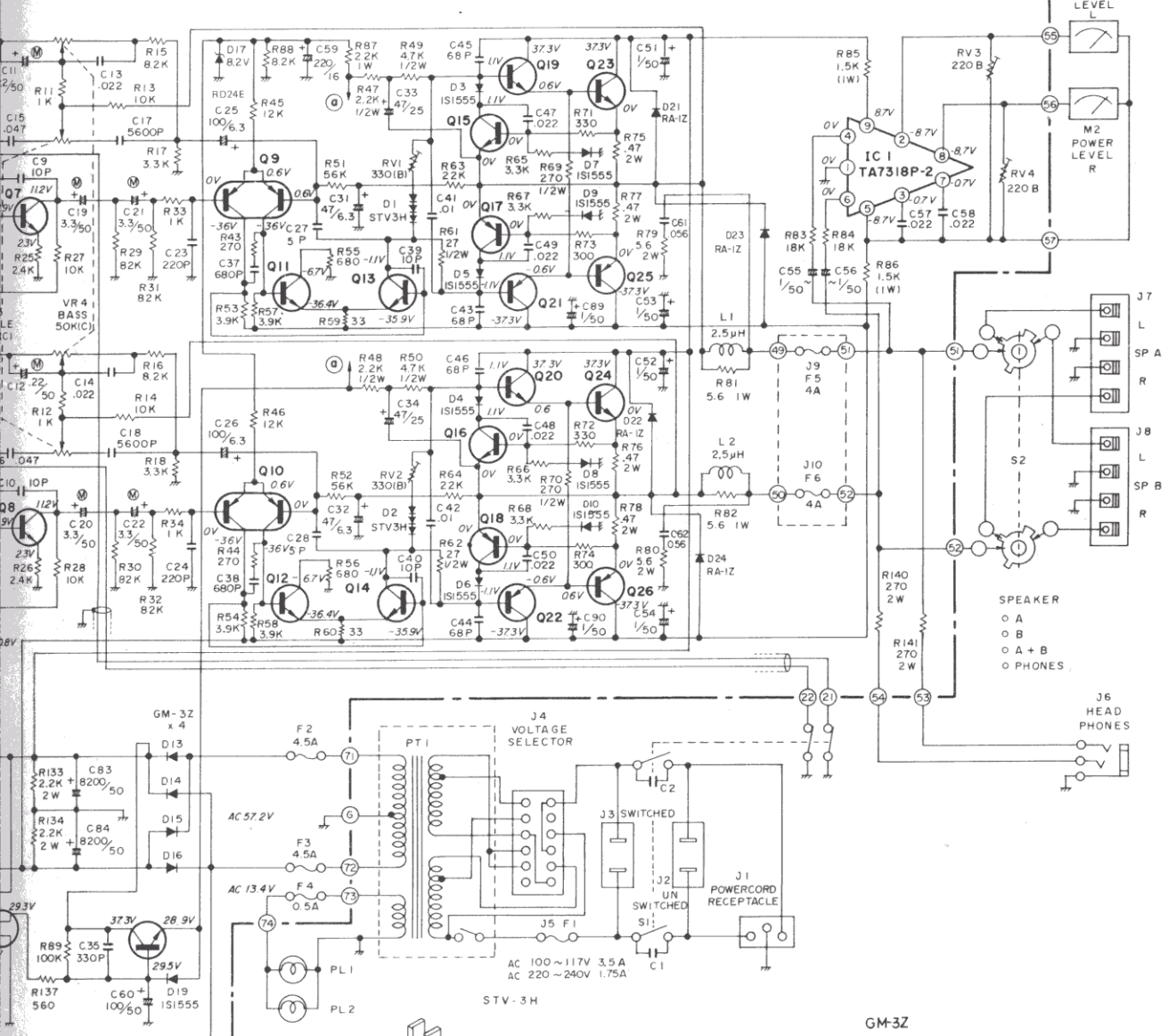
 **SCOTT**[®]
The Name to listen to.

SCHEMATIC DIAGRAM

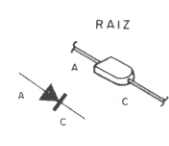
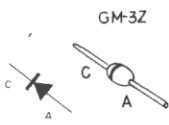
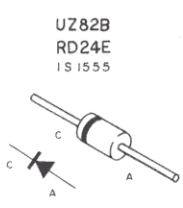




Q9,10 2SA798 (F,G) Q13,14 2SC2229 (Y) Q15,16 2SC1318 (Q,R) Q17,18 2SA720 (Q,R) Q19,20 2SC2235 (O,Y) Q21,22 2SA965 (O,Y) Q23,24 2SD718 (O,R) Q25,26 2SB688 (O,R) IC1 TA7318P-2



Q29 2SC1815 (Y,G,R)



M1 POWER LEVEL L

M2 POWER LEVEL R

SPEAKER
 ○ A
 ○ B
 ○ A + B
 ○ PHONES

J6 HEAD PHONES

J4 VOLTAGE SELECTOR

J3 SWITCHED

J2 UN SWITCHED

J1 POWERCORD RECEPTACLE

STV-3H

AC 57.2V

AC 13.4V

AC 100~117V 3.5A
 AC 220~240V 1.75A

PL1

PL2

GM-3Z

UZ82B
 RD24E
 IS1555

RA1Z