

## Zenith Radio Corp.

**Model:** 5K037

**Chassis:**

**Year:** Pre 1949

**Power:**

**Circuit:**

**IF:**

**Tubes:**

**Bands:**

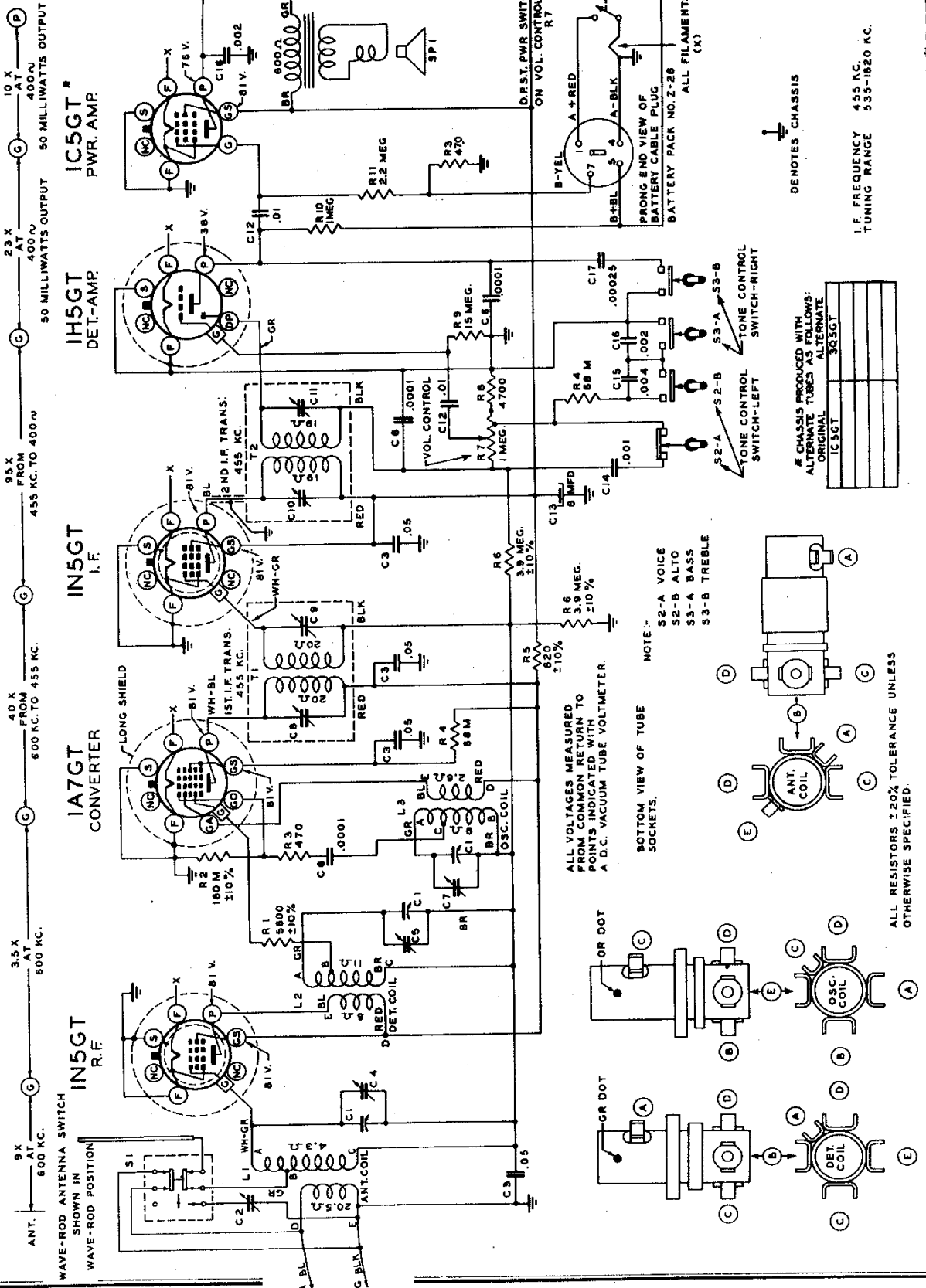
### Resources

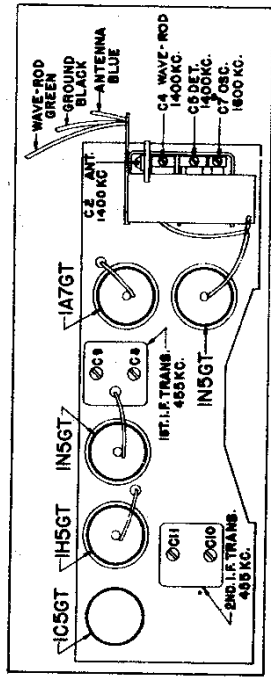
**Riders Volume 17 - ZENITH 17-5**

**Riders Volume 17 - ZENITH 17-6**

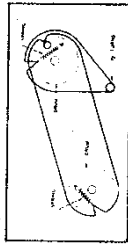
ZENITH RADIO CORP.

MODEL 5K037  
Chassis 5C50





TUBE TRIMMER LOCATION



DIAL CABLE DRAWING

The alignment of chassis 5C50 is conventional. None of the adjustment interlock, however, the most accurate alignment will be accomplished if the procedure is followed exactly. The IF frequency is 455 KC and all measurements, voltage, and resistance have been taken with an electronic volt ohm meter.

Stage by stage gain measurements are for reference purposes only. Gain measurements can seldom be duplicated, and are used only for comparison purposes.

OPERATION	CONNECT	DUMMY ANTENNA	INPUT SIG. FREQUENCY	SET DIAL AT	TRIMMERS	PURPOSE
1	Converter Oscillator to Grid	.5 Mfd.	455 Kc.	600 Kc.	C8, C9, C10, and C11	Align I.F.
2	Ant. and Ground	200mfd Antenna Switch in Ant. Position	1600 Kc.	1600 Kc.	C7	Set Oscillator to Dial Scale.
3	"	"	1400 Kc.	1400 Kc.	C5	Align Detector
4	"	"	"	"	C2	Align Antenna
5	Two Turns Loose-Wound Coupled to Waved	Wave Rod Fully extended in Switch in Waved Position	1400 Kc.	1400 Kc.	C4	Align Waved Antenna

PARTS LIST

Part No.	Description	Part No.	Description
26-344	DIAL SCALE	63-669	3.9 MEGOHM (R6) 1/2 WATT.
46-443	RADIOGRAN KNOB (VOICE)	63-976	15 MEGOHM (R9) 1/2 WATT.
46-444	RADIOGRAN KNOB (TREBLE)	63-1236	VOLUME CONTROL & SWITCH (R7)
46-445	RADIOGRAN KNOB (ALTO)		
46-446	RADIOGRAN KNOB (BASS)		
58-122	OFF & ON INDICATOR		
59-160	DIAL POINTER		
76-335	TUNING CONTROL SHAFT	12-1082	ANT. ROD MFG. BKT.
80-183	INDICATOR SPRING	46-572	TELESCOPIC ANT. KNOB
80-209	DIAL CORD TENSION SPRING	49-522	6 1/2" P.M. SPEAKER
80-471	TUNING SHAFT SPRING		
93-690	BROWN FELT WASHER		
188-32	RETAINER RING (S-11362)	49-523	6 1/2" P.M. SPEAKER (ALT. COIL)
188-34	RETAINER RING (76-335)		
192-90	DIAL CRYSTAL (S-11362)		
196-64	DIAL CRYSTAL GASKET	52-190	SPEAKER CABLE
3-9568	INDICATOR CAM & BUSHING ASSEMBLY	57-11A	ANTENNA MARKER
S-9610	DIAL CORD & EYELET ASSEM (POINTER)	57-11G	GROUND MARKER
S-9733	DIAL CORD & EYELET ASSEM (GANG)	57-900	DIAL PLATE
S-9751	PULLEY & RIVET ASSEM. (GANG)	57-1103	ANTENNA KNOB ESCUTCHEON
S-11362	PULLEY & BUSHING ASSEM. VOL. & TUNING KNOB ASSEM. (2 USED) (46-520)	57-1139	RADIOGRAN ESCUTCHEON
S-11558		58-74	BATTERY CABLE PLUG
95-814	1ST I.F. TRANSFORMER (T1)	70-124	#2 X 3/8 PHILLIPS HD. WOOD SCREW (ESC. MFG.)
95-839	2ND I.F. TRANSFORMER (T2)	78-611	OCTAL BASE TUBE SOCKET
3-9570	DETECTOR COIL ASSEM. (L2)	85-228	5 USED
S-9746	OSCILLATOR COIL ASSEM. (L3)	85-303(S1)	WAVE-ROD ANTENNA SW. (CR)
S-11731	ANTENNA COIL ASSEM. (L1)	85-284	RADIOGRAN SWITCH (VOICE & ALTO L.H) (S2)
22-162	.0001 MFD. (C8) 600 V.	85-288	RADIOGRAN SWITCH (TREBLE & BASS R.H.) (S3)
22-182	.00025 MFD. (C17) 600V.	93-125	#6 INTERNAL SHAKEPROOF LOCKWASHER
22-196	.01 MFD. (C12) 600V.	93-256	BROWN FELT WASHER (RADIOGRAN)
22-446	.004 MFD. (C15) 600V.	94-295	STEEL BUSHING (RADIOGRAN 4 USED)
22-492	.002 MFD. (C16) 600V.	112-56	#6 1/2 HEX HD. SELF TAP. PING SCREW
22-684	DRY ELECTROLYTIC 8MFD. (C13) 150 V.	114-67	#6-32 X 7/16 HEX ACORN HEAD SCREW
22-829	.05 MFD (C3) 200 V.	114-162	#8 X 7/8 HEX ACORN WASHER HD S.T. SCREW (CHASSIS MFG.)
22-887	.001 MFD. (C14) 600V.	125-17	RUBBER GROMMETS
22-1358	THREE SECTION GANG (C1)	126-379	TUBE SHIELD (SUSED) SHORT
22-1421	ANTENNA TRIMMER (C2)	126-382	TUBE SHIELD (1A7GT) LONG
63-271	1 MEGOHM (R10) 1/2 WATT.	159-30	PLUG BUTTON (BLK OXIDIZE)
63-581	470 OHM (R3) 1/2 WATT.	202-386	INSTRUCTION BOOK
63-587	4700 OHM (R8) 1/2 WATT.	S-11251	TELESCOPIC ANTENNA ASSEM. (COMPLETE)
63-594	68M OHM (R4) 1/2 WATT.	S-11586	RELEASE ASSEM. (TELESCO. PIC ASSEMBLY)
63-600	2-2 MEGOHM (R11) 1/2 WATT.	S-11729	WAVE-ROD SWITCH & PLATE ASSEMBLY
63-634	820 OHM (R5) 1/2 WATT.	Z-28	BATTERY PACK (BP)
63-638	5600 OHM (R1) 1/2 WATT.		

15K2-15-47