

# SCHEMATIC DIAGRAMS (1/7)

1

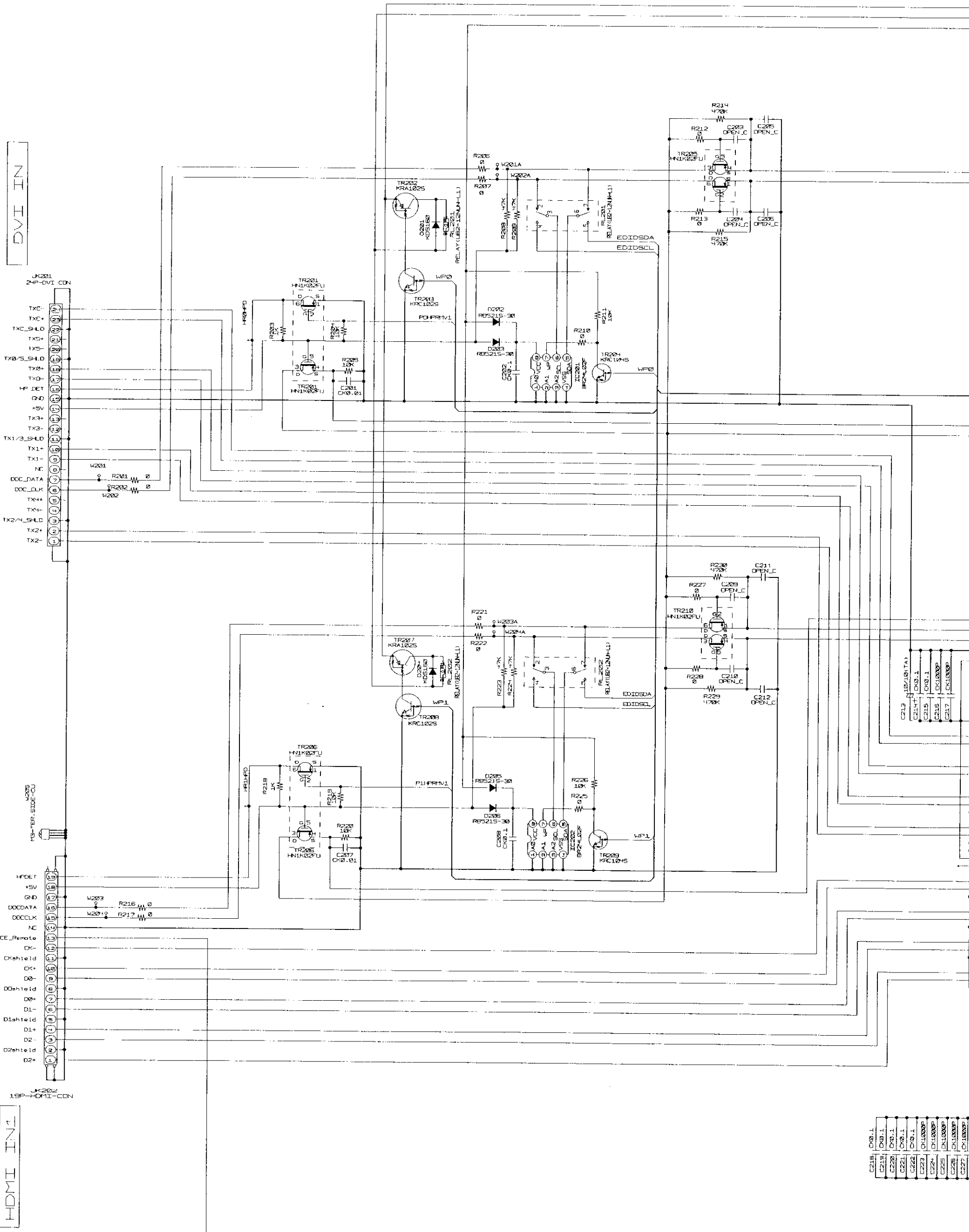
2

3

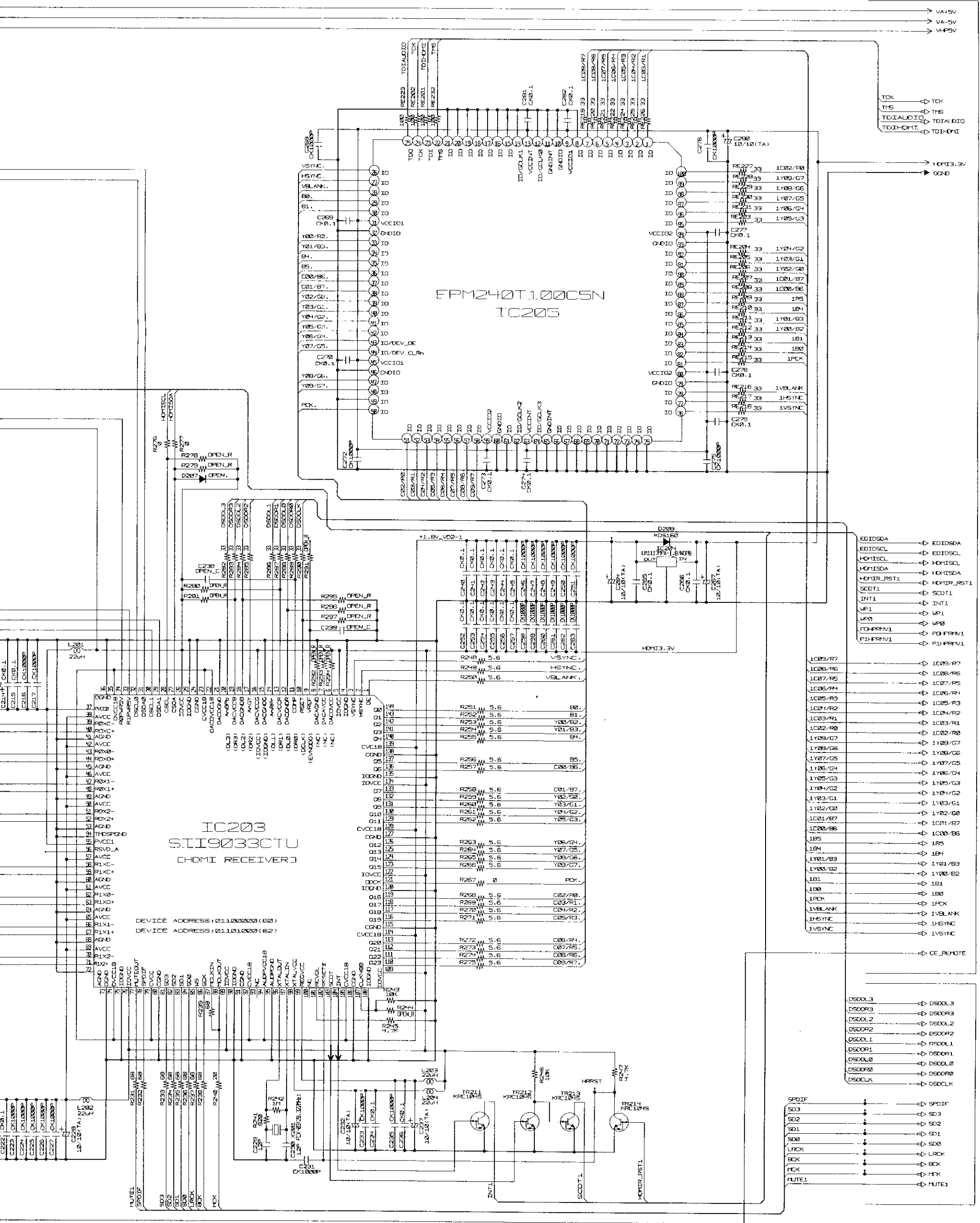
4

5

6



C218	C09.1
C219	C09.1
C220	C09.1
C221	C09.1
C222	C09.1
C223	CX1000P
C224	CX1000P
C225	CX1000P
C226	CX1000P
C227	CX1000P



HDMI IN SECTION (1/2)

SCHEMATIC DIAGRAMS (1/7)

1U-3757 D.VIDEO UNIT (1/7)  
HDMI IN SECTION(1/2)  
(For ALL MODEL)

A

B

C

D

E

F

G

H

TO BUS SW  
TO 1U-3757-1(6/7)

TO AUDIO/PLD  
TO 1U-3757-1(7/7)

# SCHEMATIC DIAGRAMS (2/7)

1

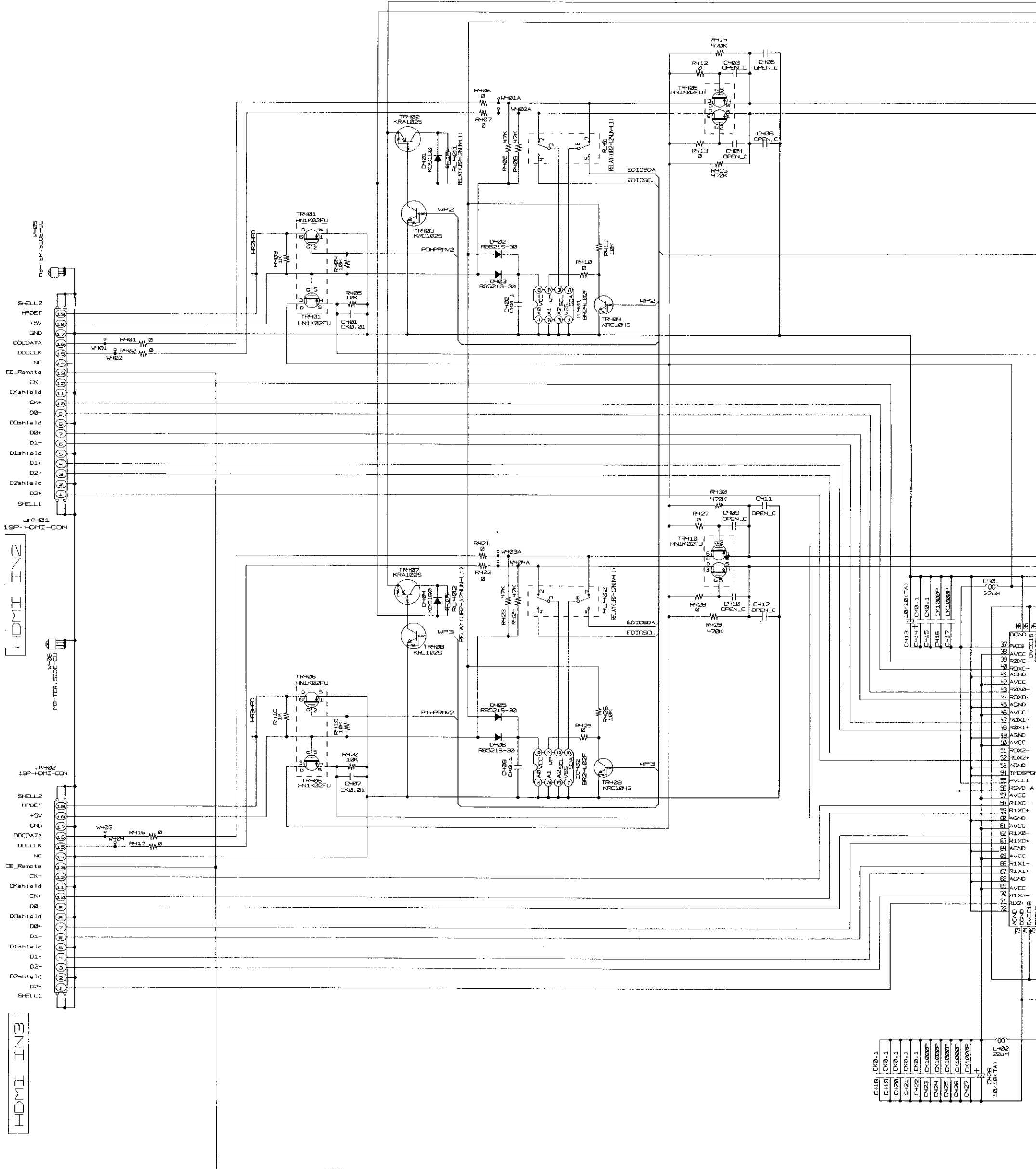
2

3

4

5

6



C418	C408.1	100
C419	C408.1	100
C420	C408.1	100
C421	C408.1	100
C422	C408.1	100
C423	C408.1	100
C424	C408.1	100
C425	C408.1	100
C426	C408.1	100
C427	C408.1	100
C428	C408.1	100
C429	C408.1	100
C430	C408.1	100
C431	C408.1	100
C432	C408.1	100
C433	C408.1	100
C434	C408.1	100
C435	C408.1	100
C436	C408.1	100
C437	C408.1	100
C438	C408.1	100
C439	C408.1	100
C440	C408.1	100
C441	C408.1	100
C442	C408.1	100
C443	C408.1	100
C444	C408.1	100
C445	C408.1	100
C446	C408.1	100
C447	C408.1	100
C448	C408.1	100
C449	C408.1	100
C450	C408.1	100
C451	C408.1	100
C452	C408.1	100
C453	C408.1	100
C454	C408.1	100
C455	C408.1	100
C456	C408.1	100
C457	C408.1	100
C458	C408.1	100
C459	C408.1	100
C460	C408.1	100
C461	C408.1	100
C462	C408.1	100
C463	C408.1	100
C464	C408.1	100
C465	C408.1	100
C466	C408.1	100
C467	C408.1	100
C468	C408.1	100
C469	C408.1	100
C470	C408.1	100
C471	C408.1	100
C472	C408.1	100
C473	C408.1	100
C474	C408.1	100
C475	C408.1	100
C476	C408.1	100
C477	C408.1	100
C478	C408.1	100
C479	C408.1	100
C480	C408.1	100
C481	C408.1	100
C482	C408.1	100
C483	C408.1	100
C484	C408.1	100
C485	C408.1	100
C486	C408.1	100
C487	C408.1	100
C488	C408.1	100
C489	C408.1	100
C490	C408.1	100
C491	C408.1	100
C492	C408.1	100
C493	C408.1	100
C494	C408.1	100
C495	C408.1	100
C496	C408.1	100
C497	C408.1	100
C498	C408.1	100
C499	C408.1	100
C500	C408.1	100

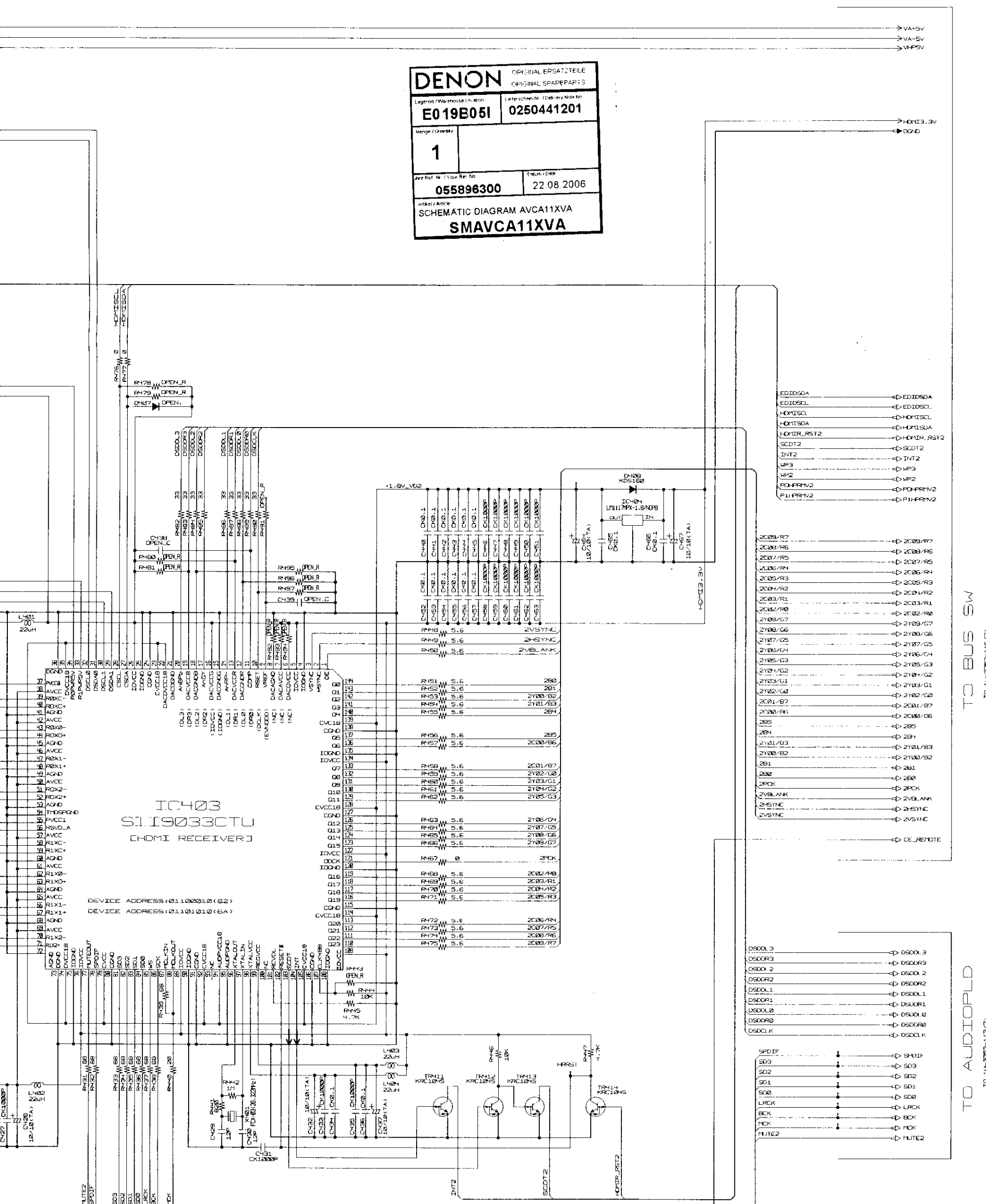
**DENON** ORIGINAL ERSAZTEILE  
ORIGINAL SPAREPARTS

Legende / Wskhosha (L.N.400) Lieferzeichen / Delivery Note No  
**E019E051** **0250441201**

Version / Versiony **1**

Rev. Ref. No. / Your Ref. No. **055896300** Datum / Date **22.08.2006**

Artikel / Article **SCHEMATIC DIAGRAM AVCA11XVA**  
**SMAVCA11XVA**



→ VA+5V  
→ VA-5V  
→ V+PSV

→ HDMI3.3V  
→ GND

EDID50A ↔ EDID50A  
EDID50L ↔ EDID50L  
HDMI50L ↔ HDMI50L  
HDMI50A ↔ HDMI50A  
HDMI\_RST2 ↔ HDMI\_RST2  
SCDT2 ↔ SCDT2  
INT2 ↔ INT2  
WP3 ↔ WP3  
WP2 ↔ WP2  
PDI\_PPRV2 ↔ PDI\_PPRV2  
PDI\_PPRV2 ↔ PDI\_PPRV2

2C09/R7 ↔ 2C09/R7  
2C09/R6 ↔ 2C09/R6  
2C07/R5 ↔ 2C07/R5  
2C06/R4 ↔ 2C06/R4  
2C04/R2 ↔ 2C04/R2  
2C03/R1 ↔ 2C03/R1  
2C02/R0 ↔ 2C02/R0  
2Y09/G7 ↔ 2Y09/G7  
2Y08/G6 ↔ 2Y08/G6  
2Y07/G5 ↔ 2Y07/G5  
2Y06/G4 ↔ 2Y06/G4  
2Y05/G3 ↔ 2Y05/G3  
2Y04/G2 ↔ 2Y04/G2  
2Y03/G1 ↔ 2Y03/G1  
2Y02/G0 ↔ 2Y02/G0  
2C01/B7 ↔ 2C01/B7  
2C00/B6 ↔ 2C00/B6  
2B5 ↔ 2B5  
2B4 ↔ 2B4  
2Y01/B3 ↔ 2Y01/B3  
2Y00/B2 ↔ 2Y00/B2  
2B1 ↔ 2B1  
2B0 ↔ 2B0  
2POK ↔ 2POK  
2VBLANK ↔ 2VBLANK  
2VSYNC ↔ 2VSYNC  
2VSYNC ↔ 2VSYNC  
CE\_REMOTE ↔ CE\_REMOTE

DSDDL3 ↔ DSDDL3  
DSODR3 ↔ DSODR3  
DSOD2 ↔ DSOD2  
DSODR2 ↔ DSODR2  
DSODL1 ↔ DSODL1  
DSODR1 ↔ DSODR1  
DSODL0 ↔ DSODL0  
DSODR0 ↔ DSODR0  
DSODLK ↔ DSODLK

SPIIF ↔ SPIIF  
SD3 ↔ SD3  
SD1 ↔ SD1  
SD0 ↔ SD0  
LRCK ↔ LRCK  
BCK ↔ BCK  
MUTE2 ↔ MUTE2

TO BUS SW  
TO 1U-3757-1(6/7)

TO AUDIOPLD  
TO 1U-3757-1(7/7)

HDMI IN SECTION(2/2)

SCHEMATIC DIAGRAMS (2/7)  
1U-3757 D.VIDEO UNIT (2/7)  
HDMI IN SECTION(2/2)  
(For ALL MODEL)

A  
B  
C  
D  
E  
F  
G  
H

# SCHEMATIC DIAGRAMS (3/7)

1

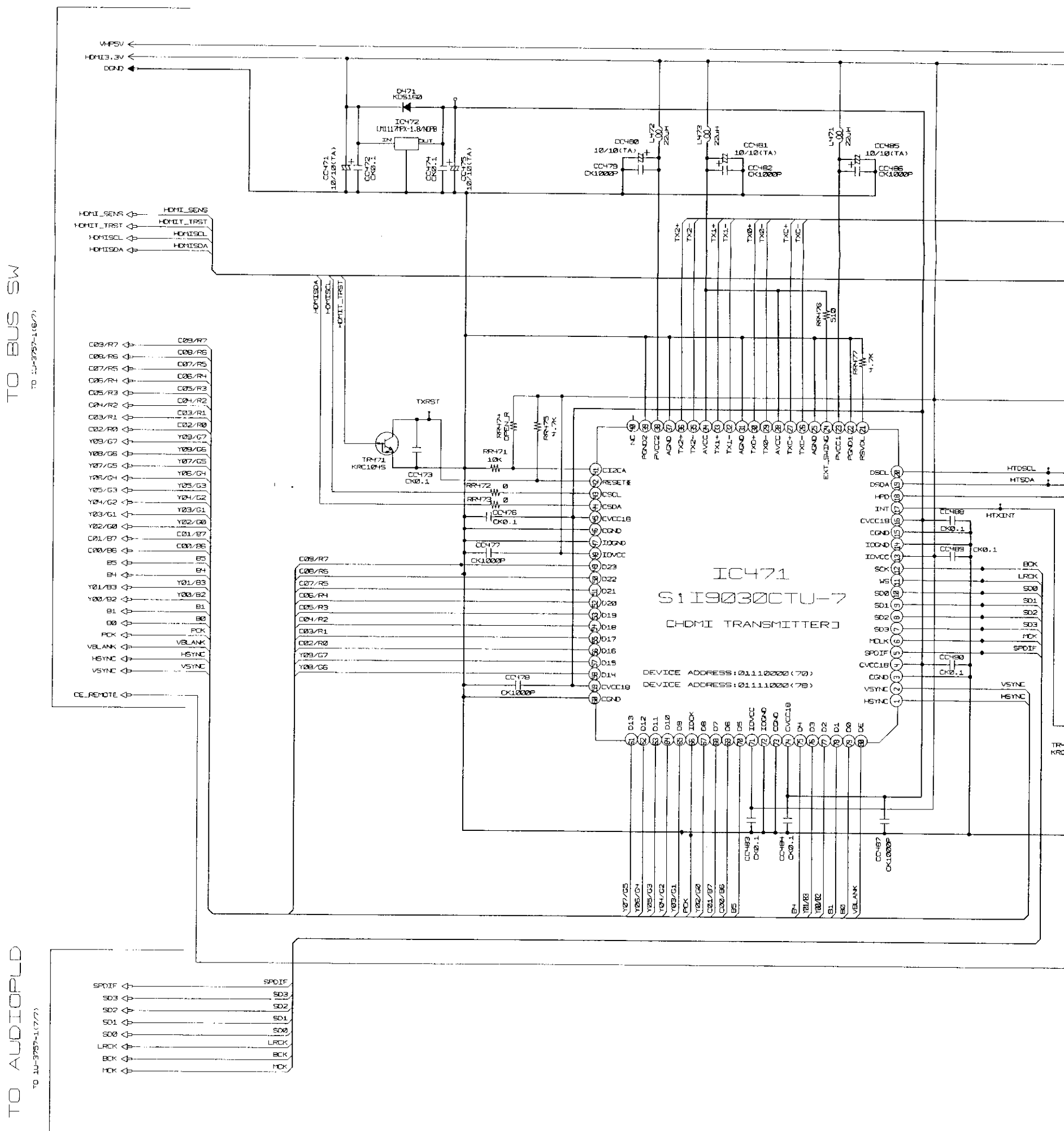
2

3

4

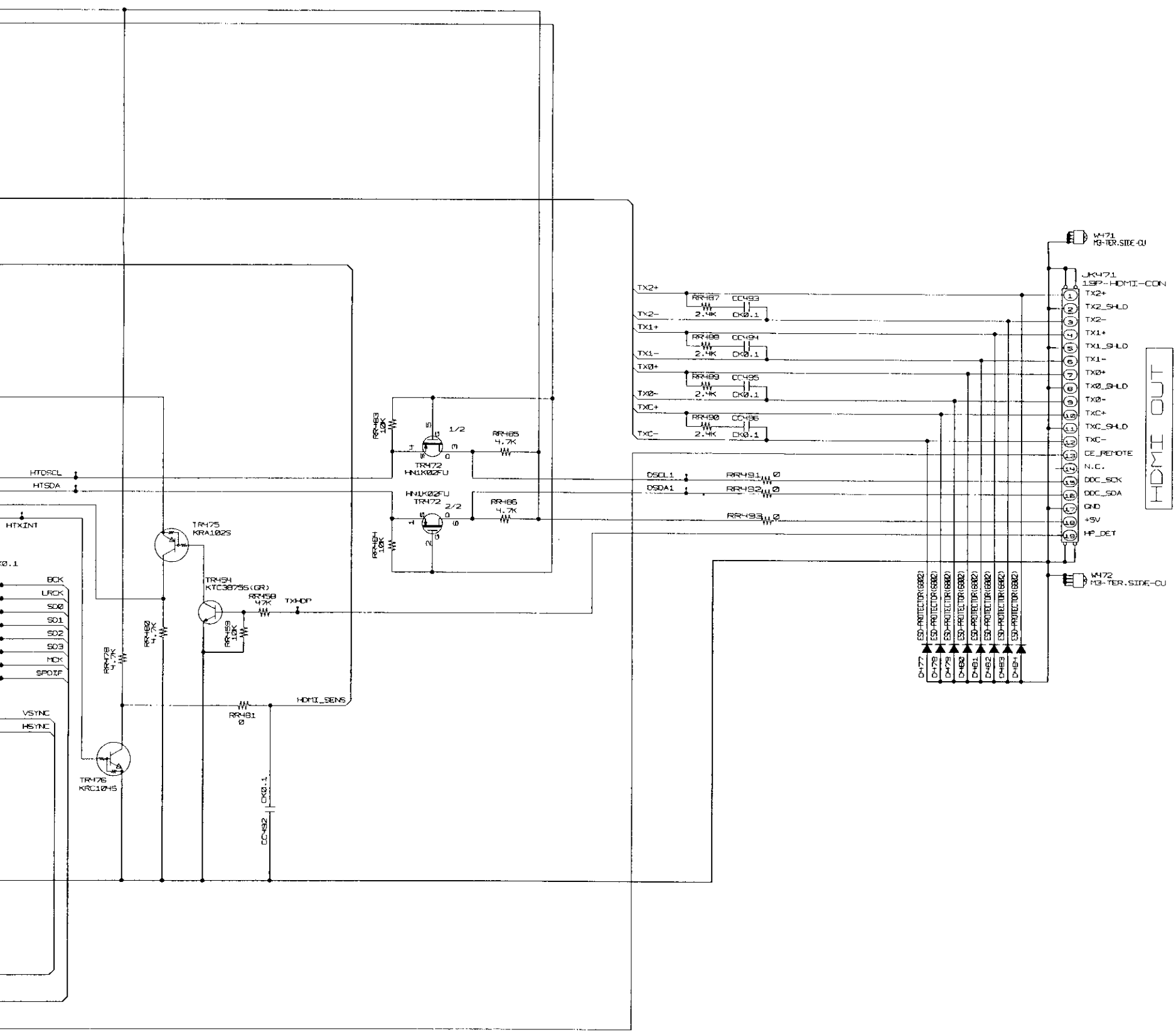
5

6



6 7 8 9 10 11

A  
B  
C  
D  
E  
F  
G  
H

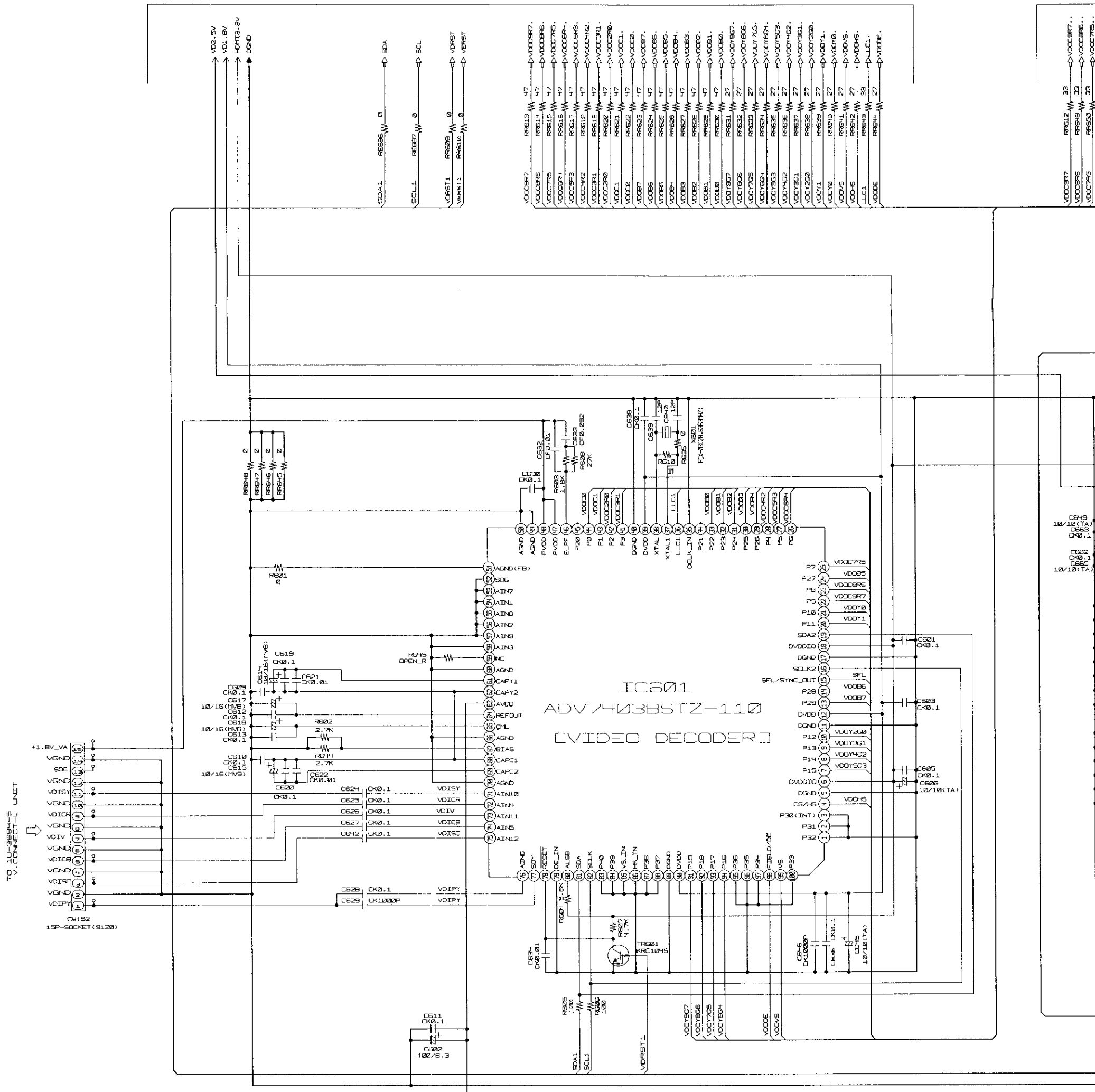


HDMI OUT SECTION(1/1)

SCHEMATIC DIAGRAMS (3/7)  
 1U-3757 D.VIDEO UNIT (3/7)  
 HDMI OUT SECTION(1/1)  
 (For ALL MODEL)

TO BUS SW

TO 1U-3757-1 (6/7)



7

8

9

10

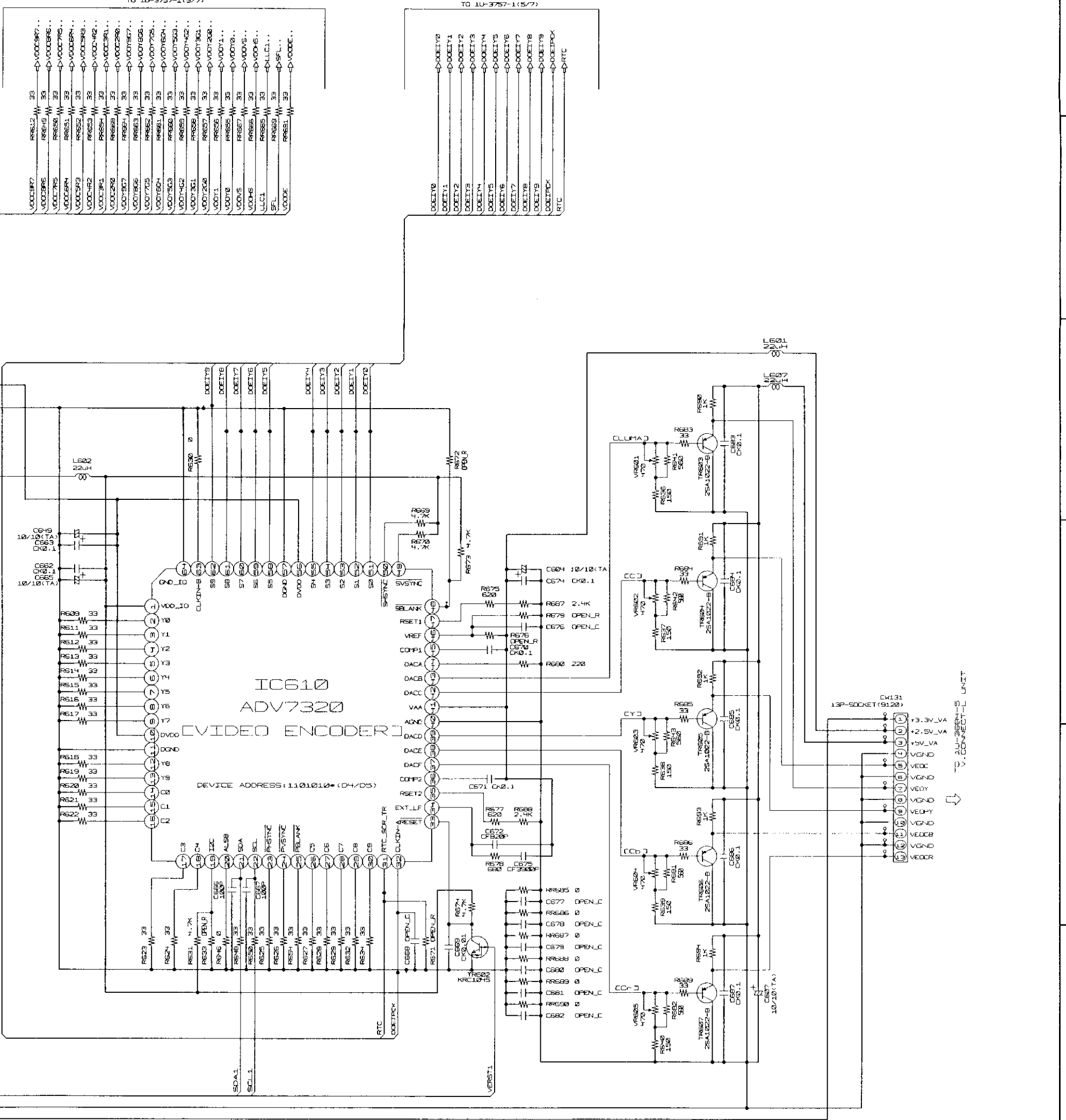
11

TO VPLD

TO 1U-3757-1(5/7)

TO VPLD

TO 1U-3757-1(5/7)



V. CONVERT SECTION (1/1)

SCHEMATIC DIAGRAMS (4/7)

1U-3757 D.VIDEO UNIT (4/7)  
V.CONVERT SECTION(1/1)  
(For ALL MODEL)

A  
B  
C  
D  
E  
F  
G  
H



# SCHEMATIC DIAGRAMS (5/7)

1

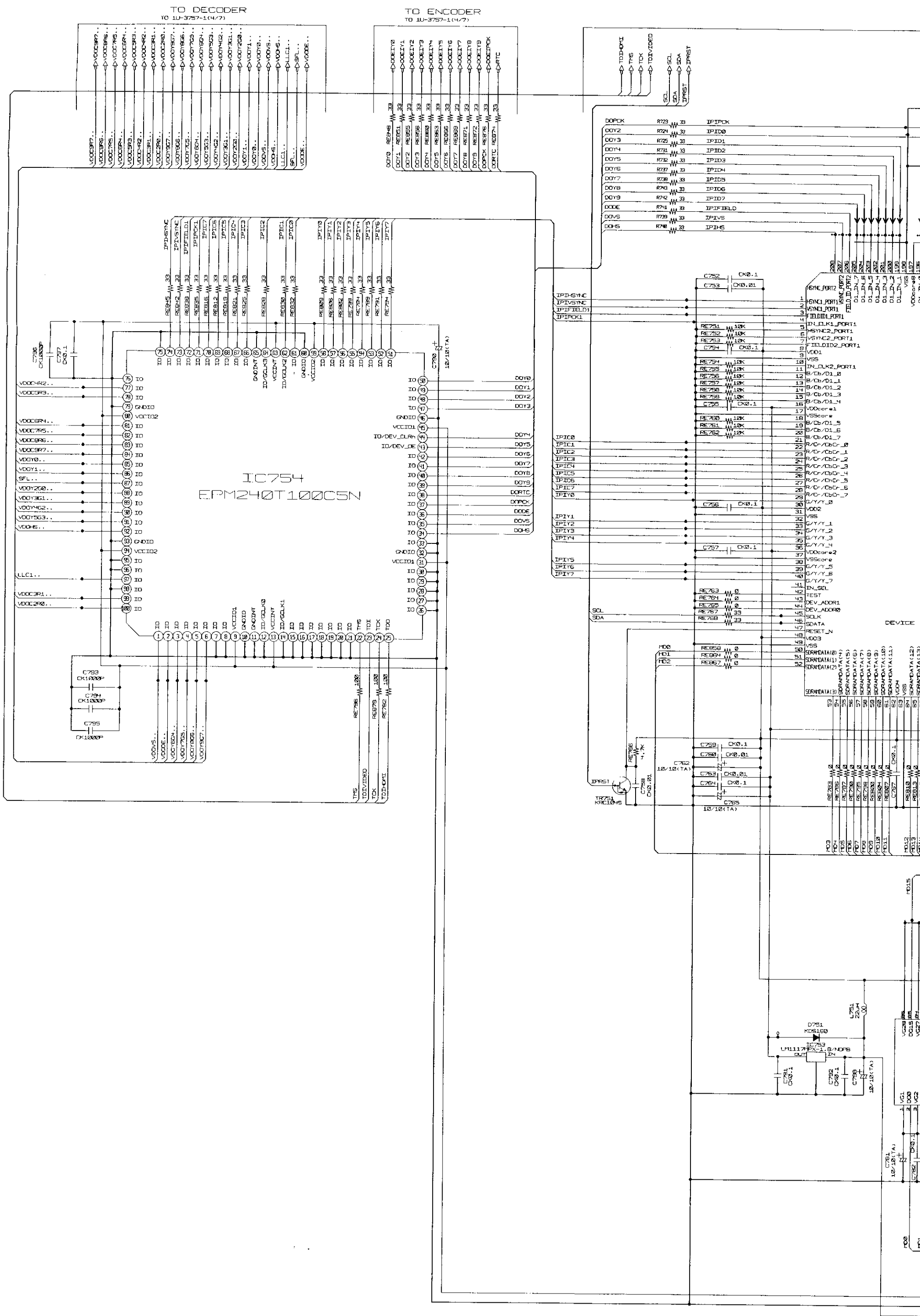
2

3

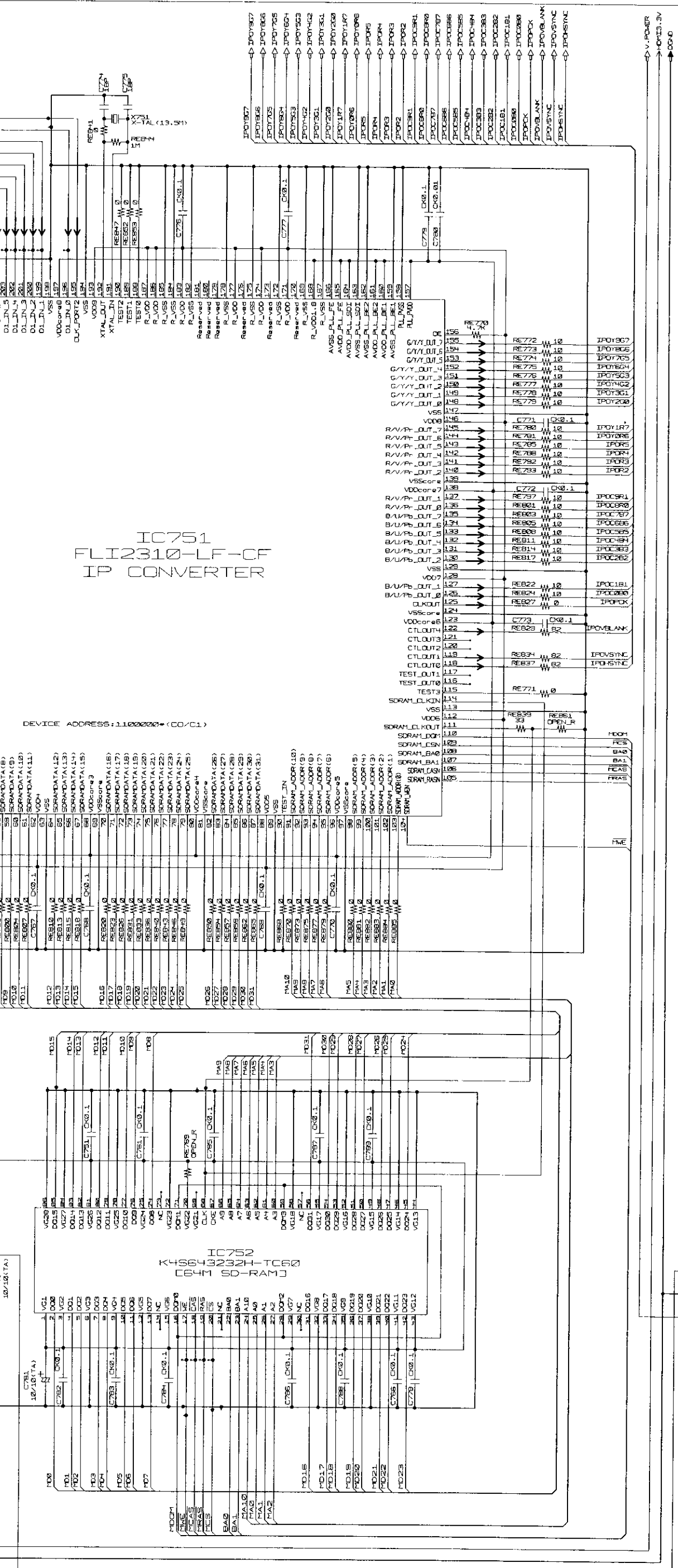
4

5

6



TO BUS SW  
TO 1U-3757-1 (6/7)



I/P CONVERT SECTION

SCHEMATIC DIAGRAMS (5/7)  
1U-3757 D.VIDEO UNIT (5/7)  
I/P CONVERT SECTION(1/1)  
(For ALL MODEL)

A  
B  
C  
D  
E  
F  
G  
H

# SCHEMATIC DIAGRAMS (6/7)

1

2


3

4

5

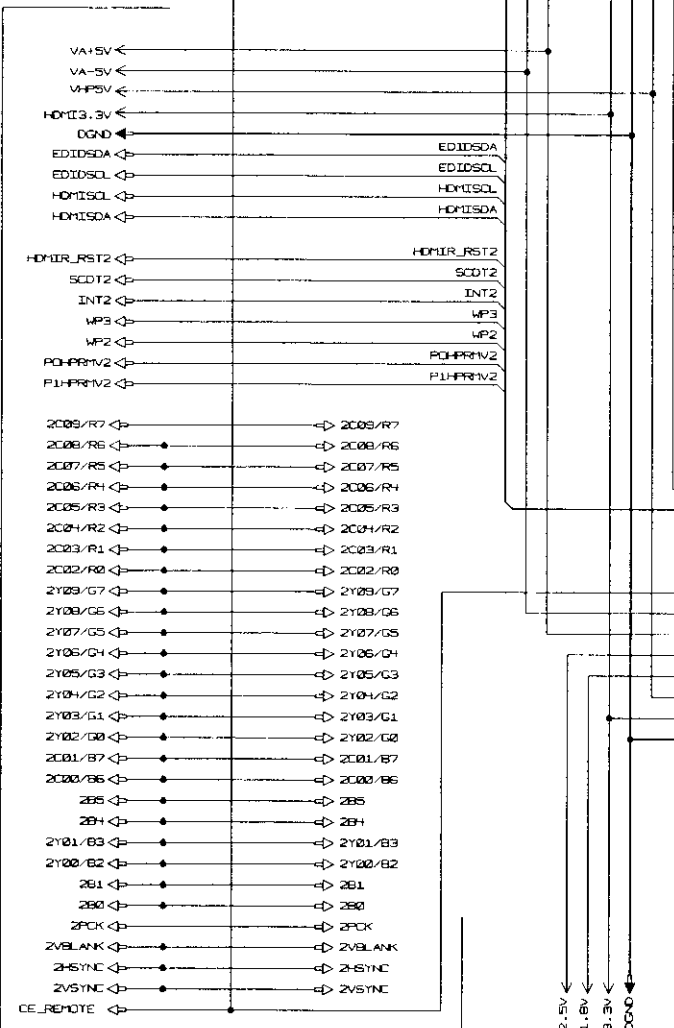
6

TO AUDIOPLD  
TO 1U-3757-1(7/7)



TO HDMI IN1  
TO 1U-3757-1(17/7)

TO HDMI IN2  
TO 1U-3757-1(2/7)

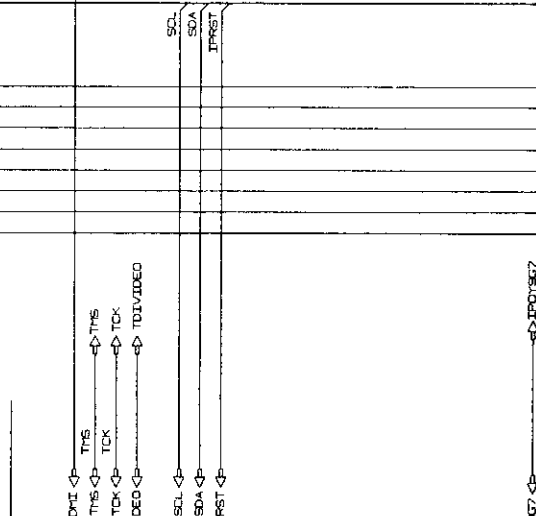


	1	2	3	4	5	6	7	8	9	10	11	12	13	14	15
A1	777 DQND	1004/R2	HDMI3_3V	1007/R5	1008/R7	VDD1906	VDD00E	VDD0503	VDD0200	VDD0Y1	VDD0096	VDD0094	VDD04R2	HDMI3_3V	VDD000
B1	1003/R1	777 DQND	1005/R3	1006/R4	1008/R6	VDD0907	VDD0504	VDD00S	VDD0301	VDD006	VDD0097	VDD0095	VDD0093	VDD001	777 DQND
C1	HDMI3_3V	1002/R0	1000/B6	100	VSEL1	VSEL0	VDD0705	VDD005	VDD0402	VDD007	VDD008	VDD005	VDD002	VDD0090	VDD001
D1	1Y08/G6	1Y08/G7	104	1Y01/B3	VSEL2	NC4	NC37	NC19	NC11	NC14	VDD004	VDD003	VDD000		IP01907
E1	1Y06/G4	1Y07/G5	1Y00/B2	101	NC52	NC44	NC51	NC3	NC15	NC50	NC28	NC40			IP01705
F1	1Y04/G2	1Y05/G3	100	NC36	NC27	NC47	NC31	HDMI3_3V	HDMI3_3V	NC49	NC5	NC42			IP01503
G1	1Y02/G0	1Y03/G1	1001/B7	NC30	NC26	NC22	777 DQND	777 DQND	777 DQND	777 DQND	NC43	NC41	NC20		IP01301
H1	1VBLANK	1VSYNC	1VSYNC	NC17	1PCK	HDMI3_3V	777 DQND	HDMI3_3V	777 DQND	HDMI3_3V	HDMI3_3V	LLC1	NC9		IP01107
J1	2VSYNC	2VSYNC	200	NC34	2PCK	HDMI3_3V	HDMI3_3V	777 DQND	HDMI3_3V	777 DQND	HDMI3_3V	IP0PCK	NC46		IP0095
K1	2VBLANK	2Y09/G7	2002/R0	NC10	NC16	NC23	777 DQND	777 DQND	777 DQND	777 DQND	NC33	NC24	NC29		IP0073
L1	201	2Y00/B2	2003/R1	2004/R2	NC1	TDI	NC12	HDMI3_3V	HDMI3_3V	NC35	NC38	NC32			IP00501
M1	2Y01/B3	204	2005/R3	2006/R4	TDIVIDEO	NC45	NC7	008/R3	006/R4	NC9	NC10	NC21			IP00307
N1	205	2000/B6	2007/R5	TMS	NC6	NC48	NC25	NC13	NC38	NC2	IP0VSYNC	IP0VBLANK			IP00105
P1	HDMI3_3V	2001/B7	TCK	2008/R6	PCK	002/R0	003/R1	004/R2	007/R5	000/R6	008/R7	IP00000	IP00000		IP00000
R1	2Y02/G0	777 DQND	2Y04/G2	2Y05/G3	2Y07/G5	VSYNC	00	Y00/B2	00	000/B6	Y02/G0	Y04/G2	Y05/G4	Y07/G5	777 DQND
T1	777 DQND	2Y03/G1	HDMI3_3V	2Y06/G4	2Y08/G6	VSYNC	VBLANK	001/B3	00	001/B7	Y03/G1	Y05/G3	HDMI3_3V	Y08/G6	

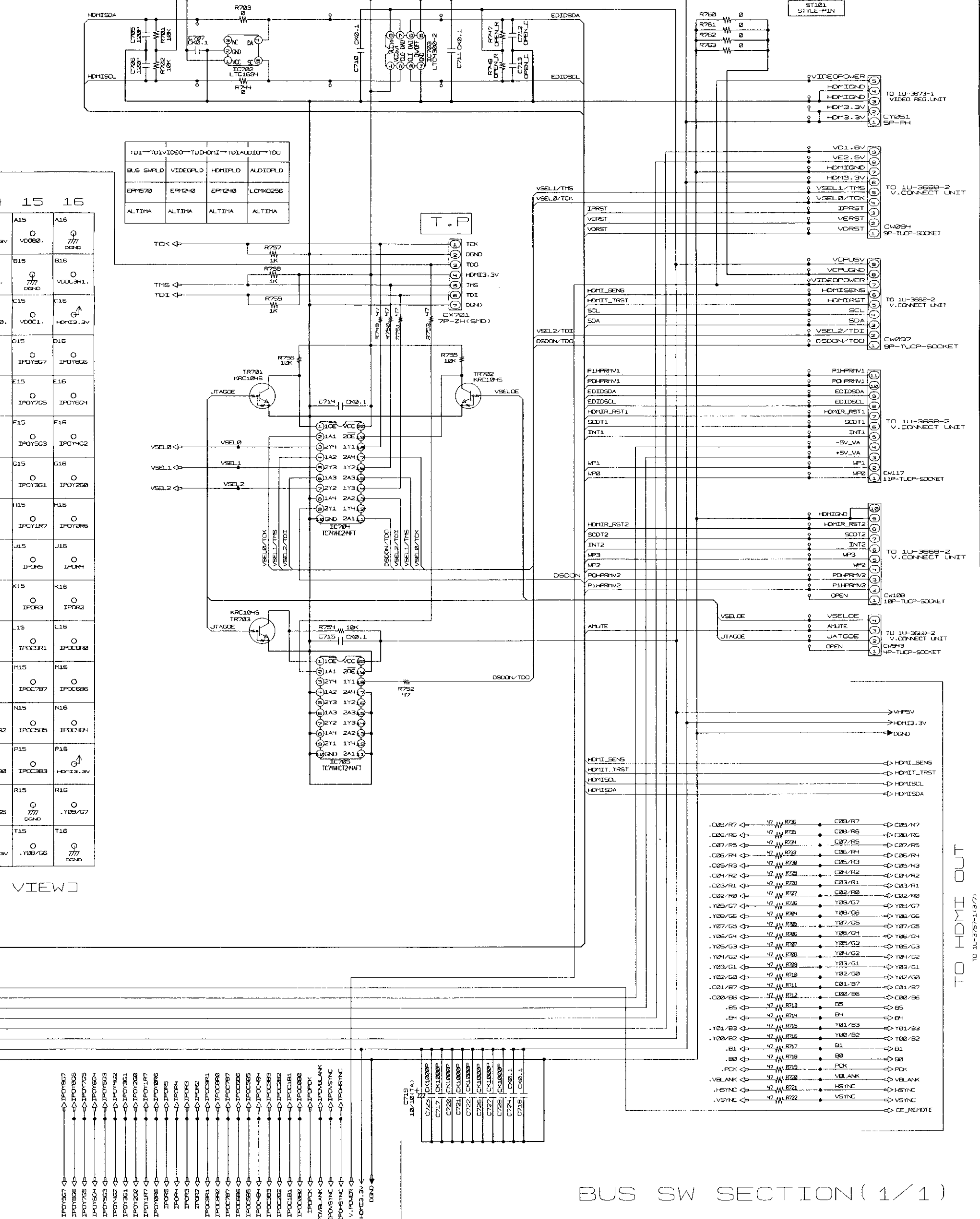
IC701 EPM570F256C5N [TOP VIEW]



TO DECODER  
TO 1U-3757-1(4/7)



TO  
TO 1U-3757-1(5/7)



15 16

A15	A16
V00B0	V00C0
B15	B16
V00C0	V00C0
C15	C16
V00C1	H013.3V
D15	D16
IP01567	IP01606
E15	E16
IP01705	IP01604
F15	F16
IP01563	IP01602
G15	G16
IP01361	IP01200
H15	H16
IP01187	IP01086
J15	J16
IP085	IP084
K15	K16
IP083	IP082
L15	L16
IP0C9R1	IP0C9R0
M15	M16
IP0C787	IP0C686
N15	N16
IP0C565	IP0C464
P15	P16
IP0C383	H013.3V
R15	R16
V00/G7	V00/G7
T15	T16
DGN0	DGN0

VIEW

TO I/P  
TO 1U-3757-1 (5/7)

BUS SW SECTION (1/1)

SCHEMATIC DIAGRAMS (6/7)  
1U-3757 D.VIDEO UNIT (6/7)  
BUS SW SECTION(1/1)  
(For ALL MODEL)

A  
B  
C  
D  
E  
F  
G  
H

# SCHEMATIC DIAGRAMS (7/7)

1

2

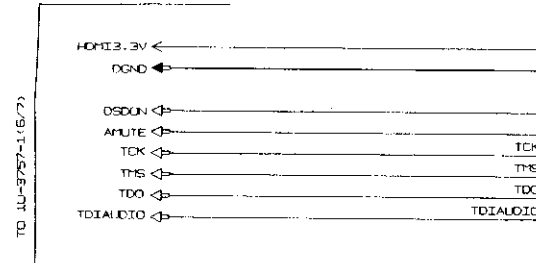
3

4

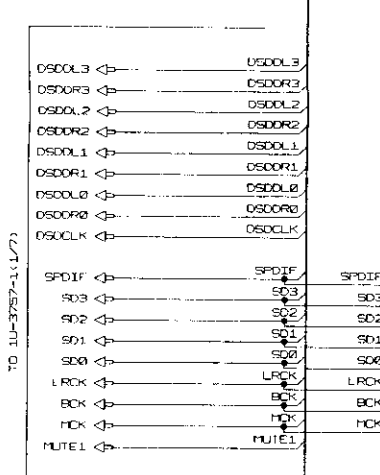
5

6

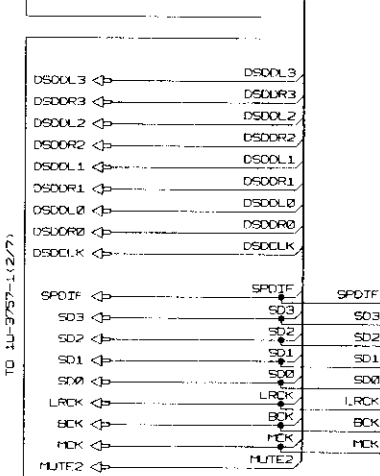
TO BUS SW



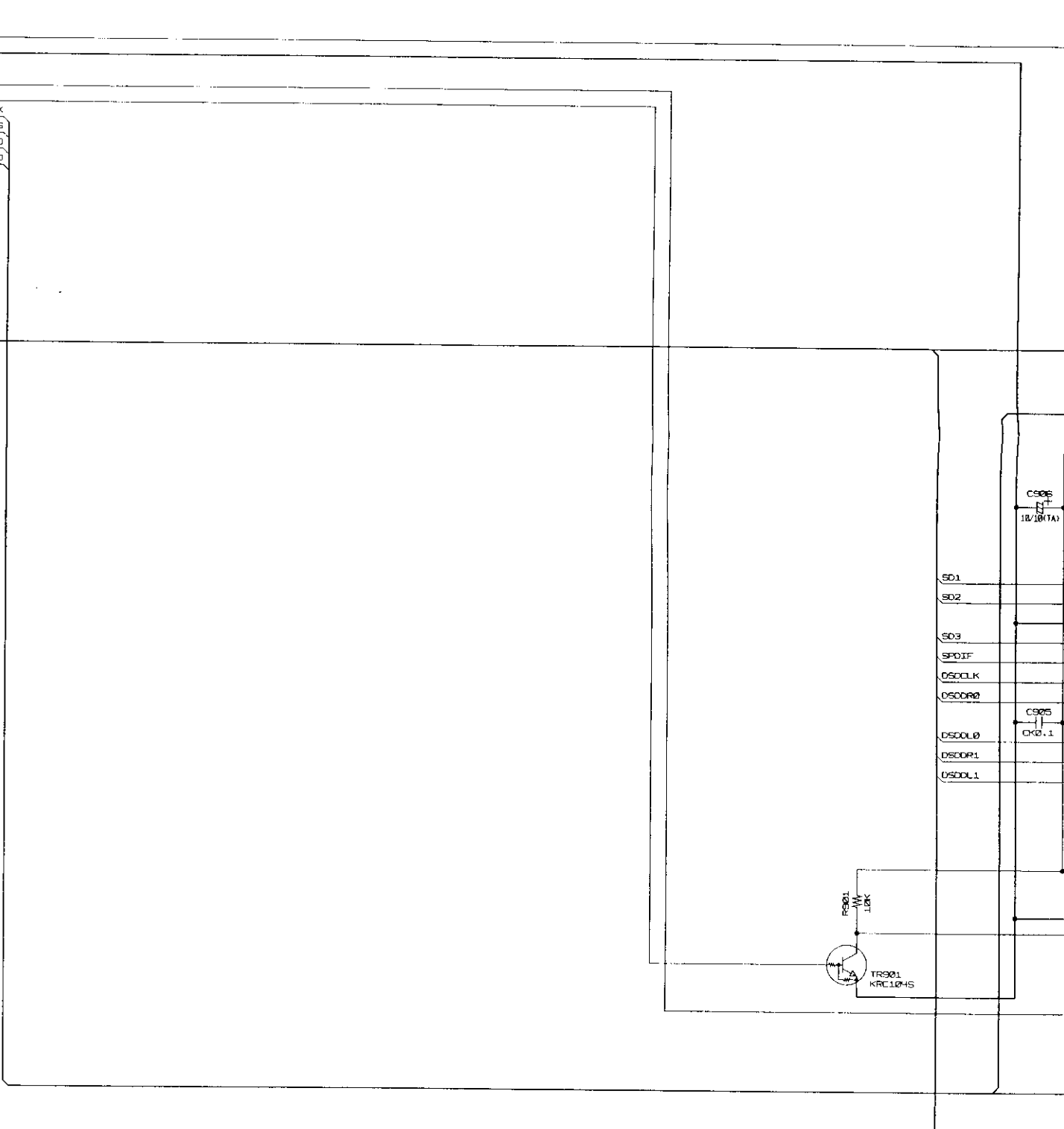
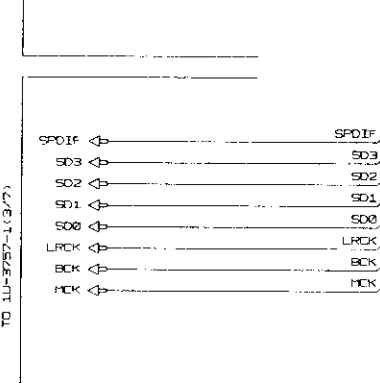
TO HDMI1&2



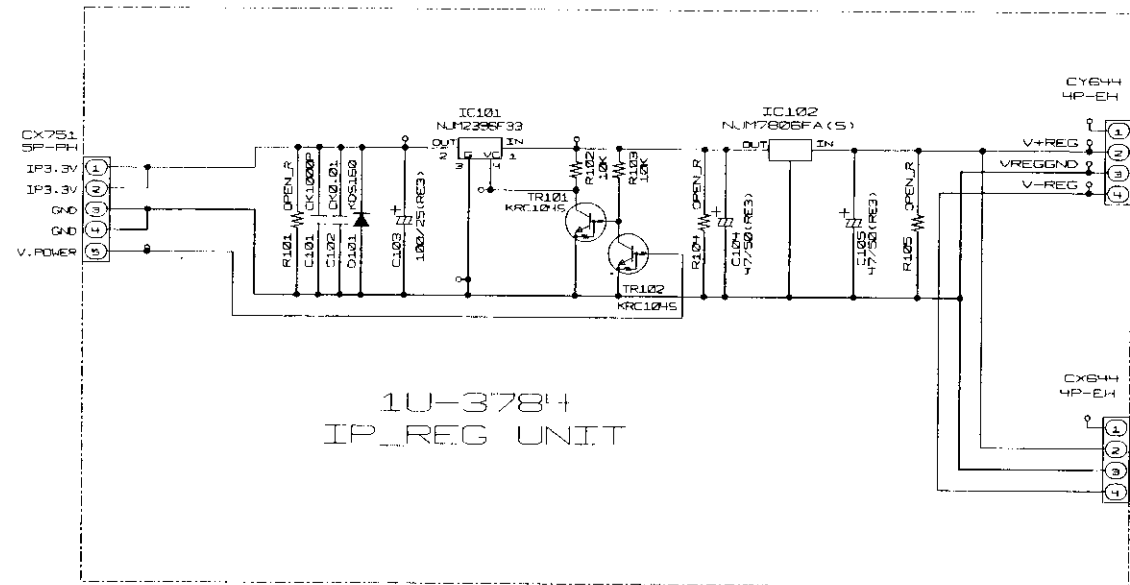
TO HDMI3&4



TO HDMI OUT



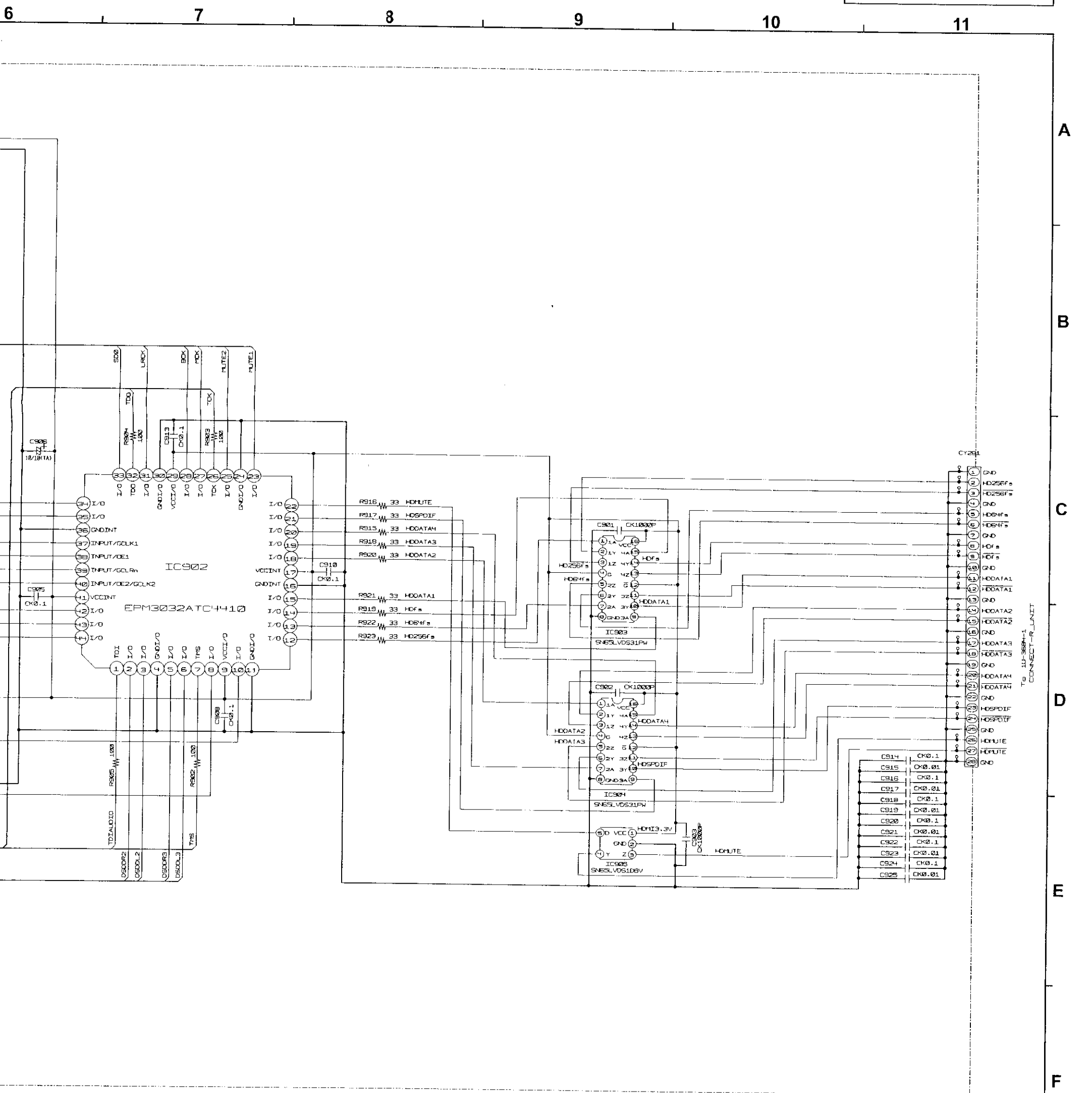
TO 1U-3787-2



1U-3784  
IP\_REG UNIT

TO 1U-3787-2 VIDEO UNIT

TO 1U-3787-2 AMP SUPPLY UNIT



AUDIO PLD SECTION

SCHEMATIC DIAGRAMS (7/7)

1U-3757 D.VIDEO UNIT (7/7)

AUDIO PLD SECTION(1/1)

1U-3784 IP REG. UNIT (1/1)

(For ALL MODEL)