

DENON

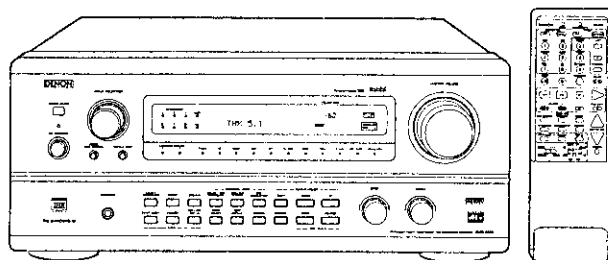
Hi-Fi Component

SERVICE MANUAL

MODEL AVR-4800

MODEL AVC-A10SE

AV SURROUND RECEIVER / AMPLIFIER



— TABLE OF CONTENTS —

SAFETY PRECAUTIONS	2	(3/17) 1U-3275-1 TONE PREOUT UNIT	89
SPECIFICATIONS	2	(4/17) 1U-3288-1 DSP UNIT (1/3)	90
WIRE ARRANGEMENT	3	(5/17) 1U-3288-1 DSP UNIT (2/3)	91
DISASSEMBLY	4-7	(6/17) 1U-3288-1 DSP UNIT (3/3)	92
CLOCK FLOW & WAVE FORM IN DIGITAL BLOCK	8,9	(7/17) 1U-3274-1 D/A UNIT	93
LEVEL DIAGRAMS	10-12	(8/17) 1U-3126-2 AMP UNIT	94
ADJUSTMENT	13,14	(9/17) 1U-3124-2 SP UNIT-1/1U-3124-3 SP UNIT-2	
SEMICONDUCTORS	14-37	1U-3124-4 H/P UNIT	95
PRINTED WIRING BOARDS	38-55	(10/17) 1U-3127-2 DIGI REG UNIT/1U-3127-3 CONNECT UNIT	96
NOTE FOR PARTS LIST	56	(11/17) 1U-3126-3 PRE REG UNIT	96
PARTS LIST OF P.W.B. UNIT ASS'Y	56-81	(12/17) 1U-3128-1 RECTIFIER UNIT/1U-3128-2 PRIMARY UNIT	
EXPLODED VIEW	82	1U-3128-3 COMP UNIT/1U-3128-4 MULTI IR UNIT	97
PARTS LIST OF EXPLODED VIEW	83	(13/17) 1U-3125-1 S-VIDEO UNIT/1U-3125-2 C-VIDEO UNIT	98
PACKING VIEW	84	(14/17) 1U-3125-3 FLD UNIT/1U-3125-4 MASTER VR UNIT	99
PARTS LIST OF PACKING & ACCESSORIES	84	(15/17) 1U-3275-2 TACT SW UNIT/1U-3275-3 REMOCON UNIT	
BLOCK DIAGRAM	85	1U-3275-4 POWER SW UNIT/1U-3275-5 SIGNAL UNIT	
WIRING DIAGRAM	86	1U-3275-6 POWER SW-2 UNIT/1U-3275-7 COAX UNIT ...	100
SCHEMATIC DIAGRAMS	87-102	(16/17) 1U-3127-1 MAIN UNIT	101
(1/17) 1U-3124-1 AUDIO IN UNIT	87	(17/17) 1U-3126-1 TUNER UNIT	102
(2/17) 1U-3254-1 EXT IN, VR UNIT	88		

● Some illustrations using in this service manual are slightly different from the actual set.

NIPPON COLUMBIA CO., LTD.

SAFETY PRECAUTIONS

The following check should be performed for the continued protection of the customer and service technician.

LEAKAGE CURRENT CHECK

Before returning the unit to the customer, make sure you make either (1) a leakage current check or (2) a line to chassis resistance check. If the leakage current exceeds 0.5 milliamps, or if the resistance from chassis to either side of the power cord is less than 460 kohms, the unit is defective.

SPECIFICATIONS

Audio Section

Power Amplifier	Stereo
Rated output: (All properties shown are only for the power amplifier stage.)	(2ch driven): 125 W + 125 W (8 Ω/ohms, 20 Hz ~ 20 kHz with 0.05 % T.H.D.) 130 W + 130 W (8 Ω/ohms, 1 kHz with 0.7 % T.H.D.) Surround: 125 W x 5 ch (8 Ω/ohms, 1 kHz with 0.7 % T.H.D.)
Dynamic Power:	170 W x 2 ch (8 Ω/ohms), 270 W x 2 ch (4 Ω/ohms), 350 W x 2 ch (2 Ω/ohms)
Output terminals:	Front/Center: 6 - 16 Ω/ohms Surround: A or B 6 - 16 Ω/ohms, A + B 8 - 16 Ω/ohms

Analog

Input sensitivity/Input Impedance:	200 mV/47 kΩ/ohms
Frequency response:	10 Hz - 100 kHz: +0, -3 dB (DIRECT mode)
S/N:	105 dB (DIRECT mode)
Distortion:	0.005 % (20 Hz ~ 20 kHz)(DIRECT mode)
Rated output/Maximum output:	1.2 V/8 V

Digital

D/A output:	Rated output - 2 V (at 0 dB playback) Total harmonic distortion - 0.005 % (1 kHz, at 0 dB) S/N ratio - 105 dB Dynamic range - 96 dB
Digital Input:	Format - Digital audio interface

Phono equalizer (PHONO Input-REC OUT)

Input sensitivity:	2.5 mV
RIAA deviation:	±1 dB (20 Hz ~ 20 kHz)
Signal-to-noise ratio:	74 dB (A weighting, with 5 mV input)
Rated output/Maximum output:	150 mV/8 V
Distortion:	0.03 % (1 kHz, 3 V)

Video Section

Standard Video Jacks

Input/output level and impedance:	1 Vp-p, 75 Ω/ohms
Frequency response:	5 Hz - 10 MHz: +0, -3 dB

S-Video Jacks

Input/output level and impedance:	Y (brightness) signal - 1 Vp-p, 75 Ω/ohms C (color) signal - 0.286 Vp-p, 75 Ω/ohms
Frequency response:	5 Hz - 10 MHz: +0, -3 dB

Color component video terminal

Input/output level and impedance:	Y (brightness) signal - 1 Vp-p, 75 Ω/ohms Cb (blue) signal - 0.7 Vp-p, 75 Ω/ohms Cr (red) signal - 0.7 Vp-p, 75 Ω/ohms
Frequency response:	5 Hz - 20 MHz: +0, -3 dB

Tuner section (AVR-4800 only)

Receiving range:	[FM] (note: μV at 75 Ω/ohms, 0 dBf = 1×10^{-11} W), [AM] 87.5 MHz-107.9 MHz(U.S.A. and Canada models), 87.5 MHz-106.0 MHz(Europe, Asia, China and Taiwan R.O.C. models) 520 kHz-1710 kHz(U.S.A. and Canada models), 522kHz-1611 kHz(Europe, Asia, China and Taiwan R.O.C. models)
Usable sensitivity:	1.0 μV (11.2 dBf) 19μV
50 dB quieting sensitivity:	MONO: 1.5 μV (15.3 dBf) STEREO: 23 μV (38.5 dBf)
Signal-to-noise ratio(IHF-A):	MONO: 80 dB STEREO: 75 dB
Total harmonic distortion(at 1kHz):	MONO: 0.15 % STEREO: 0.3 %

General

Power supply:	AC120 V, 60 Hz (U.S.A., Canada and Taiwan R.O.C. models) AC230 V, 50 Hz (Europe model), AC220 V, 50 Hz (China model)
Power Consumption:	10.9 A (U.S.A. and Canada models), 690 W (Europe, Asia and China models), 620W (Taiwan R.O.C. model)
Maximum external dimensions:	434 (W) x 181 (H) x 494 (D) mm (17-3/32" x 7-1/8" x 19-29/64")
Mass:	21.5 kg (47 lbs, 6 oz)

Remote control unit (RC-869)


Batteries:	R6P/AA Type (two batteries)
External dimensions:	70(W) x 215 (H) x 24 (D) mm (2-3/4" x 8-15/32" x 15/16")
Mass:	200 g (Approx. 7 oz) (including batteries)

*For purposes of improvement, specification and design are subject to change without notice.

WIRE ARRANGEMENT

If wire bundles are untied or moved to perform adjustment or parts replacement etc., be sure to rearrange them neatly as they were originally bundled or placed afterward. Otherwise, incorrect arrangement can be a cause of noise generation.

Wire arrangement viewed from the top



Note:

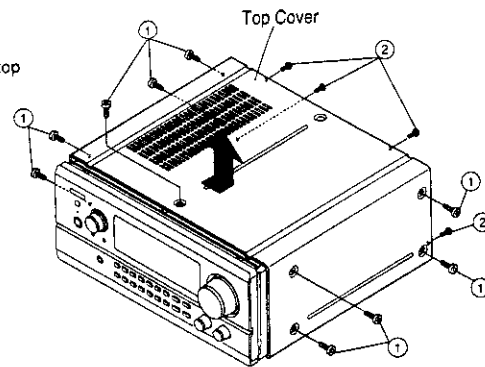
To avoid touching to the primary circuit, be sure to pass through 3 ribbon wires arranged by the Back Panel (wires connecting to the Comp. Video P.W.B., Multi IR P.W.B., and SP 1 P.W.B.) on the component side of the Multi IR P.W.B.

DISASSEMBLY

(Follow the procedure below in reverse order when reassembling)

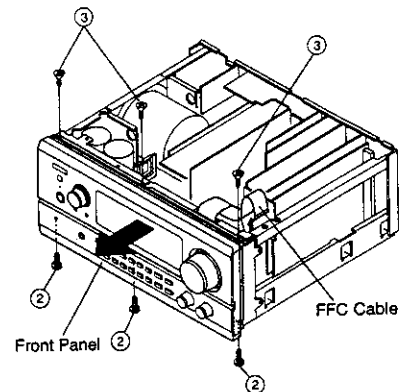
Top Cover

- (1) Remove 9 screws ① on both sides and on the top.
- (2) Remove 4 screws ② on the rear and detach the top cover by sliding to the arrow direction.



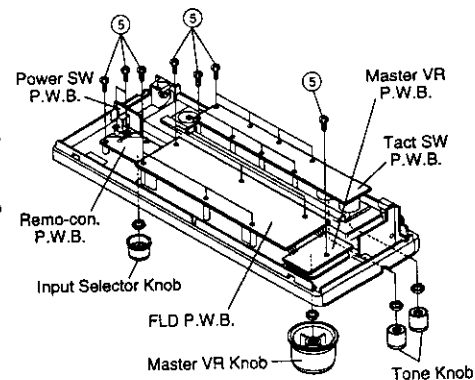
Front Panel

- (1) Disconnect the FFC from its connector.
- (2) Remove 3 screws ② and 3 screws ③ fixing the front panel at its top and bottom edges, then detach it to the arrow direction.



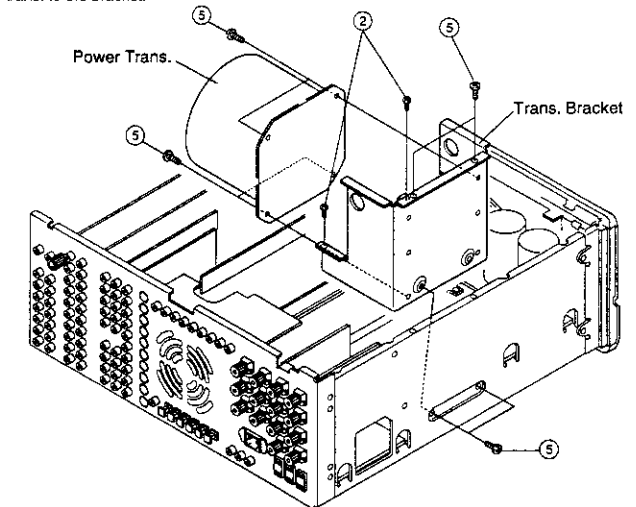
P.W.B.'s on Front Panel

- (1) FLD, Master VR P.W.B.
Remove 7 screws ⑤ after taking off the nut and knob for the master volume.
- (2) Tact SW P.W.B.
Remove 8 screws ⑤ after taking off the nuts and knobs for the tone volumes.
- (3) Remo-con. P.W.B.
Remove 2 screws ⑤ after taking off the nut and knob for the input selector.
- (4) Power SW P.W.B.
Remove 2 screws ⑤.



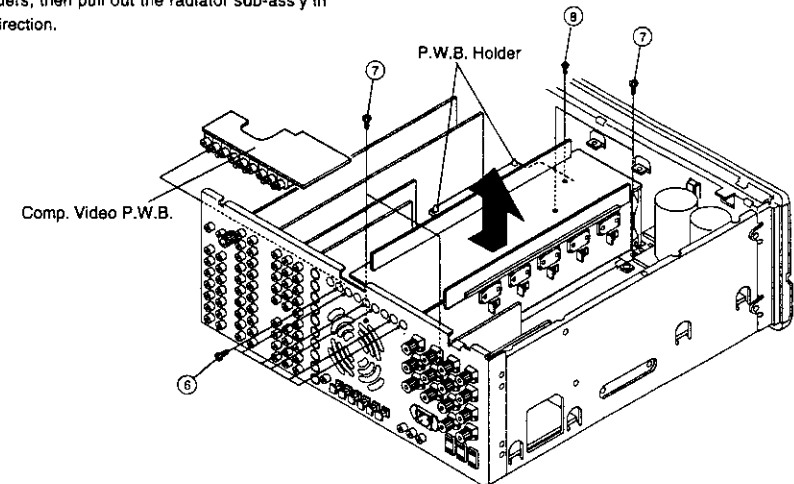
Power Trans.

- (1) Remove 4 screws ⑤ and 2 screws ② fixing the trans. bracket to the chassis.
- (2) Pull out the power trans. upward.
- (3) Remove 4 screws ⑤ fixing the power trans. to the bracket.



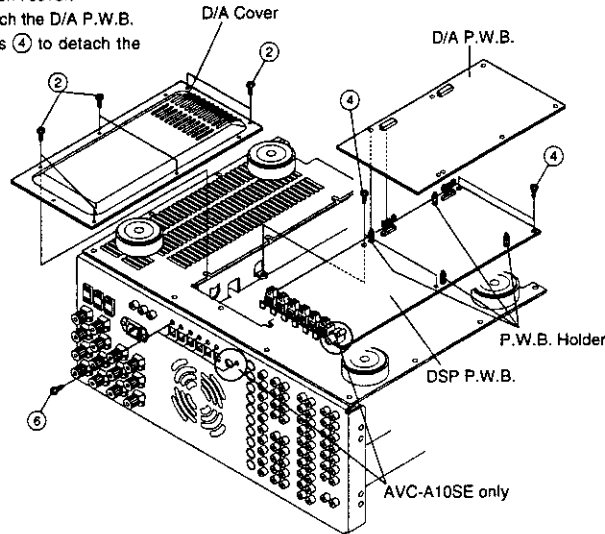
Power Radiator Unit

- (1) Remove 6 screws ⑥ to detach the comp. video P.W.B.
- (2) Remove 4 screws ⑦ and 1 screw ⑧, and release 2 P.W.B. holders, then pull out the radiator sub-ass'y in the arrow direction.



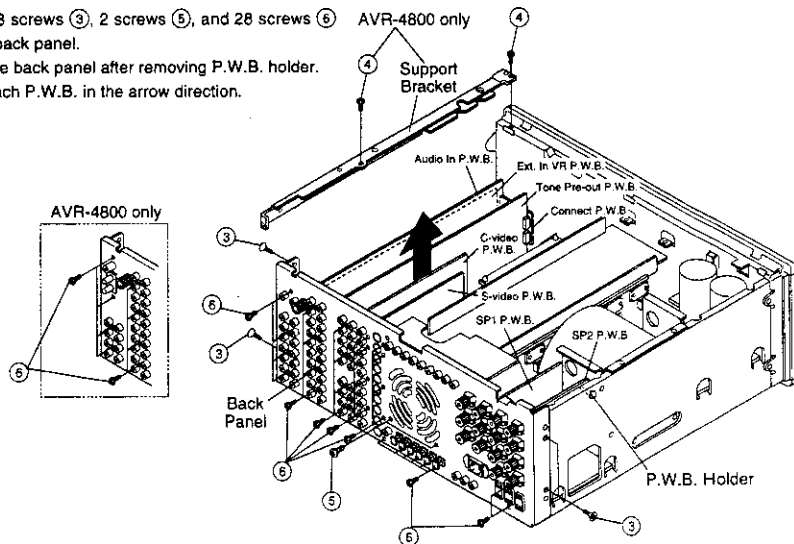
DSP, D/A P.W.B.

- (1) Remove 6 screws ② to detach the D/A cover.
- (2) Release 4 P.W.B. holders, and detach the D/A P.W.B.
- (3) Remove 7 screws ⑥ and 4 screws ④ to detach the DSP P.W.B.



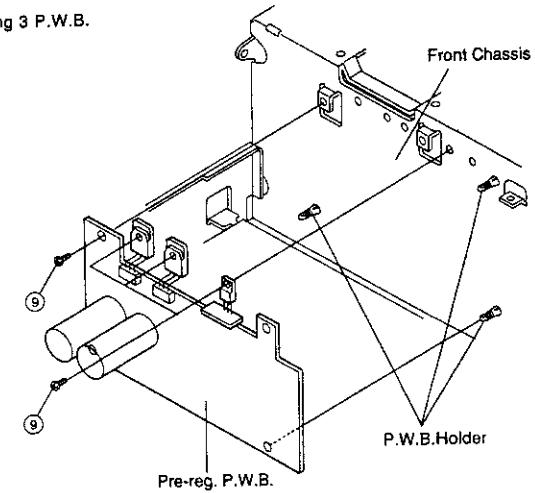
P.W.B.'s on Back Panel

- (1) Remove 1 screw ③ and 2 screws ④ fixing support bracket.
- (2) Remove 3 screws ③, 2 screws ⑤, and 28 screws ⑥ from the back panel.
- (3) Detach the back panel after removing P.W.B. holder.
- (4) Pull up each P.W.B. in the arrow direction.



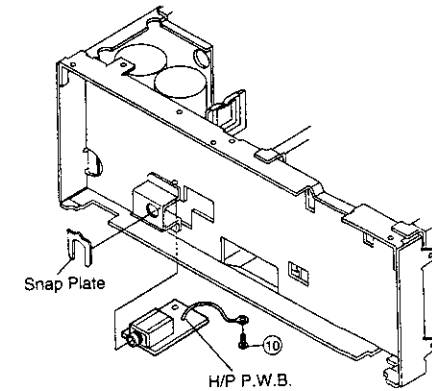
Pre-reg. P.W.B.

- (1) Remove 4 screws ⑨ fixing the Pre-reg. P.W.B. and transistors.
- (2) Detach the Pre-reg. P.W.B. after releasing 3 P.W.B. holders.



H/P P.W.B.

- (1) Remove the bottom cover.
- (2) Remove 1 screw ⑩ fixing the wire from the H/P P.W.B.
- (3) Remove the snap plate to detach the H/P P.W.B.

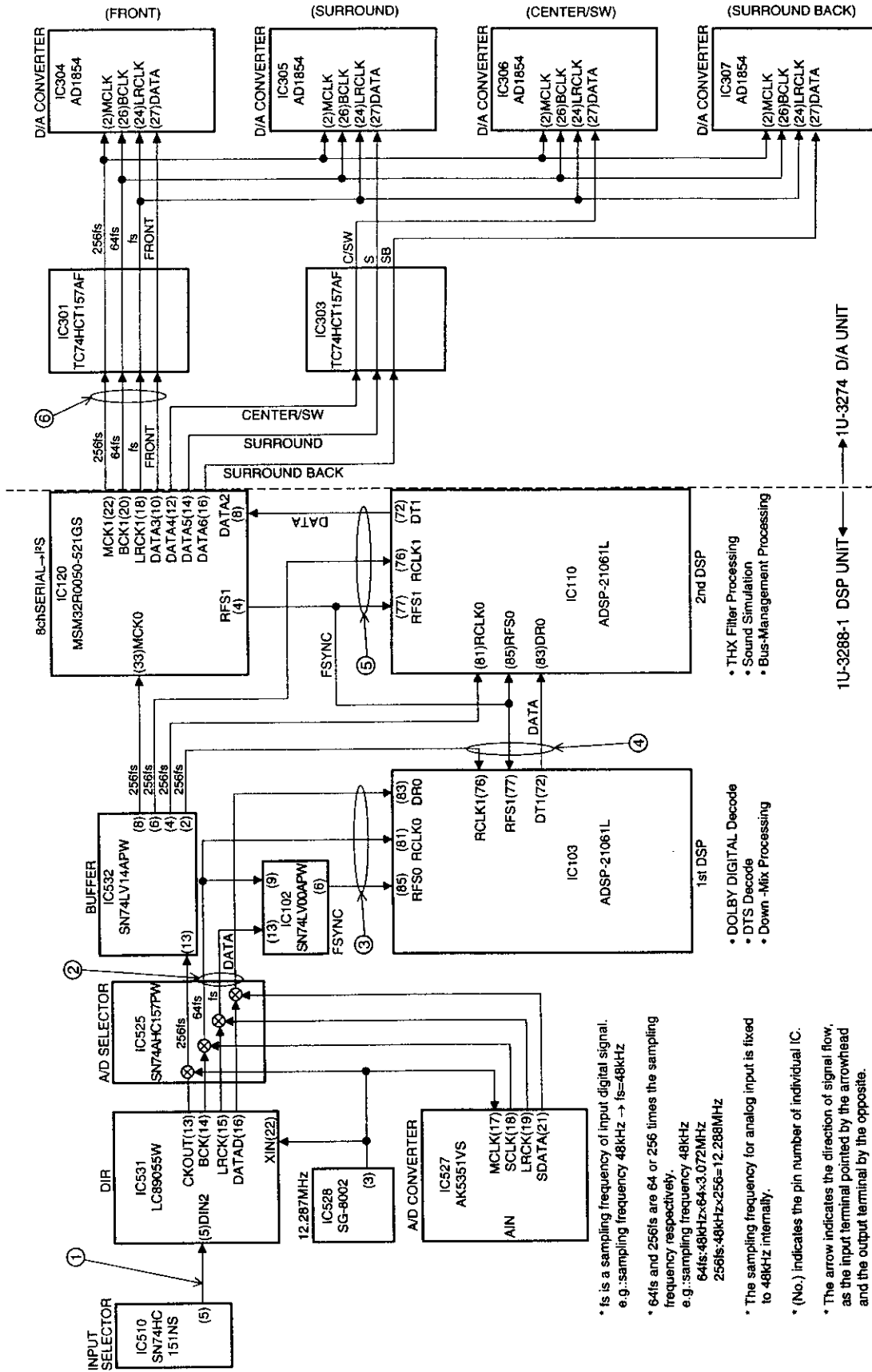


CAUTION:

- Do not detach the back panel when placing the unit other than normal position for servicing.
- Be careful not to give any stress when the unit is placed in the bottom down position with its cover removed, as the capacitors on D/A P.W.B. (1U-3274-1) and holders on Main P.W.B. (1U-3127-1) are come to be protruded from the bottom level.

CLOCK FLOW & WAVE FORM IN DIGITAL BLOCK

Clock Flow



- THX Filter Processing
- Sound Simulation
- Bus-Management Processing

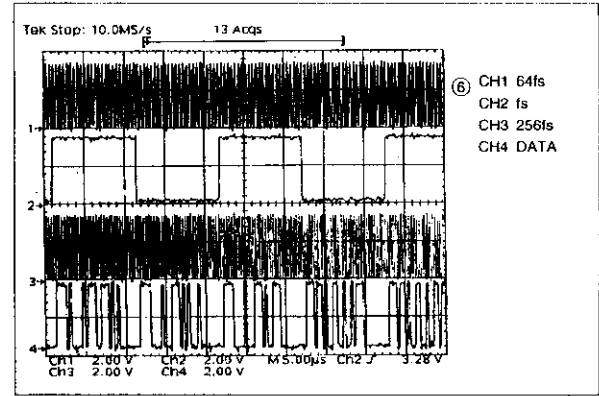
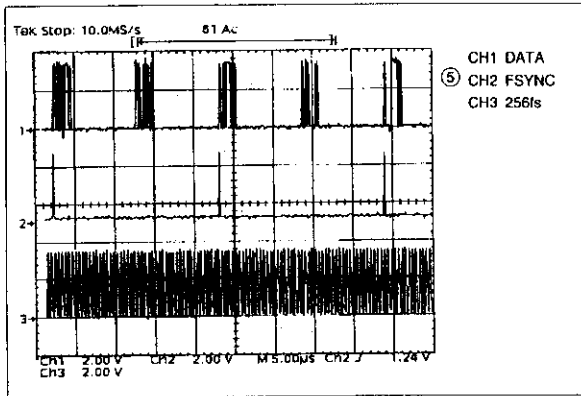
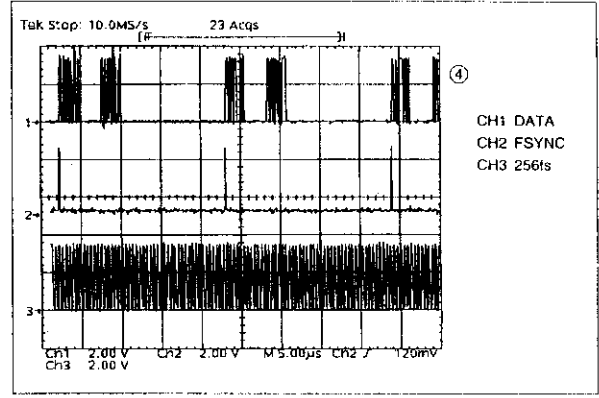
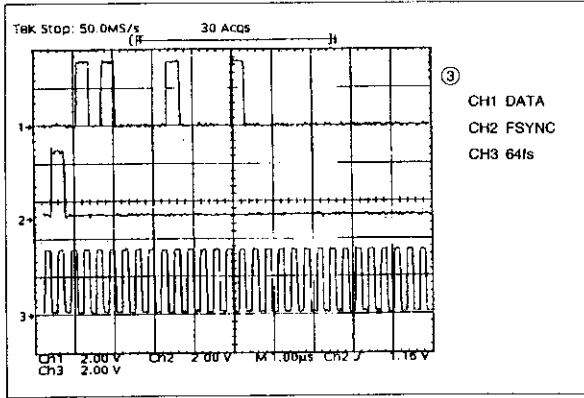
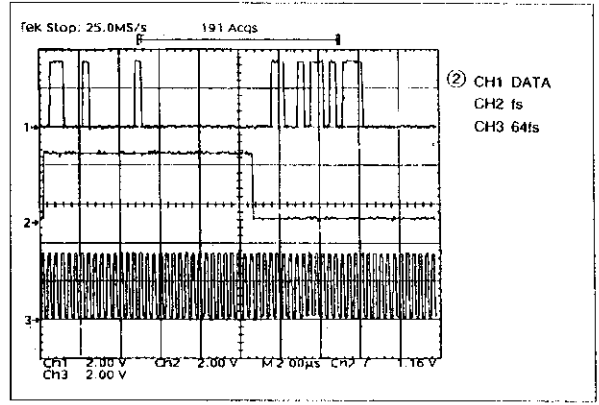
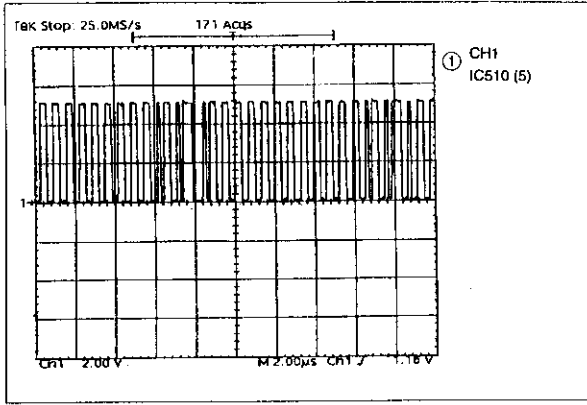
- DOLBY DIGITAL Decode
- DTS Decode
- Down-Mix Processing

* fs is a sampling frequency of input digital signal.
 e.g.: sampling frequency 48kHz → fs=48kHz
 * 64fs and 256fs are 64 or 256 times the sampling frequency respectively.
 e.g.: sampling frequency 48kHz
 64fs: 48kHz×64=3.072MHz
 256fs: 48kHz×256=12.288MHz

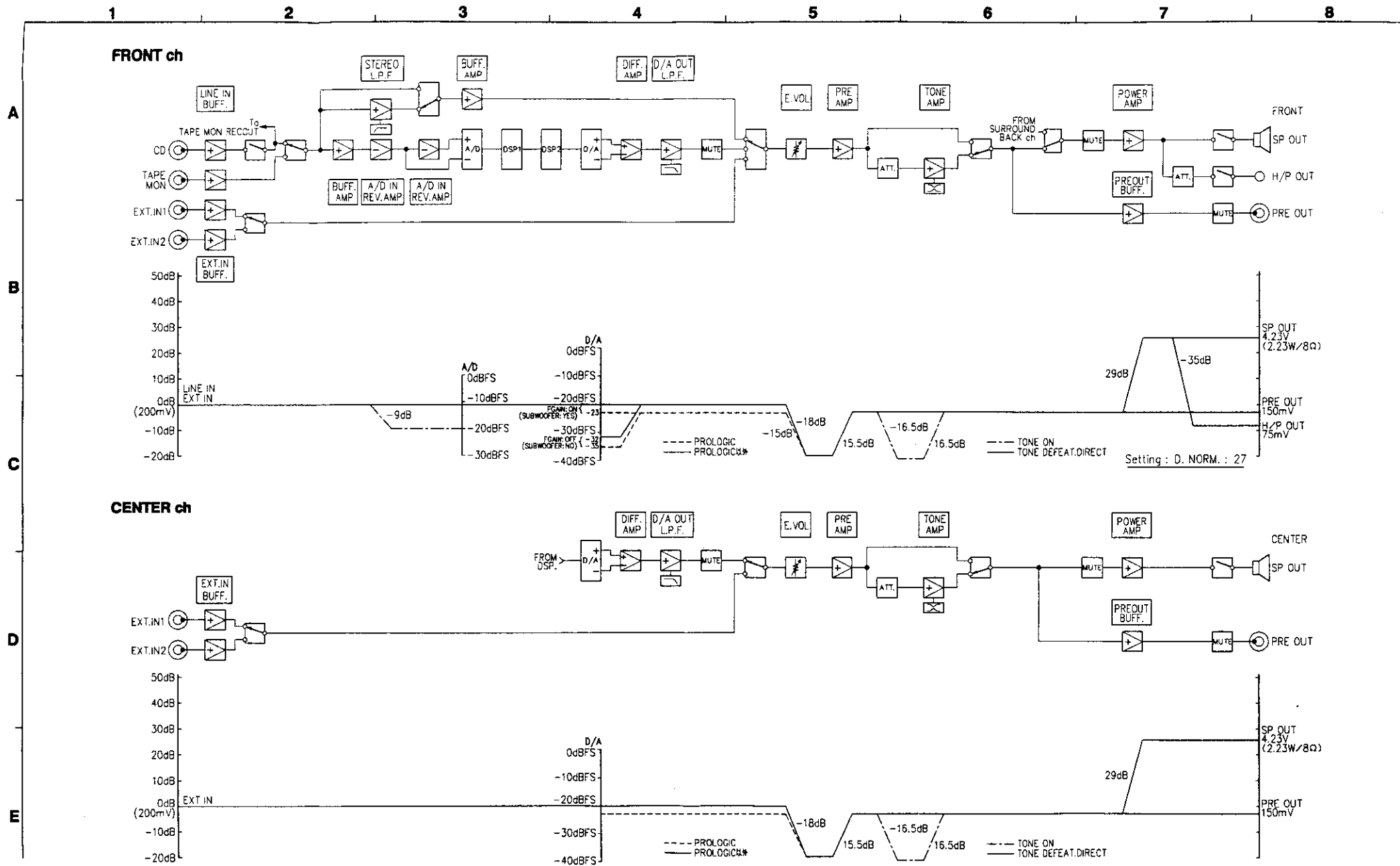
* The sampling frequency for analog input is fixed to 48kHz internally.

* (No.) indicates the pin number of individual IC.

* The arrow indicates the direction of signal flow, as the input terminal pointed by the arrowhead and the output terminal by the opposite.

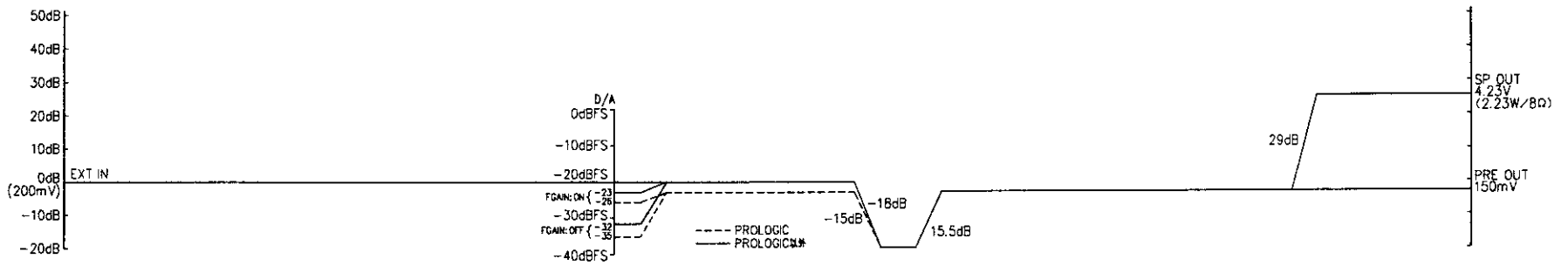
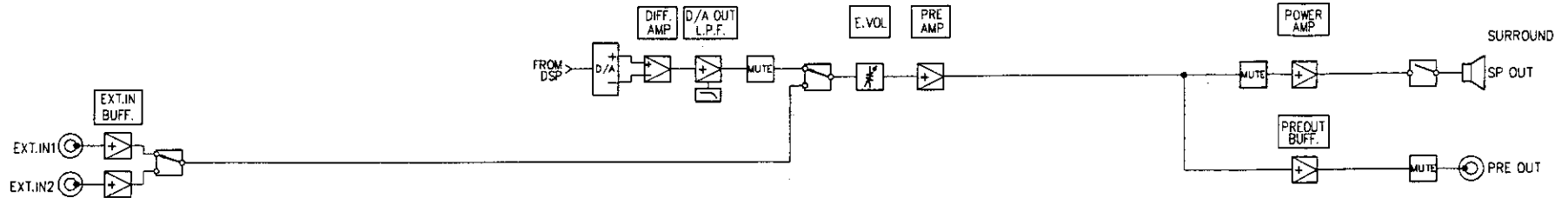


LEVEL DIAGRAMS

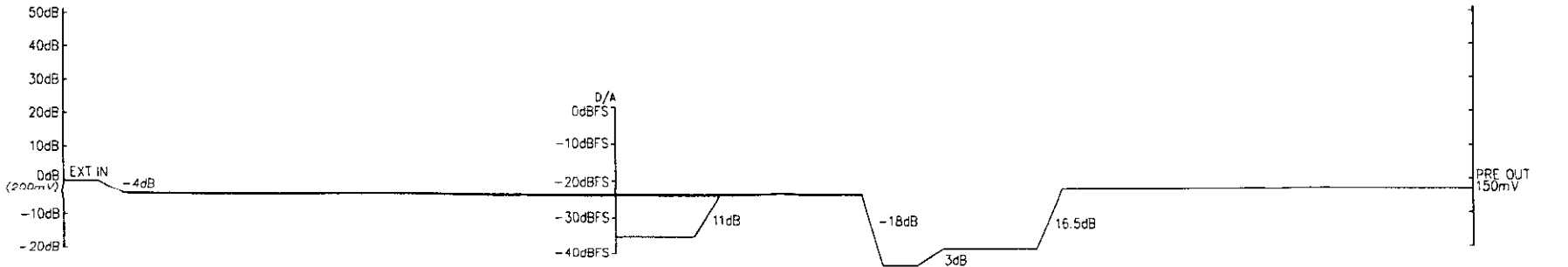
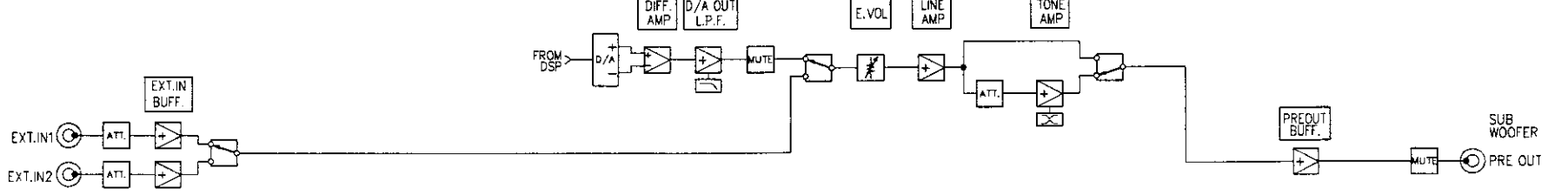


1 2 3 4 5 6 7 8

SURROUND ch



SUB-WOOFER ch



A

B

C

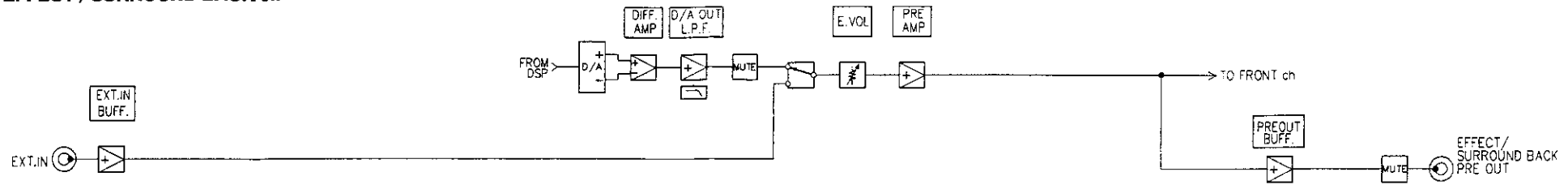
D

E

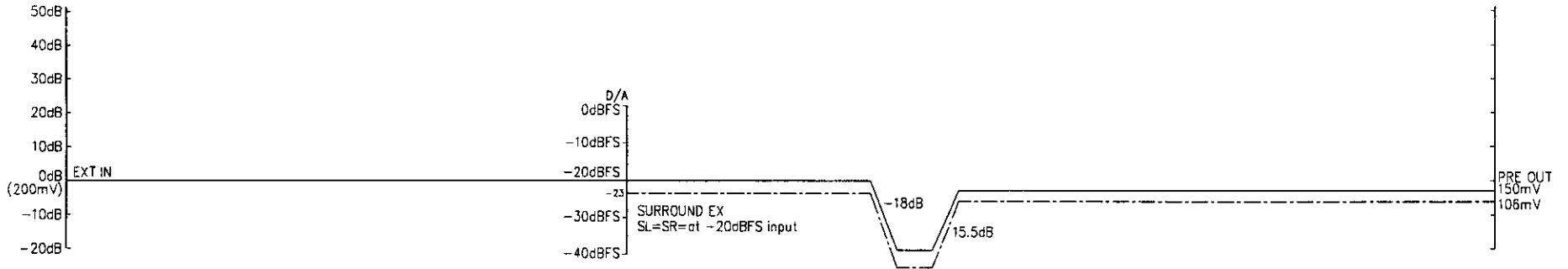
1 2 3 4 5 6 7 8

EFFECT / SURROUND BACK ch

A



B



C

D

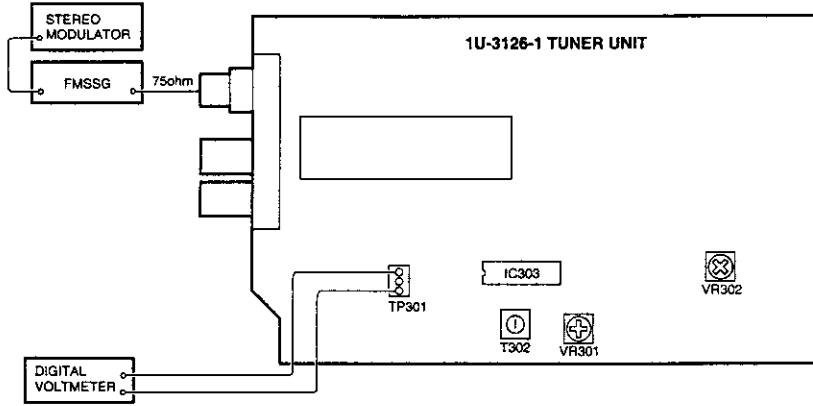
E

ADJUSTMENT

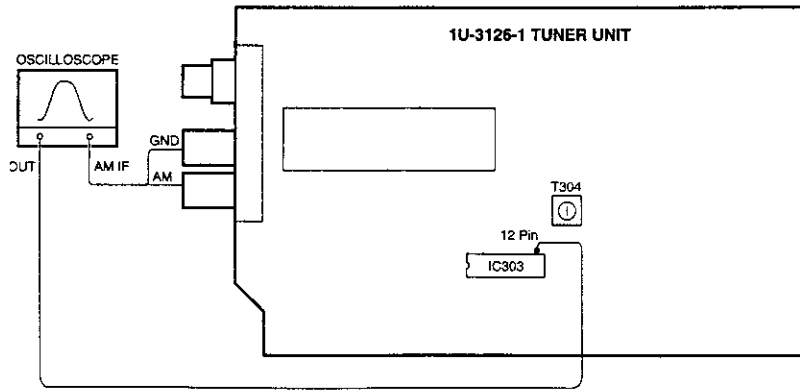
Tuner Section (AVR-4800 only)

CONNECTION DIAGRAM OF MEASURING INSTRUMENTS

● FM



● AM



FM/MPX ALIGNMENT

Step	Alignment Item	Tuning Frequency Setting	Input			Output			Adjust	Remarks			
			Type	Frequency	Input Level	Modulation	Coupling	Type			Connect to	Points	Adjust to
1	Tuning Center	98.1 MHz	FM SSG	98.1 MHz	60 dBμ	None	Antenna Terminal	Antenna Terminal	Digital Voltmeter	TP301	T302	± 50mV	Function : FM Mode : Auto
2	Separation	98.1 MHz	FM SSG	98.1 MHz	60 dBμ	Stereo (L) 1kHz 100%	Antenna Terminal	Antenna Terminal	AC Voltmeter	AUDIO OUT Terminal (R)	VR302	Maximum Separation	—
3	Signal Level	98.1 MHz	FM SSG	98.1 MHz	20 dBμ	Off	Antenna Terminal	Antenna Terminal	—	—	VR301	Light "TUNED" FLD Character	—

AM ALIGNMENT

Step	Alignment Item	Frequency	Input	Output			Remarks
				Type	Connect to	Points	
1	IF	—	IF SWEEP (Input level is not over to work A.G.C.)	Oscilloscope	IC303 12Pin	T304	Maximum height and best symmetry curve

Audio Section

Idling Current (1U-3126-2)

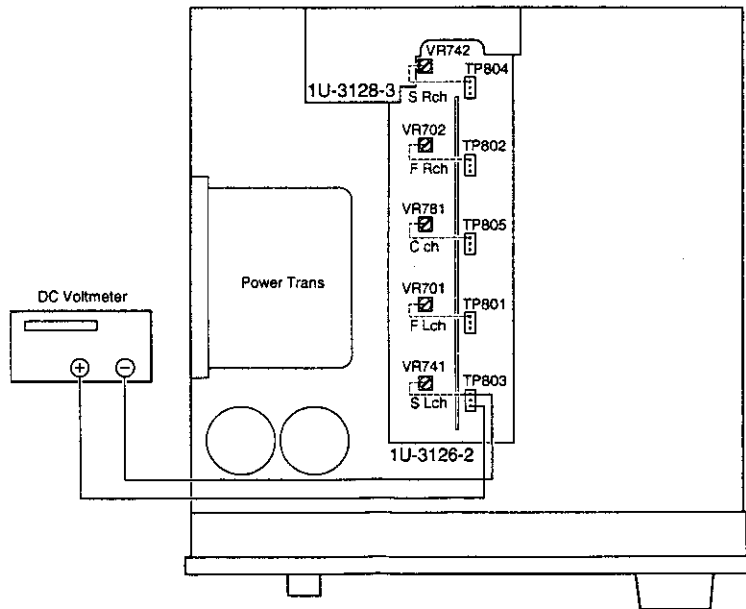
Required measurement equipment : DC Voltmeter

Preparation

- (1) Avoid direct blow from an air conditioner or an electric fan, and adjust the unit at normal room temperature 15 °C ~ 30 °C (59 °F ~ 86 °F).
- (2) Presetting
 - POWER (Power source switch) → OFF
 - SPEAKER (Speaker terminal) → No load (Do not connect speaker, dummy resistor, etc.)

Adjustment

- (1) Remove top cover and set VR701, VR702, VR781, VR741, VR742, on 1U-3126-2 (Amp. Unit) at full counterclockwise (◯) position.
- (2) Connect DC Voltmeter to test points (FRONT-Lch: TP801, FRONT-Rch: TP802, CENTER ch: TP805, SURROUND-Lch: TP803, SURROUND-Rch: TP804).
- (3) Connect power cord to AC Line, and turn power switch "ON".
- (4) Presetting.
 - MASTER VOLUME : "----" counterclockwise (◯ min.)
 - MODE : 5CH STEREO
 - FUNCTION : CD
- (5) Within 2 minutes after the power on, turn VR701 clockwise (◯) to adjust the TEST POINT voltage to 1.5 mV ±0.5 mV DC.
- (6) After 10 minutes from the preset above, turn VR701 to set the voltage to 3 mV ±0.5 mV DC.
- (7) Adjust the Variable Resistors of other channels in the same way.

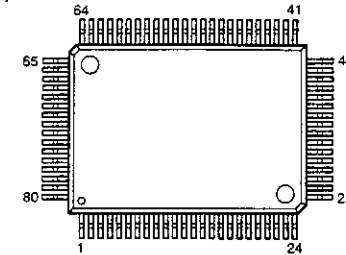


SEMICONDUCTORS

● IC's

Note: Abbreviation ahead of IC No. indicates the name of P.W.B.
 AU: Audio In & SP P.W.B. EX: Ext. In P.W.B.
 TU: Tuner & Amp P.W.B. DA: D/A P.W.B.
 MA: Main & Reg. P.W.B. TO: Tone, Pre-out P.W.B.
 VI: Video & FLD P.W.B.
 RE: Rectifier & Primary P.W.B.
 DS: DSP P.W.B.

TMP88CU74F (MA: IC201)



TMP88CU74F Terminal Function

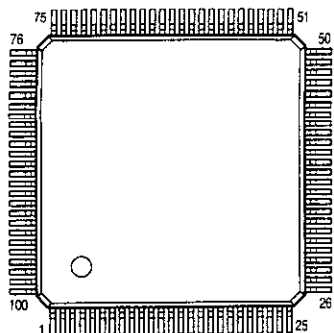
Pin No.	Name	Symbol	I/O	Type	Op	Det	Res	Init	Function
1	P02/S01	OSD DATA	O	C	Eu	S	Z	L	OSD control output (M35015)
2	P03	OSD RST	O	C	---	---	Z	H	OSD control output (M35015)
3	P04	NU	O	C	---	---	Z	L	Open
4	P05	PLFLDATA	O	C	---	S	Z	L	PLL, FL control terminal (LC72131 & LC7511NE)
5	P06	NU	O	C	---	---	Z	L	Open
6	P07	PLFL CLK	O	C	---	S	Z	L	PLL, FL control terminal (LC72131 & LC7511NE)
7	Vss	Vss	I	---	GND	---	---	L	GND
8	Xout	Xout	O	---	---	---	---	---	XTAL
9	Xin	Xin	I	---	---	---	---	---	XTAL
10	RESET_	RESET_	I	---	Eu	Lv	L	---	Reset input
11	P22/XTOUT	NU	O	---	Eu	Lv	Z	L	Open
12	P21/XTIN	NU	O	---	Eu	Lv	Z	L	Open
13	TEST	TEST	I	---	GND	S	---	---	Connect to GND
14	P20/INT5_	B.DOWN_	I	---	Eu	Lv	Z	---	Power down detect (L: Power down)
15	P10/INT0_	PROTECT_	I	---	Ed	E&L	Z	---	PROTECTION detect input (L: Detected)
16	P11/INT1	S1	O	C	---	---	Z	L	Video switching control terminal
17	P12	SELG(F)	I	---	Eu	Lv	Z	---	Input selector SW rotary detect input (rotary encoder)
18	P13	SELD(F)	I	---	Eu	Lv	Z	---	Input selector SW rotary detect input (rotary encoder)
19	P14	SW L/R 7.1	O	C	---	---	Z	L	Surround back PREOUT muting control terminal (L: Mute)
20	P15/INT3	REMOCON	I	---	Ed	E&L	Z	---	Remote control signal input
21	P16/INT2	ACK	O	C	---	---	Z	L	MAIN-SUB CPU comm. control terminal
22	P17/INT4	REQ	I	---	Eu	---	Z	L	MAIN-SUB CPU comm. control terminal
23	P30/SCL	SI	I	(C)	---	---	---	---	MAIN-SUB CPU comm. control terminal
24	P31/SDA	SO	O	(C)	---	---	---	---	MAIN-SUB CPU comm. control terminal
25	P32/SCK0_	CLK	I/O	(C)	---	---	---	---	MAIN-SUB CPU comm. control terminal
26	P40/AIN0	MODE	I	---	Eu	Lv	Z	---	Destination switching input
27	P41/AIN1	KEY1	I	---	Eu	Lv	Z	---	Button input 1
28	P42/AIN2	KEY2	I	---	Eu	Lv	Z	---	Button input 2
29	P43/AIN3	KEY3	I	---	Eu	Lv	Z	---	Button input 3
30	P44/AIN4	KEY4	I	---	Eu	Lv	Z	---	Button input 4
31	P45/AIN5	FUNCT. CON CLK	O	C	Ed	---	Z	L	Function (TC9274N, TC9273) / Tone (TC9184P) control output
32	P46/AIN6	FUNCT. CON DATA	O	C	Ed	---	Z	L	Function (TC9274N, TC9273) / Tone (TC9184P) control output
33	P47/AIN7	S2	O	C	---	---	Z	L	Video switching control terminal
34	P50/AIN8	E.VOL STB-1	O	C	Ed	---	L	L	E. volume control output (TC9459)
35	P51/AIN9	EXT SW STB	O	C	Ed	---	L	L	EXT switch control output (TC9273)
36	P52/AIN10	E.VOL/EXT SW DATA	O	C	Ed	---	L	H	E. volume (TC9459)/ EXT switch (TC9273) control output
37	P53/AIN11	E.VOL/EXT SW CLK	O	C	Ed	---	L	H	E. volume (TC9459)/ EXT switch (TC9273) control output

Pin No.	Name	Symbol	I/O	Type	Op	Det	Res	Init	Function
38	VASS	VASS	I						Ref. V (GND)
39	VAREF	VAREF	I						Ref. V (VDD)
40	VDD	VDD	I						Power
41	P61	FL CE	I	P	Ed	S	L	H	FL display control output (LC75711NE)
42	P61	FL RES	O	P	Ed	S	L	H	FL display control output (LC75711NE)
43	P62	FUNC STBA	O	P	Ed	---	Z	L	Function control output (TC9274N) INPUT
44	P63	FUNC STBB	O	P	Ed	---	Z	L	Function control output (TC9273) REC OUT, REC INH
45	P64	TONE CON. STB	O	P	Ed	---	Z	L	TONE control output (TC9184P)
46	P65	STANDBY	O	P	Id	---	L	H	Standby LED drive output (H: Light)
47	P66	EXP OE	O	P	Ed	---	L	H	Port expander control terminal (TC4094B)
48	P67	EXP CLK	O	P	Ed	---	L	L	Port expander control terminal (TC4094B)
49	P70	EXP DATA	O	P	Ed	---	L	L	Port expander control terminal (TC4094B)
50	P71	EXP STB1	O	P	Ed	---	L	L	Port expander control terminal (TC4094B)
51	P72	LED CLK	O	P	---	S	Z	H	LED control terminal (M66313)
52	P73	LED DATA	O	P	---	S	Z	H	LED control terminal (M66313)
53	P74	LED LE	O	P	---	Z	H	H	LED control terminal (M66313)
54	P75	LED OE	O	P	---	Z	H	H	LED control terminal (M66313), set input port at STBY
55	P76	MULTI MUTE	O	P	Ed	---	L	H	MULTI MUTE output (L: Mute)
56	P77	H/P RELAY	O	P	Id	---	L	L	H/P OUT relay control output (L: Mute)
57	P80	POWER	O	P	Id	---	L	H	Power relay control output (L: ON)
58	P81	RESET2	O	P	Id	---	L	H	Sub CPU control reset output (H: Reset control)
59	P82	F RELAY	O	P	Id	Lv	L	---	Front SP relay control terminal (L: Mute)
60	P83	C RELAY	O	P	Id	---	L	H	Center SP relay control terminal (L: Mute)
61	P84	SA RELAY	O	P	---	Lv	L	---	Surround SP relay A control terminal (L: Mute)
62	P85	SB RELAY	O	P	---	Lv	L	---	Surround SP relay B control terminal (L: Mute)
63	P86	PRE F MUTE	O	P	Ed	---	L	H	Front PREOUT mute control terminal (L: Mute)
64	P87	PRE C MUTE	O	P	---	Lv	L	---	Center PREOUT mute control terminal (L: Mute)
65	P90	PRE S MUTE	O	P	Ed	---	L	H	Surround PREOUT mute control terminal (L: Mute)
66	P91	SUB WOOFER MUTE	O	P	Ed	---	L	L	Sub-woofer PREOUT mute control terminal (L: Mute)
67	P92	S MONI DET	I	---	Eu	Lv	Z	---	S monitor connection detect input (L: connected)
68	P93	S SIG DET	I	---	Eu	Lv	Z	---	S signal detect input (H: S signal input)
69	P94	SYNC DET	I	---	Eu	Lv	Z	---	Sync. detect input (H: External sync.)
70	P95	SEL A (M)	I	---	Eu	Lv	Z	---	Master volume rotary detect input (rotary encoder)
71	P96	SEL B (M)	I	---	Eu	Lv	Z	---	Master volume rotary detect input (rotary encoder)
72	P97	H/P DET	I	---	Eu	Lv	Z	L	H/P input detect (H: Detect)
73	PD0	VOL MUTE	O	P	Ed	---	L	L	Master volume infinite control (L: infinite)
74	PD1	SEL E (B)	I	---	Eu	Lv	Z	---	BASS volume rotary detect input (rotary encoder)
75	PD2	SEL F (B)	I	---	Eu	Lv	Z	---	BASS volume rotary detect input (rotary encoder)
76	PD3	SEL G (T)	I	---	Eu	Lv	Z	---	TREBLE volume rotary detect input (rotary encoder)
77	PD4	SEL H (T)	I	---	Eu	Lv	Z	---	TREBLE volume rotary detect input (rotary encoder)
78	Vkk	Vkk	---	---	---	---	---	---	Fixed to GND
79	P00/SCK1	OSD CLK	O	C	Eu	S	Z	H	OSD control output (M35015)
80	P01/SI1	OSD STB1	O	C	Eu	---	Z	H	OSD control output (M35015)

NOTE:

- Pin No. Terminal number of microcomputer.
- Port Name The name entered in the data sheet of microcomputer.
- Symbol Symbolized interface function.
- I/O Input or out of part.
 - "I" = Input port
 - "O" = Output port
- Type Composition of port in case of output port.
 - "C" = CMOS output
 - "N" = NMOS open drain output
 - "P" = PMOS open drain output
- Op Pull up/Pull down selection information.
 - "U" = Inner microcomputer pull up
 - "D" = Inner microcomputer pull down
 - "E" = External microcomputer pull up
 - "e" = External microcomputer pull down
- Det Indicates output state of input port. Level detection is "L", Edge detection is "Ed", Detection by both sensing is "E&L".
(Signal Data Detection is "S" (Signal Data Output is "SO").
- Res State at reset.
 - "H" = Outputs High Level at reset
 - "L" = Outputs Low Level at reset
 - "Z" = Becomes High impedance mode at reset
- Init Initial output state.
- Function Function and logical level explanation of signals to be interface.

TMP93CS41F
(DS: IC301)



TMP93CS41F Terminal Function

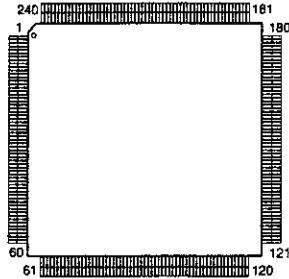
Pin No.	Name	Symbol	I/O	Type	Det	Op	Res	Init	Function
1	V REFL								A/O ref. GND
2	A Vsa	←							A/O GND
3	A Voc	←							AD +5V
4	_NMI	↑							Not used (fixed to H)
5	P70/T10	_DEM0D RESET	O	C	—	Od	L	L	Demodulator reset output (L: Reset)
6	P71/T01	DEM0D ON	O	C	—	Od	L	L	Demodulator osc. control output (H: Osc.)
7	P72/T02	FAN1	O	C	—	Od	L	L	FAN control output (H: ON, L: OFF)
8	P73/T03	FAN2	O	C	—	Od	L	L	FAN control output (H: Hi, L: Low & off)
9	P80/INT4/T4	B.DOWN	I	—	EJ&L				Power down detect (L: Detected)
10	P81/INT5/T5	DSP ACK	I	—	ET&L				Host I/F comm. response input (L: OK)
11	P82/T04	AC-3 RF DET	I	—	EJ&L				AC-3 RF signal judge input (L: AC-3 data input)
12	P83/T05	_REQ	O	C	—	Eu	H	L	MAIN-SUB CPU comm. control output (L: Comm. request from sub)
13	P84/INT6/T16	_ACK	I	—	EJ&L				MAIN-SUB CPU comm. control input (L: Ack. return from main)
14	P85/INT7/T17	ERR	I	—	ET&L				DIR control input terminal (LC89055Q) (H: ERR)
15	P86/T06	_DSP RESET	O	C	—	Od	L	L	DSP reset output terminal (L: Reset)
16	P97/INT0	_CS	I	—	ET&L				DIR control input terminal (LC89055Q), when CH status change L→H
17	P90/TXD0	SI	O	C	—				MAIN-SUB CPU comm. control terminal (data output)
18	P91/RXD0	SO	I	—					MAIN-SUB CPU comm. control terminal (data input)
19	P92/_CTS0/SCLK0	CLK	I/O	C	—				MAIN-SUB CPU comm. control terminal (I2C clock in/output)
20	P93/TXD1	NC	O	C	—	Z	L		Open
21	P94/RXD1	DIR_MISO	I	—	Lv				DIR control input terminal (LC89055Q) control data input
22	P95/SCLK1	DIR_CLK	O	C	—	Z	L		DIR control terminal (LC89055Q) control clock output
23	AM8/_16	←							Fixed to +5V
24	CLK	←				Eu			
25	Vcc	←							+5V
26	Vss	←							GND
27	X1	Xin	I	—					X'tal connection
28	X2	Xout	O	—					X'tal connection
29	_EA	←							Fixed to +5V
30	_RESET	RESET2	I	—	Lv	Eu	L		Reset input (controlled by main CPU)
31	P96/XT1	A/D RESET	O	N	—	Eu	H	H	A/D control terminal (L: Reset)
32	P97/XT2	ASiC RESET	O	N	—	Eu	H	H	ASiC control terminal (L: Reset)
33	TEST1	←							Connected to TEST2
34	TEST2	←							Connected to TEST1
35	PA0	DINA	O	C	—	Ed	L	L	Digital input switching control output
36	PA1	DINB	O	C	—	Ed	L	L	Digital input switching control output
37	PA2	DINC	O	C	—	Ed	L	L	Digital input switching control output
38	PA3	DIND	O	C	—	Ed	L	L	Digital input switching control output
39	PA4	DINE	O	C	—	Ed	L	L	Digital input switching control output
40	PA5	DOUTA	O	C	—	Ed	L	L	Digital input switching control output
41	PA6	DOUTB	O	C	—	Ed	L	L	Digital input switching control output
42	PA7/SCOUT	DOUTC	O	C	—	Ed	L	L	Digital input switching control output
43	ALE	←							Address latch enable
44	Vcc	←							+5V
45	PO0/AD0	AD0	I/O	C	—	Z	L	L	EPROM data in D0 / address out A0
46	PO1/AD1	AD1	I/O	C	—	Z	L	L	EPROM data in D1 / address out A1
47	PO2/AD2	AD2	I/O	C	—	Z	L	L	EPROM data in D2 / address out A2
48	PO3/AD3	AD3	I/O	C	—	Z	L	L	EPROM data in D3 / address out A3
49	PO4/AD4	AD4	I/O	C	—	Z	L	L	EPROM data in D4 / address out A4
50	PO5/AD5	AD5	I/O	C	—	Z	L	L	EPROM data in D5 / address out A5

Pin No.	Name	Symbol	I/O	Type	Det	Op	Res	Init	Function
51	PO6/AD6	AD6	I/O	C	—	Z	L	L	EPROM data in D6 / address out A6
52	PO7/AD7	AD7	I/O	C	—	Z	L	L	EPROM data in D7 / address out A7
53	PI0/AD8/A8	A8	O	C	—	Z	L	L	EPROM address out A8
54	PI1/AD9/A9	A9	O	C	—	Z	L	L	EPROM address out A9
55	PI2/AD10/A10	A10	O	C	—	Z	L	L	EPROM address out A10
56	PI3/AD11/A11	A11	O	C	—	Z	L	L	EPROM address out A11
57	PI4/AD12/A12	A12	O	C	—	Z	L	L	EPROM address out A12
58	PI5/AD13/A13	A13	O	C	—	Z	L	L	EPROM address out A13
59	PI6/AD14/A14	A14	O	C	—	Z	L	L	EPROM address out A14
60	PI7/AD15/A15	A15	O	C	—	Z	L	L	EPROM address out A15
61	_WDTOU	←				Z	H		Watch dog output
62	Vss	←							GND
63	Vcc	←							+5V
64	P20/AD/A16	A16	O	C	—	Z	L	L	EPROM address out A16
65	P21/A1/A17	96k-DAC	O	C	—	Z	L	L	Interpolation filter in DAC (AD1854) setting for 96k (H: 96k)
66	P22/A2/A18	ADIRCE	O	C	—	Z	L	L	DIR control terminal (LC89055Q) control chip enable output
67	P23/A3/A19	DIR MOSI	O	C	—	Z	L	L	DIR control terminal (LC89055Q) control data output
68	P24/A4/A20	DAC-RESET	O	C	—	Od	L	H	DAC control terminal (L: Power down, ↑: Reset, H: Normal)
69	P25/A5/A21	FGAIN	O	C	—	Od	L	L	I/V AMP gain switching control output (L: Sub-wwoofer on)
70	P26/A6/A22	HDCCD	O	C	—	Od	L	L	HDCCD control terminal (fixed to L)
71	P27/A7/A23	SEL CK	O	C	—	Z	L	L	ADC/DIR data clock switching control terminal (L: ADC)
72	P30/_RD	_RD	O	C	—	Z	L	L	Flash memory control terminal
73	P31/_WR	_WR	O	C	—	Z	L	L	Flash memory control terminal
74	P32/_HWR	_CSI	I	—	Lv				DIR control input terminal (L: PCM)
75	P33/_WAIT	ERR MUTE	O	C	—	Od	L	L	Pop noise preventive mute control output (L: Mute)
76	P34/_BUSRQ	_DSP REQUEST	O	C	—	Z	L	L	(ADSP21061L-A:IRQ1) host I/F interrupt request output (L: REQ)
77	P35/_BUSRQ	DIG (AC39) MUTE	O	C	—	Od	Z	L	Digital mute control output (L: AC-3 or DTS decode enable)
78	P36/_RWW	WRITE	O	C	—	Z	L	L	DSP comm. control terminal (H: Data write)
79	P37/_RAS	DIR RESET	O	C	—	Z	L	L	DIR control output (LC89055Q) (L: Reset)
80	P40/CS0/_CAS0	NU (FLAG 1B)	I	—	Lv				Not used (ADSP21061L-B: FLAG 1B) input
81	P41/_CS1/_CAS1	NU (LFE PRESENCE)	I	—	Lv				Not used (ADSP21061L-B: FLAG 0B) LFE slg. detect input, H: Detected
82	P42/_CS2/_CAS2	_CS0	O	C	—	Z	L	L	Flash memory control terminal
83	P80/PG00	I/O1	I/O	C	—	Z	L	L	DSP comm. terminal (ADSP21061L: D16)
84	P81/PG01	I/O2	I/O	C	—	Z	L	L	DSP comm. terminal (ADSP21061L: D17)
85	P82/PG02	I/O3	I/O	C	—	Z	L	L	DSP comm. terminal (ADSP21061L: D18)
86	P83/PG03	I/O4	I/O	C	—	Z	L	L	DSP comm. terminal (ADSP21061L: D19)
87	P84/PG10	I/O5	I/O	C	—	Z	L	L	DSP comm. terminal (ADSP21061L: D20)
88	P85/PG11	I/O6	I/O	C	—	Z	L	L	DSP comm. terminal (ADSP21061L: D21)
89	P86/PG12	I/O7	I/O	C	—	Z	L	L	DSP comm. terminal (ADSP21061L: D22)
90	P87/PG13	I/O8	I/O	C	—	Z	L	L	DSP comm. terminal (ADSP21061L: D23)
91	Vss	←							GND
92	P50/AN0	AUDIO LEVEL	I	—	Lv	Eu	Z		Signal level detect, set to A/D input
93	P51/AN1	POSI (FAN)	I	—	Lv	Eu	Z		Temperature detect, set to A/D input
94	P52/AN2	EMP	I	—	Lv				H: EMP on
95	P53/AN3	96k DET	I	—	Lv				96k signal detect input, H: 96k
96	P54/AN4	BUSY1	I	—	Lv				(ADSP21061L-A:FLAG2A)
97	P55/AN5	NU (FLAG 3A)	I	—	Lv				Not used (ADSP21061L-A: FLAG 3A)
98	P56/AN6	BUSY2	I	—	Lv				(ADSP21061L-B:FLAG2B) input
99	P57/AN7	←							
100	V REFH	←							AD ref. +5V

NOTE:

- Pin No. : Terminal number of microcomputer
- Port Name : The name entered in the data sheet of microcomputer.
- Symbol : Symbolized interface function.
- I/O : Input or out of part.
 - "I" = Input port
 - "O" = Output port
- Type : Composition of port in case of output port.
 - "C" = CMOS output
 - "N" = NMOS open drain output
 - "P" = PMOS open drain output
- Op : Pull up/Pull down selection information.
 - "u" = Inner microcomputer pull up
 - "d" = Inner microcomputer pull down
 - "Eu" = External microcomputer pull up
 - "Ed" = External microcomputer pull down
- Det : Indicates judging state of input port. Level detection is "Lv", Edge detection is "Ed", Detection by both sharing is "EAL". Serial data detection is "S" (Serial data output is also "S").
- Res : State at reset.
 - "H" = Outputs High Level at reset
 - "L" = Outputs Low Level at reset
 - "Z" = Becomes High Impedance mode at reset
- Ini : Initial output state.
- Function : Function and logical level explanation of signals to be interface.

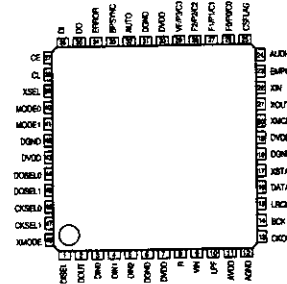
ADSST-21061LKS-176
(DS: IC103, 110)



ADSST-21061LKS-176 Terminal Function

Pin No.	Pin Name	Pin No.	Pin Name	Pin No.	Pin Name	Pin No.	Pin Name	Pin No.	Pin Name	Pin No.	Pin Name
1	TDI	41	ADDR20	81	TCLK0	121	DATA41	161	DATA14	201	NC
2	TRST	42	ADDR21	82	TFS0	122	DATA40	162	DATA13	202	NC
3	VDD	43	GND	83	DR0	123	DATA39	163	DATA12	203	NC
4	TDO	44	ADDR22	84	RCLK0	124	VDD	164	GND	204	NC
5	TIMEXP	45	ADDR23	85	RFS0	125	DATA38	165	DATA11	205	VDD
6	EMU	46	ADDR24	86	VDD	126	DATA37	166	DATA10	206	NC
7	ICSA	47	VDD	87	VDD	127	DATA36	167	DATA9	207	NC
8	FLAG3	48	GND	88	GND	128	GND	168	GND	208	NC
9	FLAG2	49	VDD	89	ADRCLK	129	NC	169	DATA8	209	NC
10	FLAG1	50	ADDR25	90	REDY	130	DATA35	170	DATA7	210	NC
11	FLAG0	51	ADDR26	91	HBG	131	DATA34	171	DATA6	211	NC
12	GND	52	ADDR27	92	CS	132	DATA33	172	GND	212	GND
13	ADDR0	53	EGND	93	RD	133	VDD	173	DATA5	213	NC
14	ADDR1	54	MS3	94	WR	134	VDD	174	DATA4	214	NC
15	VDD	55	MS2	95	GND	135	GND	175	DATA3	215	NC
16	ADDR2	56	MS1	96	VDD	136	DATA32	176	VDD	216	NC
17	ADDR3	57	MS0	97	GND	137	DATA31	177	DATA2	217	NC
18	ADDR4	58	SW	98	CLKIN	138	DATA30	178	DATA1	218	NC
19	GND	59	BMS	99	ACK	139	GND	179	DATA0	219	VDD
20	ADDR5	60	ADDR28	100	DMAG2	140	DATA29	180	GND	220	GND
21	ADDR6	61	GND	101	DMAG1	141	DATA28	181	GND	221	VDD
22	ADDR7	62	VDD	102	PAGE	142	DATA27	182	NC	222	NC
23	VDD	63	VDD	103	VDD	143	VDD	183	NC	223	NC
24	ADDR8	64	ADDR29	104	BR6	144	VDD	184	NC	224	NC
25	ADDR9	65	ADDR30	105	BR5	145	DATA26	185	NC	225	NC
26	ADDR10	66	ADDR31	106	BR4	146	DATA25	186	NC	226	NC
27	GND	67	GND	107	BR3	147	DATA24	187	NC	227	NC
28	ADDR11	68	SBTS	108	BR2	148	GND	188	VDD	228	GND
29	ADDR12	69	DMAR2	109	BR1	149	DATA23	189	NC	229	ID2
30	ADDR13	70	DMAR1	110	GND	150	DATA22	190	NC	230	ID1
31	VDD	71	HBR	111	VDD	151	DATA21	191	NC	231	ID0
32	ADDR14	72	DT1	112	GND	152	VDD	192	NC	232	LBOOT
33	ADDR15	73	TCLK1	113	DATA47	153	DATA20	193	NC	233	RPBA
34	GND	74	TFS1	114	DATA46	154	DATA19	194	NC	234	RESET
35	ADDR16	75	DR1	115	DATA45	155	DATA18	195	GND	235	EBOOT
36	ADDR17	76	RCLK1	116	VDD	156	GND	196	GND	236	IRQ2
37	ADDR18	77	RFS1	117	DATA44	157	DATA17	197	VDD	237	IRQ1
38	VDD	78	GND	118	DATA43	158	DATA16	198	NC	238	IRQ0
39	VDD	79	CPA	119	DATA42	159	DATA15	199	NC	239	TCK
40	ADDR19	80	DT0	120	GND	160	VDD	200	NC	240	TMS

LC89055W
(DS:IC531)

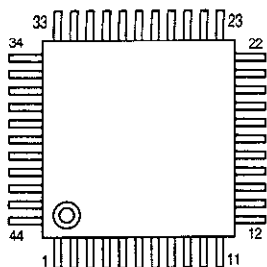


LC89055W Terminal Function

Pin No.	Pin Name	I/O	Function
1	DISEL	I	Data input terminal (select input pin of DIN0, DIN1)
2	DCOUT	O	Input bi-phase data through output terminal
3	DIN0	I	Amp built-in coaxial/optical input correspond data input terminal
4	DIN1	I	Amp built-in coaxial/optical input correspond data input terminal
5	DIN2	I	Optical input correspond data input terminal
6	DGND		Digital GND
7	DVDD		Digital power supply
8	R	I	VCO gain control input terminal
9	VIN	I	VCO free-run frequency setting input terminal
10	LPF	O	PLL loop filter setting terminal
11	AVDD		Analog power supply
12	AGND		Analog GND
13	CKOUT	O	Clock output terminal (256fs, 384fs, 512fs, X'tal osc., VCO free-run osc.)
14	BCK	O	64fs clock output terminal
15	LRCCK	O	fs clock output terminal (L: Rch, H: Lch, [2S: Reverse])
16	DATAC	O	Data output terminal
17	XSTATE	O	Input data detecting result output terminal
18	DGND		Digital GND
19	DVDD		Digital power supply
20	XMCK	O	X'tal osc. clock output terminal (24.576MHz or 12.288MHz)
21	XOUT	O	X'tal osc. connection output terminal
22	XIN	I	X'tal osc. connection output terminal
23	EMPHA	O	Emphasis information output terminal of channel status
24	AUDIO	O	Bit1 output terminal of channel status
25	CSFLAG	O	Top 40bit revise flag output terminal of channel status
26	F0/P0/C0	O	Input fs cal. sig. out / data type out / input word inf. output terminal
27	F1/P1/C1	O	Input fs cal. sig. out / data type out / input word inf. output terminal
28	F2/P2/C2	O	Input fs cal. sig. out / data type out / input word inf. output terminal
29	VF/P3/C3	O	Validity flag out / data type out / input word inf. output terminal
30	DVDD		Digital power supply
31	DGND		Digital GND
32	AUTO	O	Non PCM burst data transfer detect sig. output terminal
33	BPSYNC	O	Non PCM burst data preamble Pa, Pb, Pc, Pd sync sig. output terminal
34	ERROR	O	PLL lock error, data error flag output terminal
35	DO	O	CPU I/F read data output terminal
36	DI	I	CPU I/F write data input terminal
37	CE	I	CPU I/F chip enable input terminal
38	CL	I	CPU I/F clock input terminal
39	XSEL	I	Frequency select input pin of XIN X'tal osc. (24.576MHz or 12.288MHz)
40	MODE0	I	Mode setting input terminal
41	MODE1	I	Mode setting input terminal
42	DGND		Digital GND
43	DVDD		Digital power supply
44	DOSEL0	I	Data output format select input terminal
45	DOSEL1	I	Data output format select input terminal
46	CKSEL0	I	Output clock select input terminal
47	CKSEL1	I	Output clock select input terminal
48	XMODE	I	Reset input terminal

* For latch-up countermeasure, set digital (DVDD) and analog (AVDD) power on/off in the same timing.

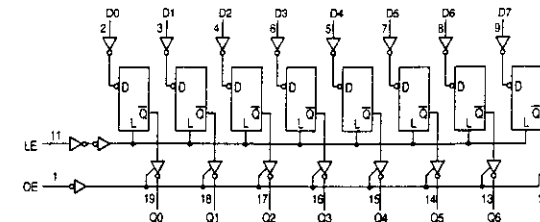
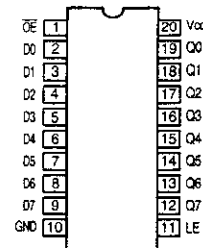
MSM32R0050-521GS
(DS: IC120)



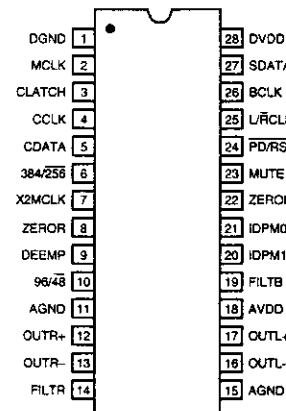
MSM32R0050-521GS Terminal Function

Pin No.	Name	I/O	Function	Pin No.	Name	Symbol	Function
1	Vcc	—		23	GND	—	
2	RFS0	O	RFS for DSP (64fs)	24	NC		
3	GND	—		25	NC		
4	RFS1	O	RFS for DSP (256fs)	26	Vcc	—	
5	GND	—		27	NC		
6	RFS1A	O	Same as RFS1	28	GND	—	
7	GND	—		29	NC		
8	DATA2	I	Output data from DSP	30	NC		
9	GND	—		31	NC		
10	DATA3	O	Data for L/R DAC	32	NC		
11	GND	—		33	MCK0	I	MCK for RFS1 generation
12	DATA4	O	Data for C/SW DAC	34	GND	—	
13	GND	—		35	LRCK0	I	LRCK for RFS0 generation
14	DATA5	O	Data for SL/SR DAC	36	GND	—	
15	GND	—		37	BCK0	I	BCK for RFS0 generation
16	DATA6	O	Data for SBL/SBR DAC	38	GND	—	
17	GND	—		39	GND	—	
18	LRCK1	O	LRCK for all DAC	40	Vcc	—	
19	Vcc	—		41	RESET	I	System reset (L: Reset)
20	BCK1	O	BCK for all DAC	42	CRESET	I	Clock reset (L: Reset)
21	GND	—		43	GND	—	
22	MCK1	O	MCK for all DAC	44	D.MUTE	I	DAC mute (L: Mute)

SN74AHCT573PW (DS: IC111)
SN74LV573APW (DS: IC113, 302)

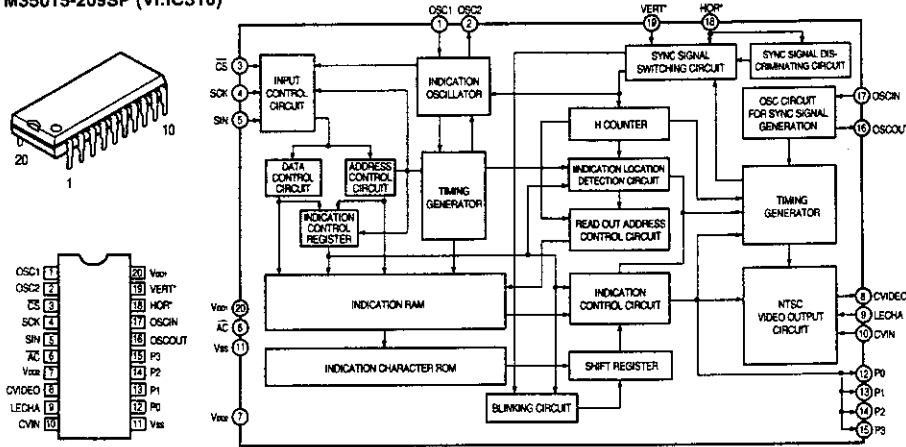


AD1854 (DA: IC304-307)



Pin No.	Name	I/O	Description
1	DGND	I	Digital Ground.
2	MCLK	I	Master Clock Input.
3	CLATCH	I	Latch input for control data.
4	CCLK	I	Control clock input for control data.
5	CDATA	I	Serial control input.
6	384/256	I	Selects the master clock mode.
7	X2MCLK	I	Selects internal clock doubler (LO) or internal clock=MCLK (HI).
8	ZEROR	O	Right Channel Zero Flag Output.
9	DEEMP	I	De-Emphasis.
10	96/48	I	Selects 48 kHz (LO) or 96 kHz Sample Frequency Control.
11,15	AGND	I	Analog Ground.
12	OUTR+	O	Right Channel Positive line level analog output.
13	OUTR-	O	Right Channel Negative line level analog output.
14	FILTR	O	Voltage Reference Filter Capacitor Connection.
16	OUTL-	O	Left Channel Negative line level analog output.
17	OUTL+	O	Left Channel Positive line level analog output.
18	AVDD	I	Analog Power supply.
19	FILTB	O	Filter Capacitor connection.
20	IDPM1	I	Input serial data port mode control one.
21	IDPM0	I	Input serial data port mode control zero.
22	ZEROL	O	Left Channel Zero Flag output.
23	MUTE	I	Mute. Assert HI to mute both stereo analog outputs.
24	PD/RST	I	Power-Down/Reset.
25	L/RCLK	I	Left/Right clock input for input data.
26	BCLK	I	Bit clock input for input data.
27	SDATA	I	Serial input.
28	DVDD	I	Digital Power Supply.

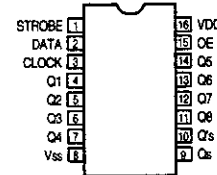
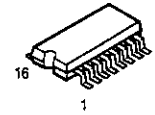
M35015-209SP (VI:IC310)



M35015-209SP Terminal Function

Pin No.	Symbol	Name	I/O	Function
1	OSC1	Osc. circuit ext. terminal.	I	External terminal for indication oscillator circuit. Standard OSC. freq. is approx. 7MHz.
2	OSC2	terminal.	O	With this OSC. freq., decides horizontal indicatin and character width.
3	CS	Chip select input	I	Chip select terminal and turns to "L" when transfer serial data. Hysteresis input. Pull up resistor is built-in.
4	SCK	Serial clock input	I	Takes in serial data of SIN at SCK rise when CS terminal is in "L". Hysteresis input. Pull up reserist is built-in.
5	SIN	Serial data input	I	Serial input of register for indication control and data, and address for indication data memory. Hysteresis input. Pull up resistor is built-in.
6	AC	Auto-clear input	I	Resets internal circuit of IC at "L" mode. Hysteresis input. Pull up resistor is built-in.
7	Vdd2	Power supply	—	Power supply terminal of analog system. Connect to +5V.
8	CVIDEO	Combined video output	O	Output terminal of combined video signal. Outputs 2Vp-p combined signal. Character output, etc. Overlap CVIN signal and outputs at superimpose.
9	LECHA	Character level input	I	Input terminal deciding character output level in combined video signal. color of character is white.
10	CVIN	Combined video input	I	Input terminal of external combined video signal. Character output etc. overlap this external combined video signal.
11	Vss	Ground	—	Ground terminal. Connect to GND.
12	P0	Output port p0	O	General output or character background signal BL NK1* output is switchable. Polarity can be selected at ROM mask.
13	P1	Output port P1	O	General output or character background signal CO1* output is switchable. Polarity can be selected at ROM mask.
14	P2	Output port P2	O	General output or character background signal BLNK2* output is switchable. Polarity can be selected at ROM mask.
15	P3	Output port P3	O	General output or character background signal CO2* output is switchable. Polarity can be selected at ROM mask.
16	OSCOOUT	Ext. terminal for sync sig. OSC. Circuit	O	Terminal for external use of sync signal OSC. circuit. Use the freq.: 14.32MHz at NTSC system, 17.73MHz at PAL. system, 14.30MHz at MPAL system.
17	OSCIN	Horizontal sync signal	I	Inputs horizontal sync signal. Hysteresis input.
18	HOR*	Horizontal sync signal	I	Inputs horizontal sync signal. Hysteresis input.
19	VERT*	Vertical sync signal	—	Input vertical sync signal. Hysteresis input. Polarity can be selected at ROM mask.
20	Vdd1	Power supply	I	Power supply terminal of digital system. Connect to +5V.

TC4094BF (MA: IC202, 203)



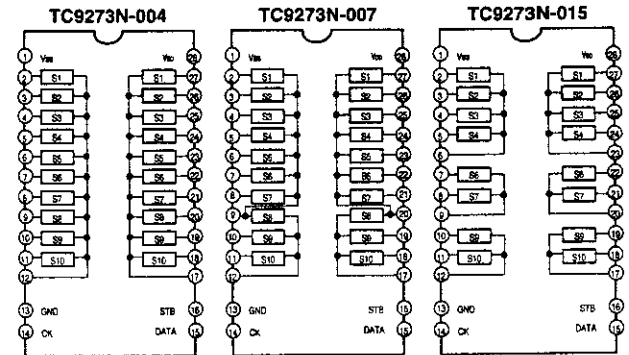
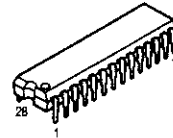
IC202

Port	Symbol	Function
Q1	INA	Video input switching
Q2	INB	Video input switching
Q3	INC	Video input switching
Q4	RECA	Video output switching
Q5	RECB	Video output switching
Q6	RECC	Video output switching
Q7	V-1	Video REC OUT INH control
Q8	V-2	Video REC OUT INH control

IC203

Port	Symbol	Function
Q1	—	Not used
Q2	F/SB SELECT	For main speaker select (L: Front, H: S. Back)
Q3	NU	Open (Fixed to L)
Q4	TONE_	Tone control (H: ON / DIRECT, THX, TEST TONE, PEAK LIMIT)
Q5	—	Not used
Q6	—	Not used
Q7	SP AGND	H: SURROUND SP A select only
Q8	DIRECT DVD/CD_	DIRECT DVD or CD switching (H: DVD analog direct)

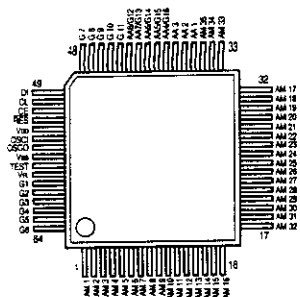
TC9273N-004 (AU: IC111)
TC9273N-007 (TO: IC705)
TC9273N-015 (EX: IC907-AVC-A10SE only)



TC9273N Terminal Function

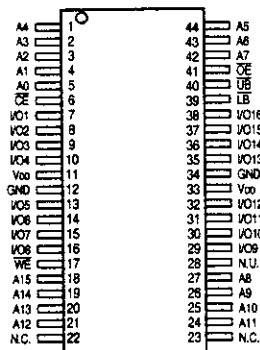
Pin No.	Symbol	Name	Function	Note
1	Vss	-Power Terminal	Dual Power Use: VDD = 8.0~17 V Single Power Use: VDD = 8.0~18V	—
13	GND	Digital Ground	GND = 0V	—
28	VDD	+Power Terminal	Vss = -8.0~17V	—
2~12 17~27	S1~11	I/O Terminal	Input terminal of analog switch.	—
14	CK	Clock Input	Clock input for data transfer.	Low level
15	DATA	Data Input	Serial input for switch setting.	Border Input
16	STB	Strobe Input	Strobe input for data writing.	Terminal

LC75721E (VI: IC102)



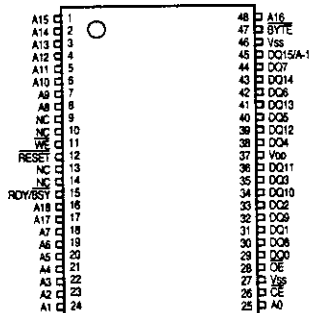
Symbol	Function
V _{DD}	Power terminal +5V
V _{SS}	Power terminal GND
V _{FL}	Power terminal FL drive
DI	Serial data transfer terminal
CL	DI: Data CL: Clock
CE	CE: Chip enable
OSCI	External CR connecting terminal
OSCO	
RES	System reset terminal
AM1~AM35	Anode output terminal
AA1~AA3	
AA4/G16	
AA5/G15	
AA6/G14	
AA7/G13	
AA8/G12	
G1~G11	
TEST	LSI test terminal

TC55V1664BFT-12 (DS: IC108, 112)



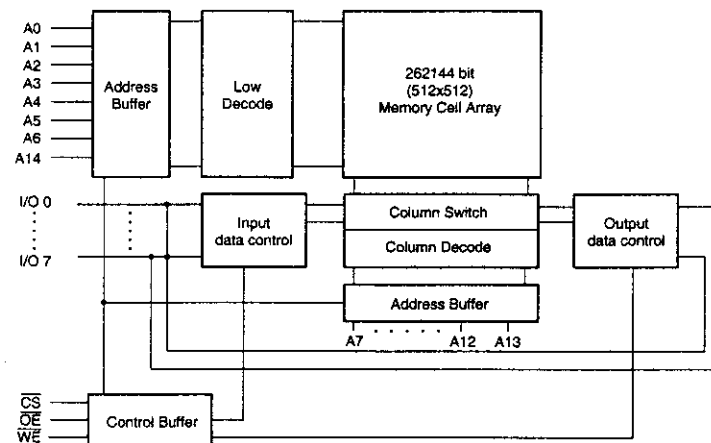
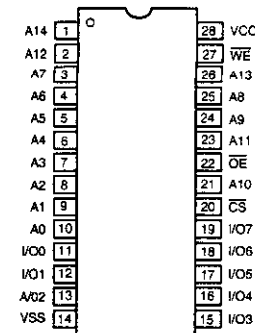
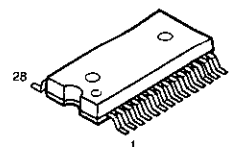
Symbol	Function
A0~A15	Address input
I/O0~I/O16	Data in/output
CE	Chip enable input
WE	Write enable input
OE	Output buffer control input
UB, UB	Data byte control input
V _{DD}	Power terminal (3.3V)
GND	GND
N.C.	No connection
N.U.	Unusable (input)

LH28F800BVE-BTL90 (DS: IC119)



Symbol	Function
A0~A18	Address input
DQ0~DQ14	Data in/output
DQ15/A-1	Data in/output / Address input
CE	Chip enable input
OE	Output enable input
WE	Word/byte select input
WF	Write enable input
RDY/BSY	Ready/busy output
RESET	Hardware reset input
N.C.	No connection
V _{DD}	Power
V _{SS}	GND

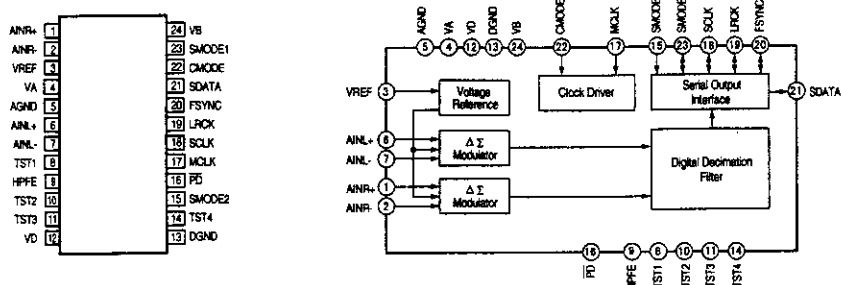
BR62256F-70LL (DS: IC516-AVC-A10SE only)



BR62256F-70LL Terminal Function

Pin No.	Symbol	I/O	Function
1~10	A0~A9	I	32k byte memory address input.
11~13	I/O0~I/O2	I/O	8 bit data input/output.
14	V _{SS}	—	GND
15~19	I/O3~I/O7	I/O	8 bit data input/output.
20	CS	I	Chip select control input.
21	A10	I	32k byte memory address input.
22	OE	I	Output enable control input.
23~26	A11~A14	I	32k byte memory address input.
27	WE	I	Write enable control input.
28	V _{CC}	—	+5V power supply.

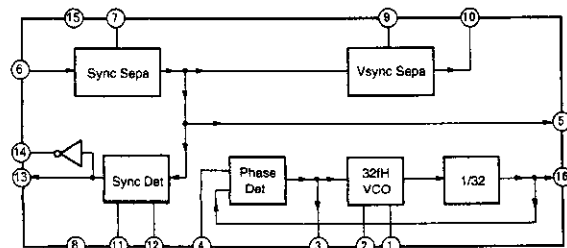
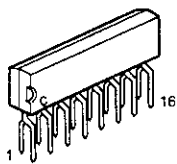
AK5351 (DS: IC527)



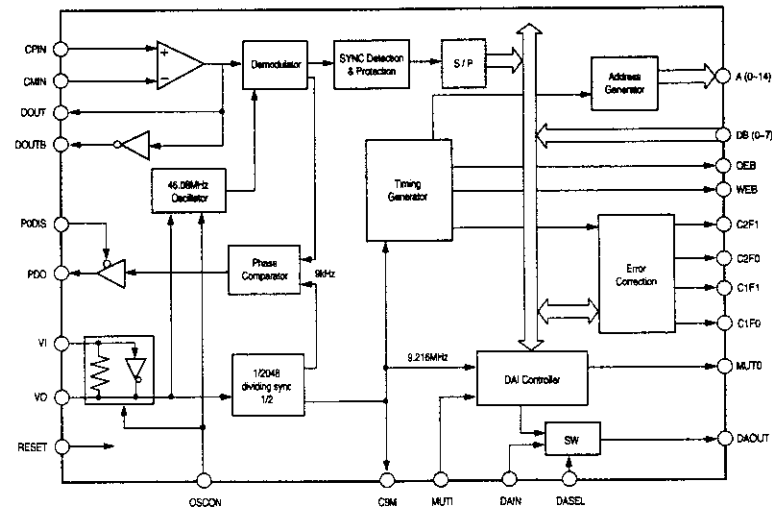
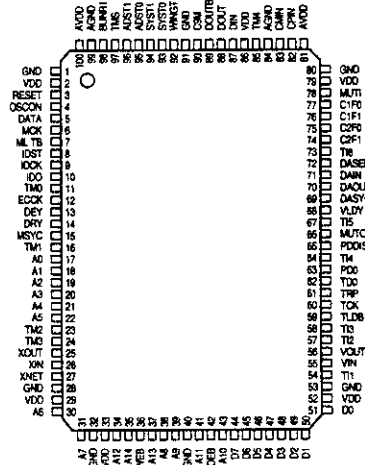
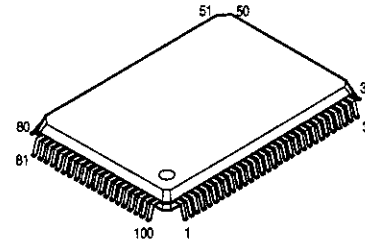
AK5351 Terminal Function

Pin No.	Symbol	I/O	Function
1	AINR+	I	Rich analog non-inverted input pin.
2	AINR-	I	Rich analog inverted input pin
3	VREF	O	Vref. output pin (VA-2.6V)
4	VA	—	Analog part power supply pin (+5V)
5	AGND	—	Analog ground pin
6	AINL+	I	Lch analog non-inverted input pin
7	AINL-	I	Lch analog inverted input pin
8	TST1		Test pin
9	HPFE	I	Hi-pass filter enable pin, "H": ON, "L": OFF
10	TST2		Test pin
11	TEST3		Test pin
12	VD	—	Digital part power supply pin (+5V)
13	DGND	—	Digital ground pin
14	TST4		Test pin
15	SMODE2	I	Interface clock select pin
16	PD	I	Power down pin, "L": power down mode
17	MCLK	I	Master clock input pin, CMODE="H": 384fs, "L": 256fs
18	SCLK	I/O	Serial data clock pin
19	LRCK	I/O	Input channel select pin
20	FSYNC	I/O	Frame sync clock pin
21	SDATA	O	Serial data output pin
22	CMODE	I	Master clock select pin, "H": MCLK=384fs, "L": 256fs
23	SMODE2	I	Interface clock select pin
24	VB	—	Bulk power supply pin (+5V)

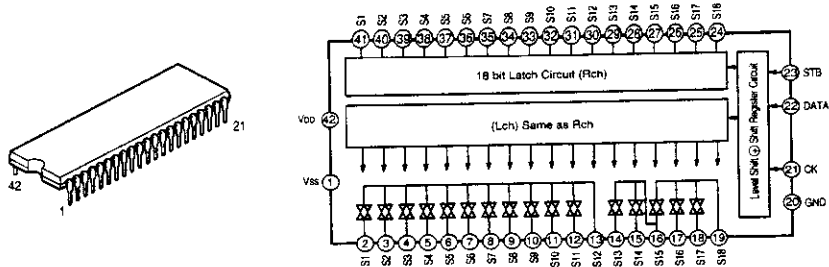
NJM2229S (VI: IC312)



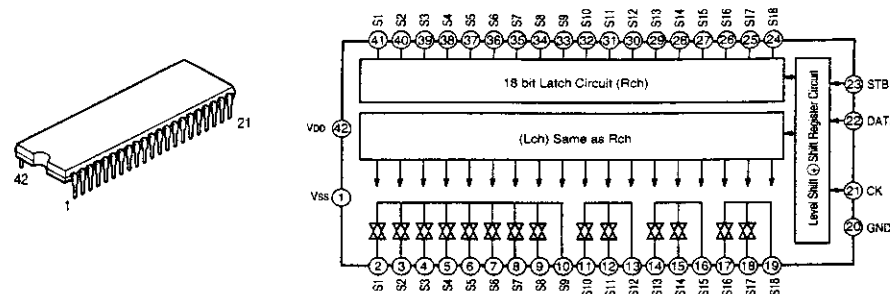
PM4007A (DS: IC512-AVC-A10SE only)



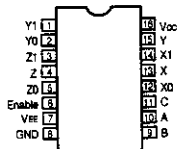
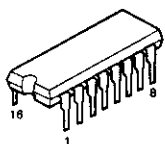
TC9274N-011 (AU: IC110)



TC9274N-012 (EX: IC906)



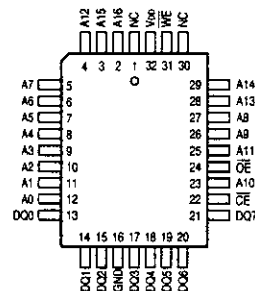
MC74HC4053N (VI: IC309)



Control inputs	Select				ON Switches			
	Enable	C	B	A	Z0	Y0	X0	
L	L	L	L	L	Z0	Y0	X0	
L	L	L	L	H	Z0	Y0	X1	
L	L	L	H	L	Z0	Y1	X0	
L	L	L	H	H	Z0	Y1	X1	
L	H	L	L	L	Z1	Y0	X0	
L	H	L	L	Z1	Y0	X1		
L	H	L	H	L	Z1	Y1	X0	
L	H	L	H	Z1	Y1	X1		
H	X	X	X	X				None

X = Don't Care

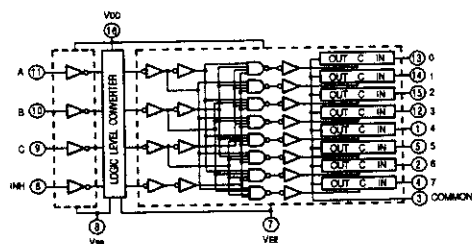
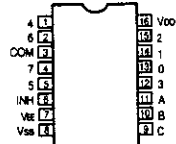
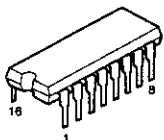
W29EE011P-90 (DS: IC303)



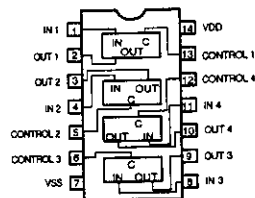
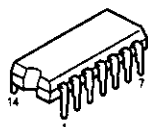
Terminal Function

Name	Function
A0 - A16	Address input
DQ0 - DQ7	Data in/output
CE	Chip enable
OE	Output enable
WE	Write enable
V _{DD}	Power terminal
GND	GND
NC	No connection

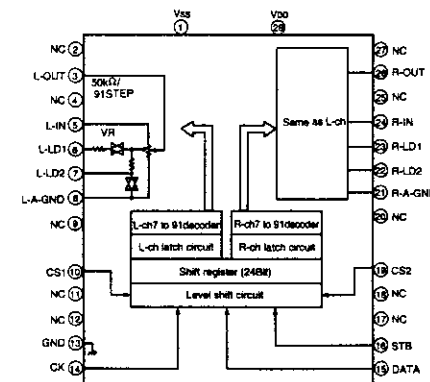
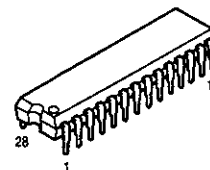
BU4051BC (VI: 304, 305, 403, 404, 407, 408)



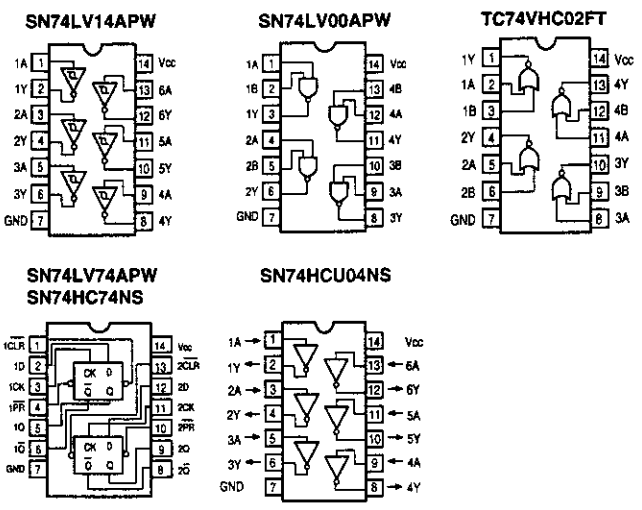
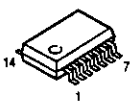
HD14066BP (VI: IC307, 411)



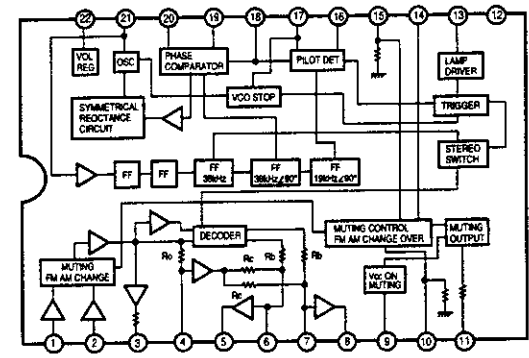
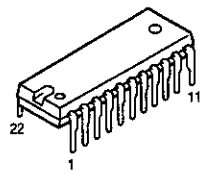
TC9459N (EX: IC505-508)



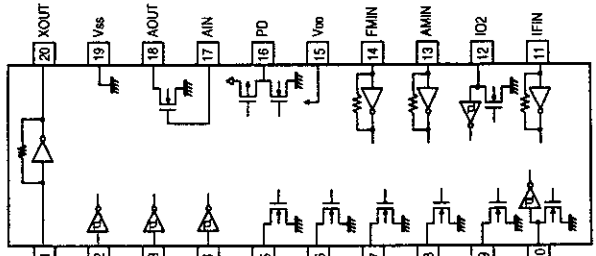
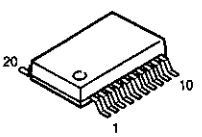
SN74LV14APW
 (DS: IC530, 532)
 SN74LV00APW
 (DS: IC102, 122, 524, 529)
 TC74VHC02FT
 (DS: IC109)
 SN74LV74APW
 (DS: IC105)
 SN74HC74NS
 (DA: IC302)
 SN74HCU04NS
 (TO: IC471)



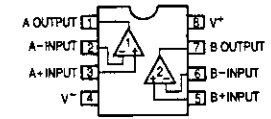
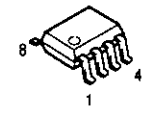
LA3401
 (TU: IC302-AVR-4800 only)



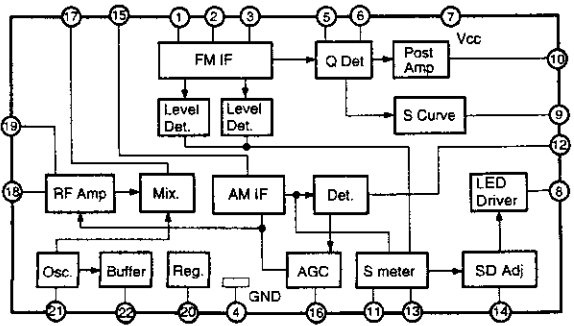
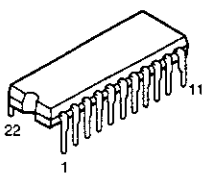
LC72131M (TU: IC307-AVR-4800 only)



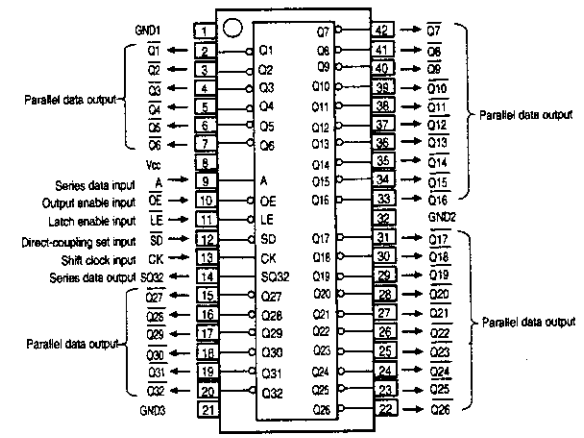
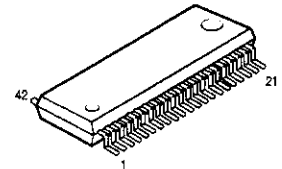
BA15218F (TU: IC310-AVR-4800 only, TO: IC609, 901)
 NJM2068MD
 (AU: IC101-109, 112, 251, 253)
 (MA: IC204)
 (DA: IC701-704, 801-804)
 (TO: IC701-704, 801)
 (EX: IC801-803, 807, 901-904)
 BA4510F (DS: IC651, 652)
 NJM5532MD
 (TO: IC601, 603)
 (EX: IC601, 603, 605, 607)
 (DA: IC801-804)



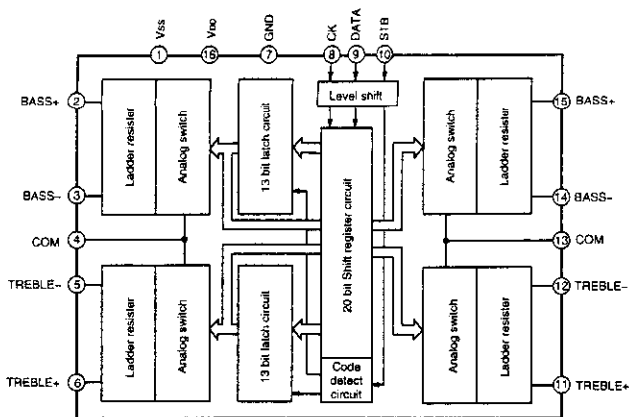
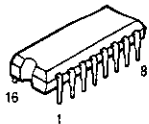
LA1265 (S) (TU: IC303-AVR-4800 only)



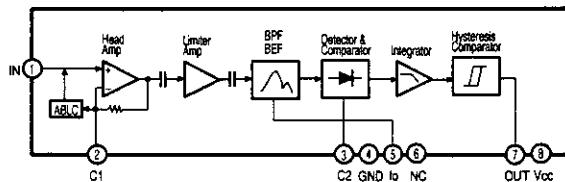
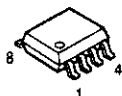
M66313FP (VI: IC101)



TC9184AP (TO: IC602, 604)

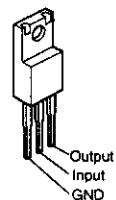
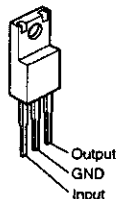


CXA1511M (RE:IC908)

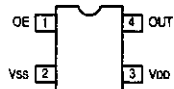
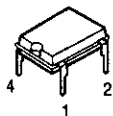


- BA033T (MA:IC903)
- NJM7805FA (S) (TU:IC913)
- (MA:IC601,906)
- NJM7806FA (S) (MA:IC904)
- (RE:IC701)
- NJM7812FA (S) (MA:IC291-AVR-4800only)
- NJM7815FA (S) (TU:IC911)

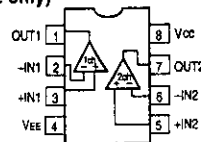
- NJM7905FA (MA:IC902-AVC-A10SE only)
- NJM7906FA (MA:IC905)
- NJM7915FA (TU:IC912)



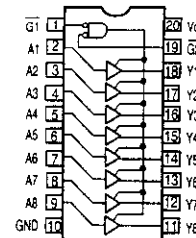
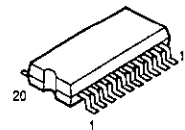
SG-8002DCPT (12.287MHz) (DS:IC528)



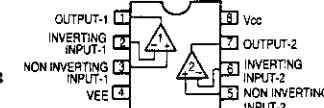
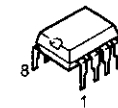
BA4560F (DS:IC511-AVC-A10SE only)



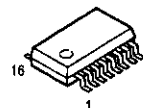
TC74VHC541FT (DS: IC114)
TC74VHC7541AFT (DS: IC116)



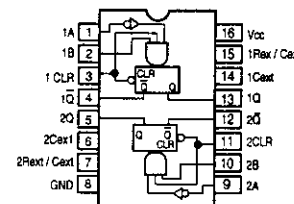
TK15420D
(VI: IC301, 302, 308, 311, 401, 402,
406, 409, 412, 413)
(RE: IC372, 373)
(DS: IC507)



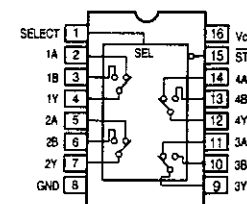
TC74VHC123AFT
(DS: IC517, 523)
SN74AHC157PW
(DS: IC525)
TC74HCT157AF
(DA: IC301, 303)
SN74HC151NS
(DS: IC509, 510, 513)



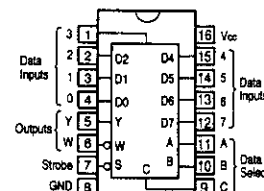
TC74VHC123AFT



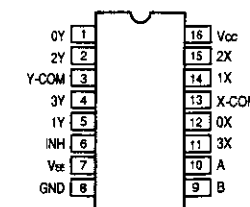
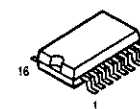
SN74AHC157PW
TC74HCT157AF



SN74HC151NS

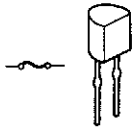


TC4052BF (RE: IC371, 374)



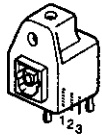
● IC PROTECTOR

ICP-N15 (RE: IC702)

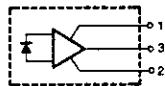


● OPTICAL

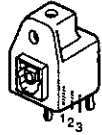
INPUT
GP1F37R1 (DS: IC501-505)



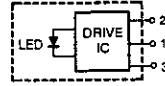
1. Vcc
2. GND
3. Vout



OUTPUT
GP1F38T2 (DS: IC506)

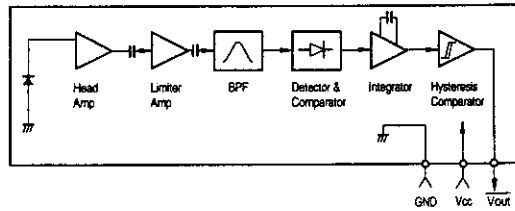
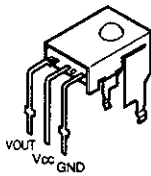


1. Vin
2. Vcc
3. GND

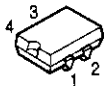


● OTHERS

GP1U271X (Remote Control Sensor)
(TO: IC401)



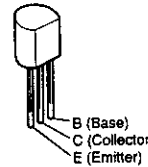
HG-8002JA (X'tal Oscillator)
(DS: IC115)



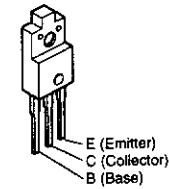
1. OE or ST
2. GND
3. OUT
4. Vcc

● TRANSISTORS

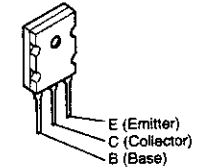
2SA970 (BL)
2SA988 (E/F)
2PC1815 (BL)
2SC1841 (E/F)



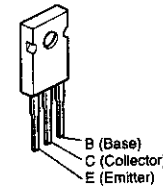
2SD1762 (E/F)



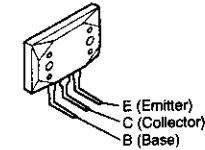
2SA1489
2SA1491
2SC3855



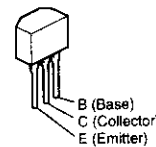
2SA1546 (L)
2SC4001 (M/L)



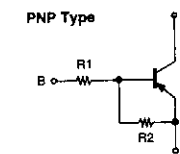
MN1715
MP1715



DTA114ES
DTC143ES
DTC144ES

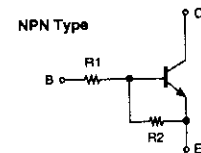


DTA114ES



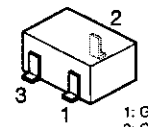
	R1	R2
DTA114ES	10kohm	10kohm

DTC143ES
DTC144ES



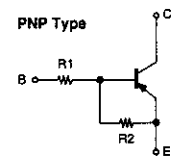
	R1	R2
DTC143ES	4.7kohm	4.7kohm
DTC144ES	47kohm	47kohm

DTA114EK
 DTA114TK (AVR-4800only)
 DTA144EK
 DTC114EK
 DTC144EK
 DTC323TK (AVR-4800only)
 RN2402 (AVR-4800only)



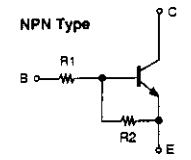
1: GND/(Emitter)
 2: Output/(Collector)
 3: Input/(Base)

DTA114EK
 DTA114TK
 DTA144EK
 RN2402



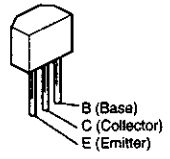
	R1	R2
DTA114EK	10kohm	10kohm
DTA114TK	10kohm	—
DTA144EK	47kohm	47kohm
RN2402	10kohm	10kohm

DTC114EK
 DTC144EK
 DTC323TK

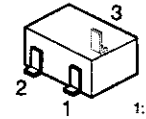


	R1	R2
DTC114EK	10kohm	10kohm
DTC144EK	47kohm	47kohm
DTC323TK	2.2kohm	—

2SC1740S (S)

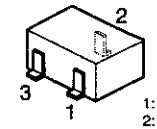


2SK771



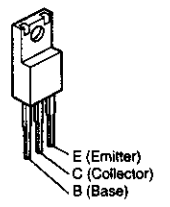
1: (Drain)
 2: (Source)
 3: (Gate)

2SA1037K (S/R)
 2SA1182 (Y/O)
 2SB709A
 2SC2412K (S)
 2SD601A
 2SC2996
 2SC3326 (A/B)

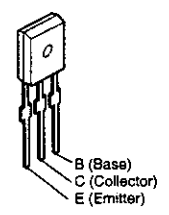


1: (Emitter)
 2: (Collector)
 3: (Base)

2SA1725 (O/P/Y)
 2SC4495
 2SC4511 (O/P/Y)

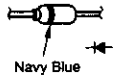


2SB1328



● DIODES (LED Included)

1SS270A

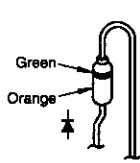


HZS4C-1 HZS16-1
 HZS5A-1 MTZJ9.1A
 HZS12A-1 MTZJ18A
 MTZJ3.3A MTZJ36A
 MTZJ5.6A
 MTZJ6.2A
 MTZJ6.8A

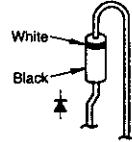


Lake Blue (HZS series)
 Black (MTZJ series)

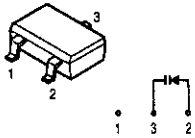
1SR35-400A



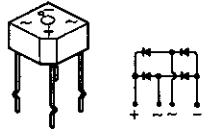
DSM1D2 (Type3)



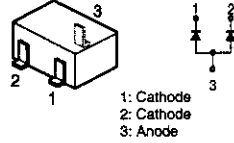
KV1851-TL



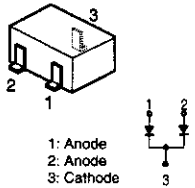
S4VB20



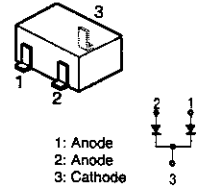
DAP202K



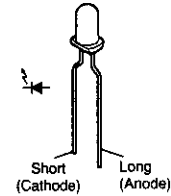
DAN202K



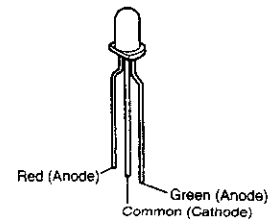
MA151WK



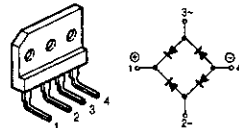
SEL1210S (Red)
 SEL-1210R (Red)
 SEL1410E (Green)
 SEL-4214S




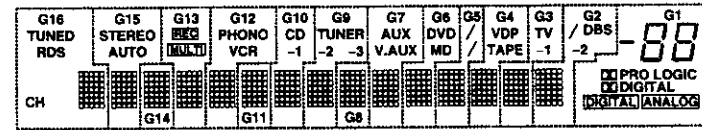
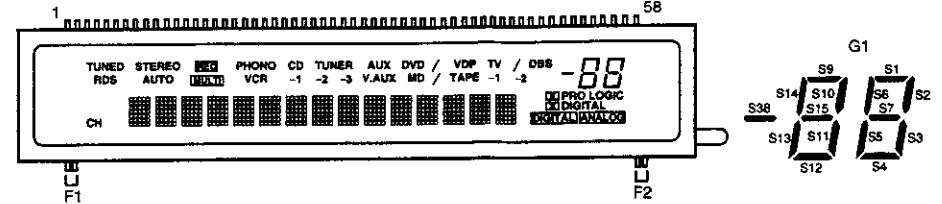
SML1216W



RBV-1506



FL DISPLAY CM1690C (VI : FL101)



Pin Assignment

PIN NO.	1	2	3	4	5	6	7	8	9	10	11	12	13	14	15	16	17	18	19	20
CONNECTION	F1	F1	S1	S2	S3	S4	S5	S6	S7	S8	S9	S10	S11	S12	S13	S14	S15	S16	S17	S18
PIN NO.	21	22	23	24	25	26	27	28	29	30	31	32	33	34	35	36	37	38	39	40
CONNECTION	S19	S20	S21	S22	S23	S24	S25	S26	S27	S28	S29	S30	S31	S32	S33	S34	S35	S36	S37	S38
PIN NO.	41	42	43	44	45	46	47	48	49	50	51	52	53	54	55	56	57	58		
CONNECTION	G16	G15	G14	G13	G12	G11	G10	G9	G8	G7	G6	G5	G4	G3	G2	G1	F2	F2		

F1,F2 : Filament
 G1-G16 : Grid
 S1-S38 : Anode

Anode & Grid Assignment

	G1	G2-G16	G1	G2-G16	G1	G2-G16	G1	G2-G16	G1	G2-G16	
S1	S1	S1	S10	S10	S10	S19	---	S19	S28	---	S28
S2	S2	S2	S11	S11	S11	S20	---	S20	S29	---	S29
S3	S3	S3	S12	S12	S12	S21	---	S21	S30	---	S30
S4	S4	S4	S13	S13	S13	S22	---	S22	S31	---	S31
S5	S5	S5	S14	S14	S14	S23	---	S23	S32	---	S32
S6	S6	S6	S15	S15	S15	S24	---	S24	S33	---	S33
S7	S7	S7	S16	---	S16	S25	---	S25	S34	---	S34
S8	---	S8	S17	DDIGITAL	S17	S26	---	S26	S35	---	S35
S9	S9	S9	S18	DDPROLOGIC	S18	S27	---	S27	---	---	---

	G1	G2	G3	G4	G5	G6	G7	G8	G9	G10	G11	G12	G13	G14	G15	G16
S36	DIGITAL	/	TV	VDP	/(DVD)	DVD	AUX	---	TUNER	CD	---	PHONO	REC	---	STEREO	TUNED
S37	ANALOG	-2	-1	TAPE	/(MD)	MD	V.MAX	---	-2	-1	---	VCR	MULTI	---	AUTO	RDS
S38	S38	DBS	---	---	---	---	---	---	-3	---	---	---	---	---	---	CH

PRINTED WIRING BOARDS

1 2 3 4 5 6 7 8

1U-3124 AUDIO IN & SP P.W.B. UNIT Ass'y

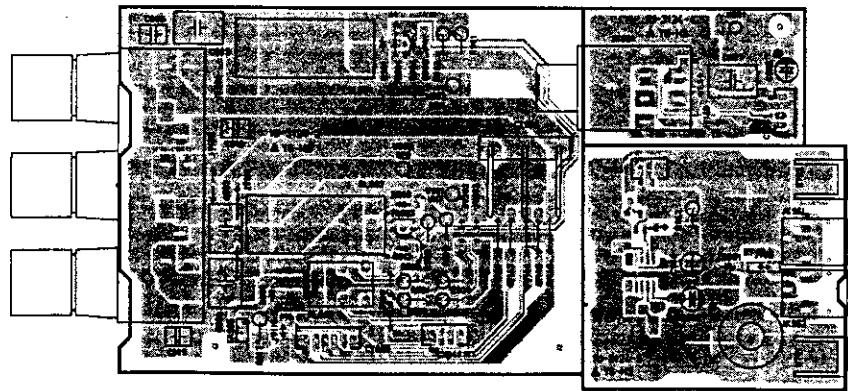
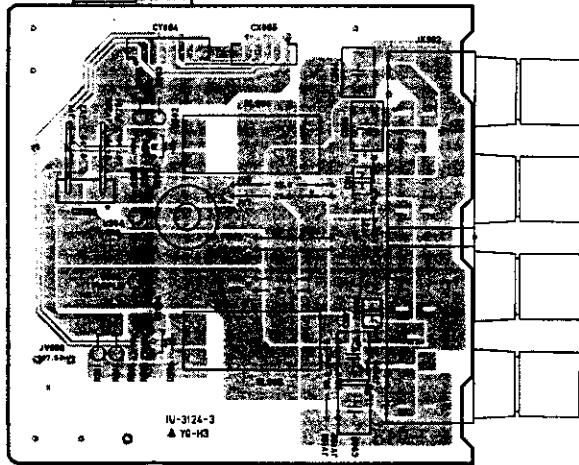

A

B

C

D

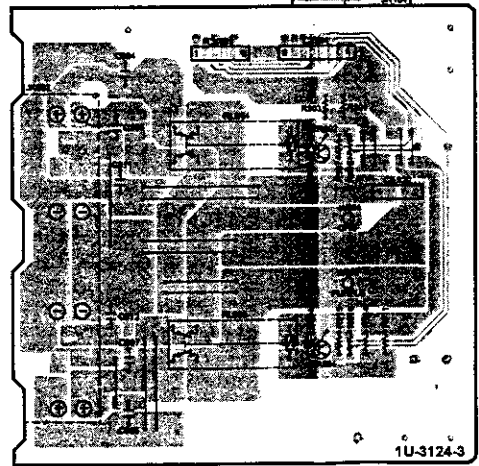

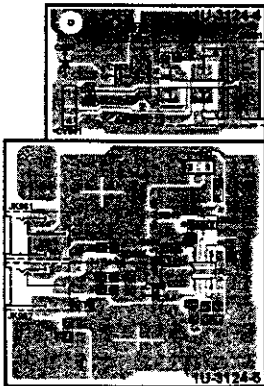

E



COMPONENT SIDE

1 2 3 4 5 6 7 8

A
B
C
D
E



FOIL SIDE

1

2

3

4

5

6

7

8

1U-3125 VIDEO & FLD UNIT

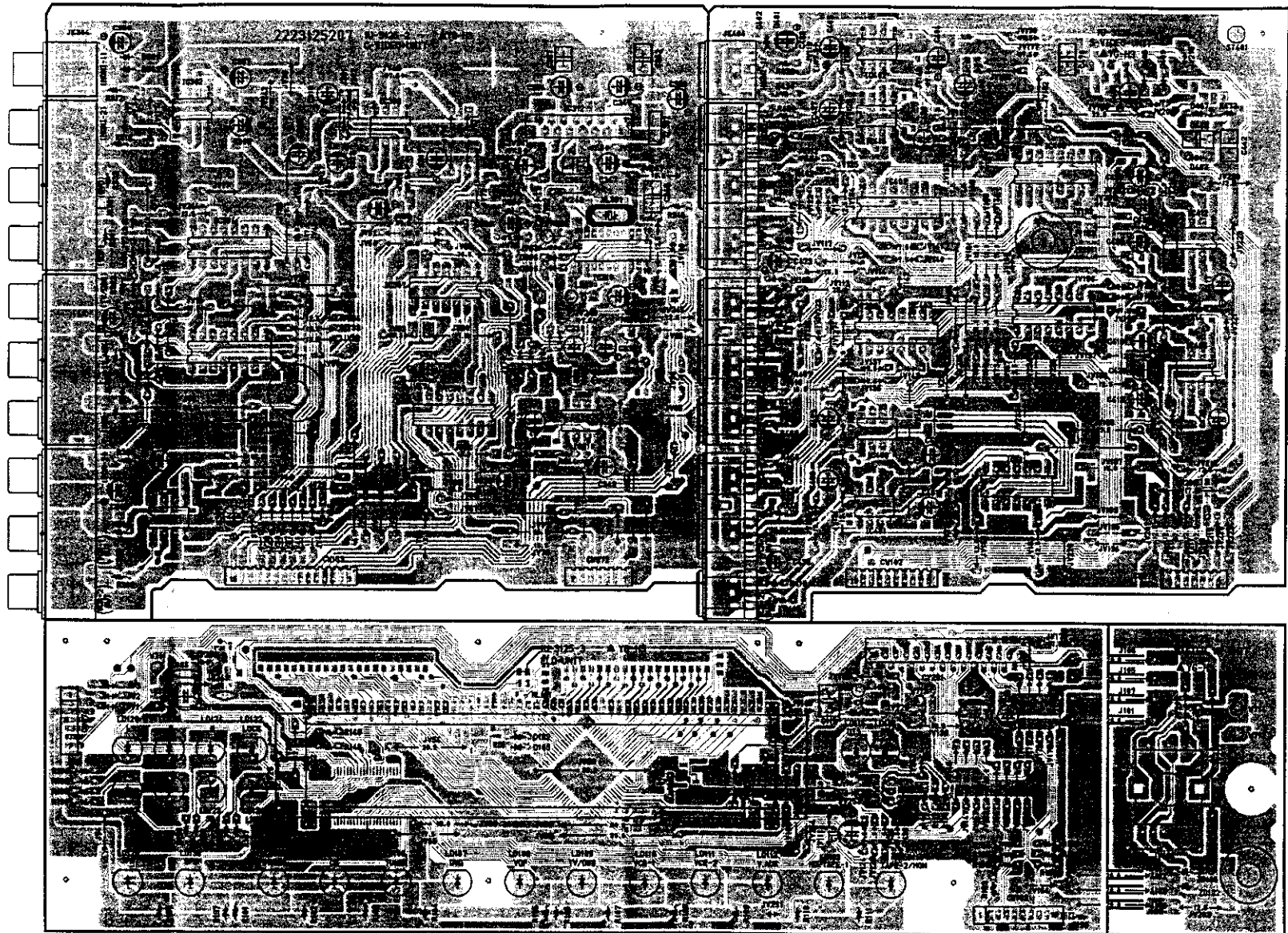
A

B

C

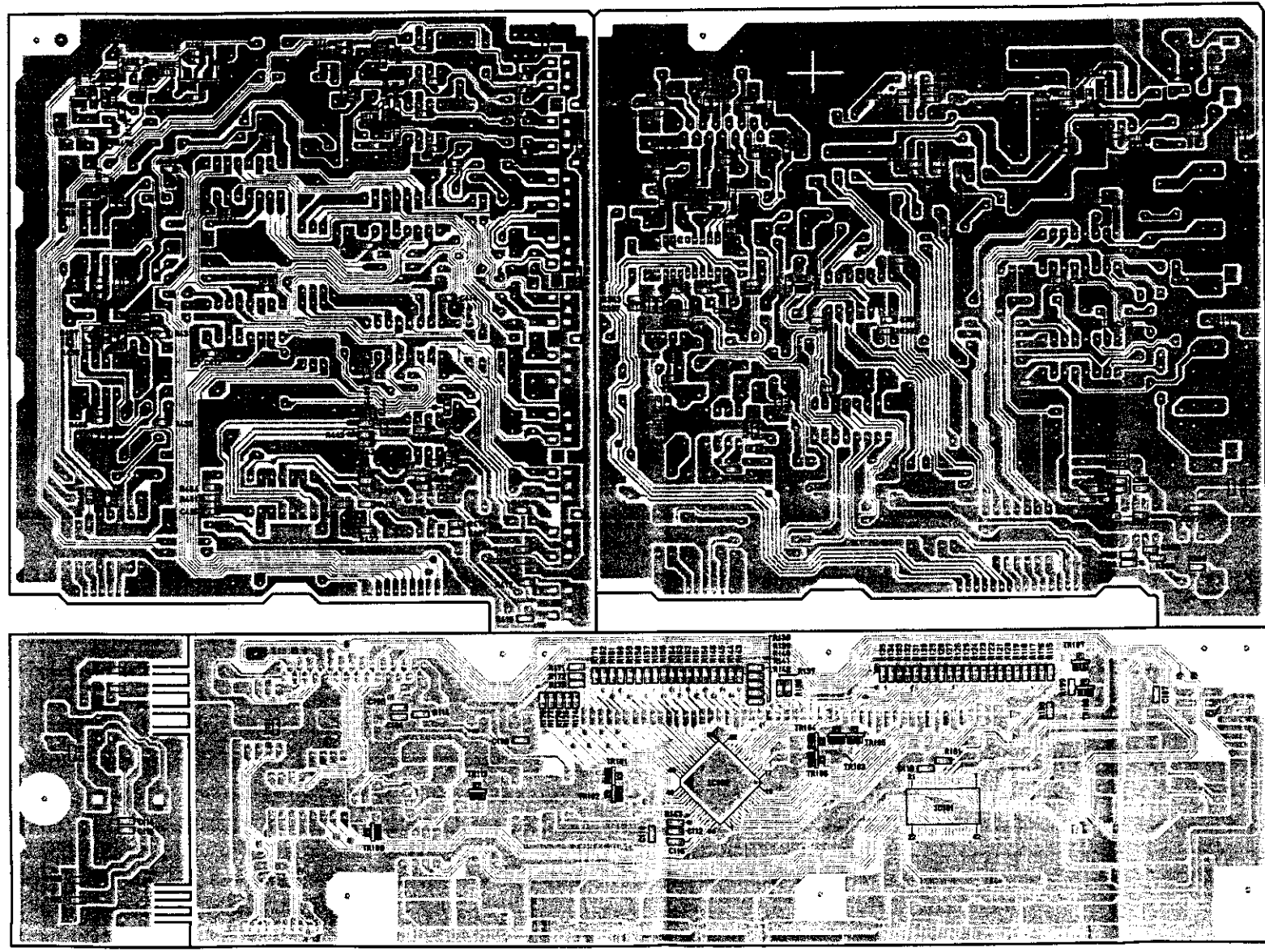
D

E



COMPONENT SIDE

1 2 3 4 5 6 7 8



A
B
C
D
E

FOIL SIDE

1 2 3 4 5 6 7 8

1U-3126 TUNER & AMP UNIT


A

B

C


D

E



COMPONENT SIDE

1 2 3 4 5 6 7 8



A
B
C
D
E

FOIL SIDE

1

2

3

4

5

6

7

8

1U-3127 MAIN & REG. UNIT


A

B

C


D

E



COMPONENT SIDE

1 2 3 4 5 6 7 8



FOIL SIDE

1

2

3

4

5

6

7

8

1U-3128 RECTIFIER & PRI. UNIT

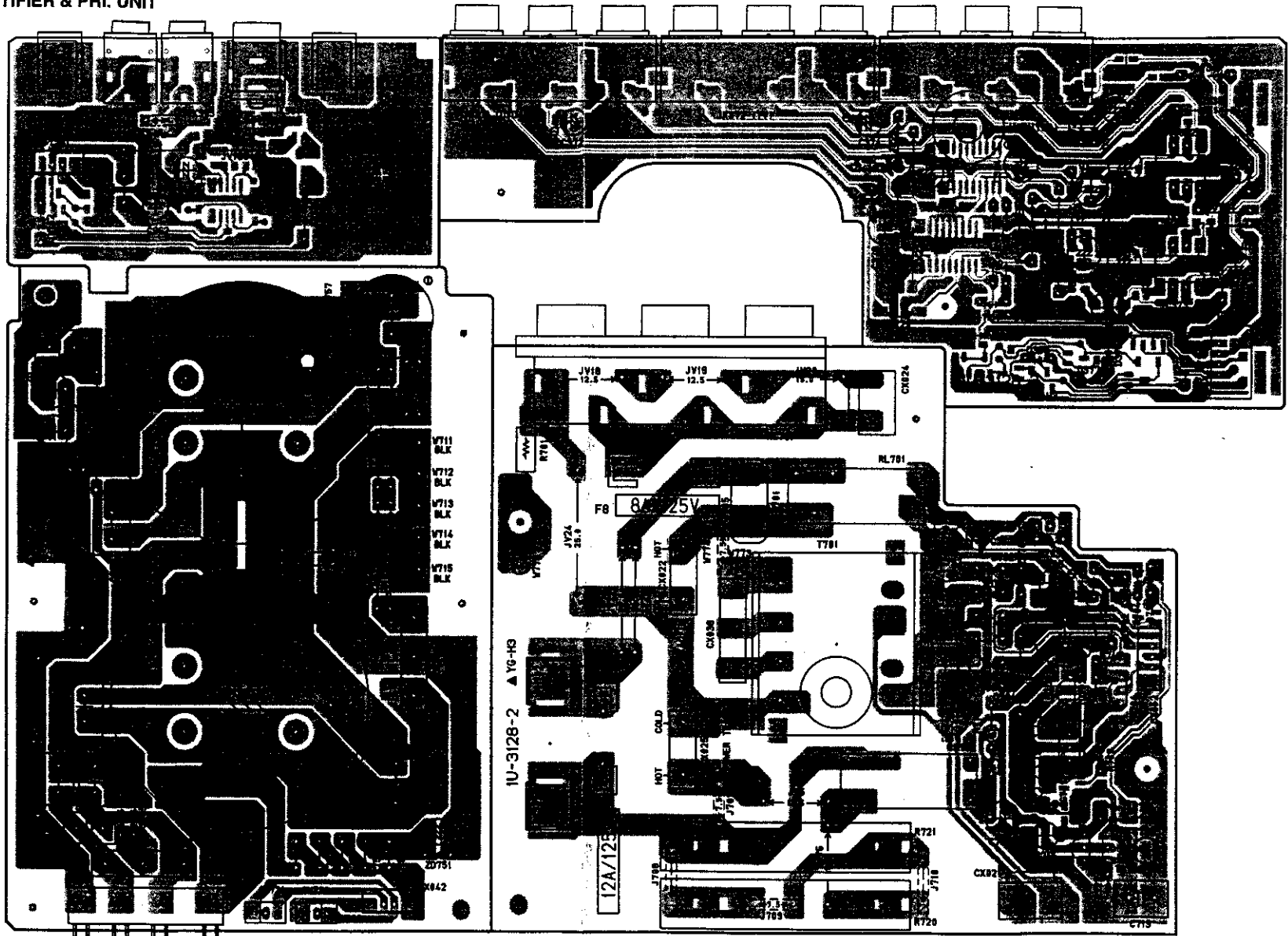
A

B

C

D


E



COMPONENT SIDE

1 2 3 4 5 6 7 8

A
B
C
D
E



FOIL SIDE

1

2

3

4

5

6

7

8

1U-3254 EXT IN UNIT


A

B


C

D

E



COMPONENT SIDE



FOIL SIDE

1 2 3 4 5 6 7 8

1U-3274 D/A UNIT


A

B

C

D

E



COMPONENT SIDE

1 2 3 4 5 6 7 8


A

B

C

D

E




FOIL SIDE

1 2 3 4 5 6 7 8

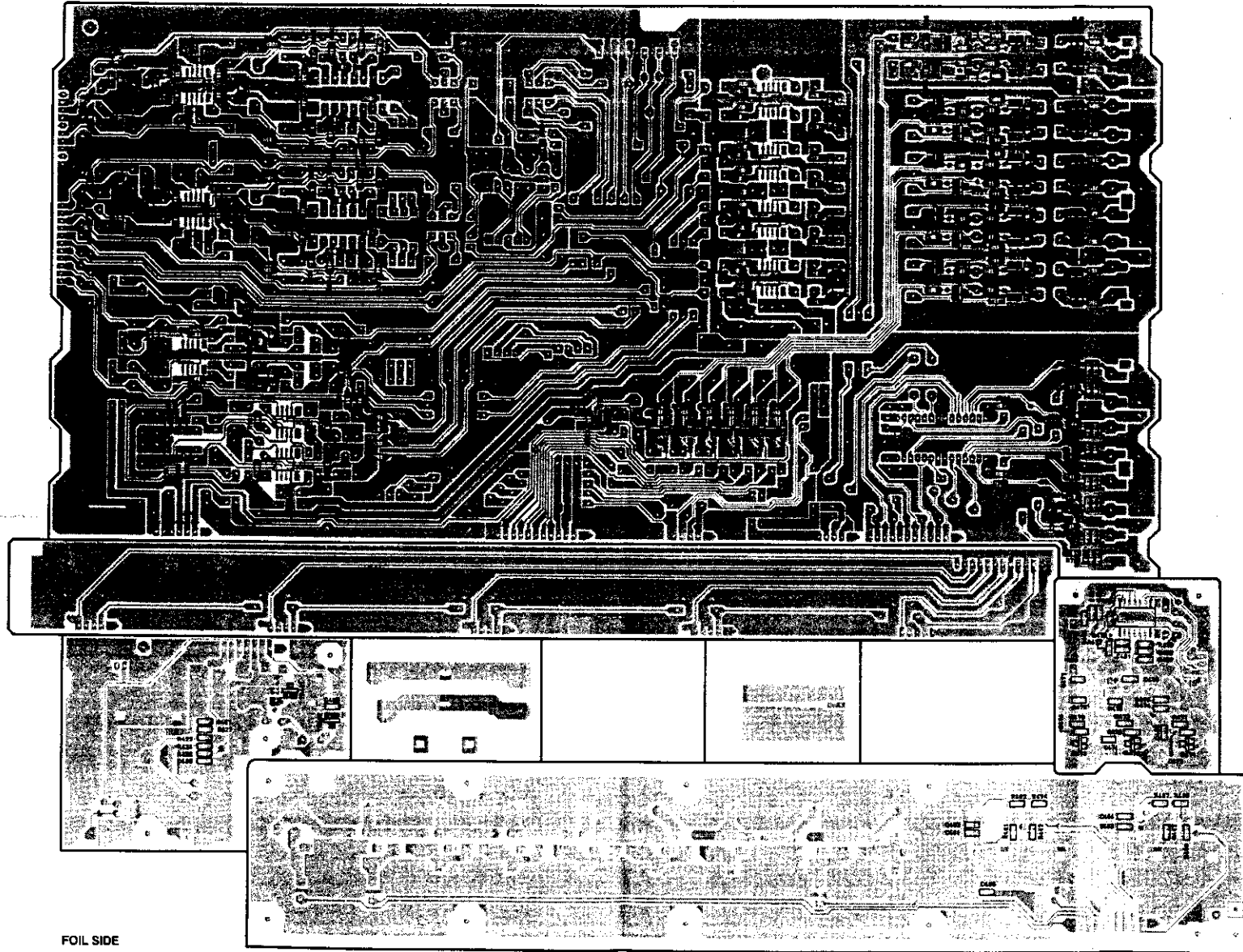
1U-3275 TONE PREOUT UNIT

A
B
C
D
E



COMPONENT SIDE

1 2 3 4 5 6 7 8



A
B
C
D
E

FOIL SIDE

1 2 3 4 5 6 7 8

1U-3288 DSP UNIT


A

B

C

D


E



COMPONENT SIDE

1 2 3 4 5 6 7 8

A
B
C
D
E



FOIL SIDE

NOTE FOR PARTS LIST

- Part indicated with the mark "⊙" are not always in stock and possibly to take a long period of time for supplying, or in some case supplying of part may be refused.
- When ordering of part, clearly indicate "1" and "1" (i) to avoid mis-supplying.
- Ordering part without stating its part number can not be supplied.
- Part indicated with the mark "※" is not illustrated in the exploded view.
- Not including Carbon Film ±5%, 1/4W Type in the P.W.Board parts list. (Refer to the Schematic Diagram for those parts.)

WARNING:

Parts marked with this symbol Δ have critical characteristics.
Use ONLY replacement parts recommended by the manufacturer.

Resistors

Ex: RN Type	14K Shape and performance	2E Power	182 Resist- ance	G Allowable error	ER Others
RD : Carbon RC : Composition RS : Metal oxide film RW : Winding RM : Metal film RK : Metal mixture	2B : 1/8W 2E : 1/4W 2H : 1/2W 3A : 1W 3D : 2W 3F : 3W 3H : 5W	F : ±1% G : ±2% J : ±3% K : ±10% M : ±20%	P : Pulse-resistant type NL : Low noise type NB : Non-burning type FR : Fuse-resistor F : Lead wire forming		

Resistance
 $\frac{1}{\text{---}} \frac{2}{\text{---}} \frac{3}{\text{---}}$ ⇒ 1800 ohm = 1.8 kohm
 Indicates number of zeros after effective number.
 2-digit effective number.
 • Units: ohm

$\frac{1}{\text{---}} \frac{2}{\text{---}} \frac{3}{\text{---}}$ ⇒ 1.2 ohm
 1-digit effective number.
 2-digit effective number, decimal point indicated by R.
 • Units: ohm

Capacitors

Ex: CE Type	04W Shape and performance	1H Dielectric strength	2B2 Dielectric Capacity	M Allowable error	BP Others
CE : Aluminum foil electrolytic CA : Aluminum solid electrolytic CS : Tantalum electrolytic CO : Film CK : Ceramic CC : Ceramic CP : Oil CM : Mica CQ : Metallized CH : Metallized	0J : 5.3V 1A : 10V 1C : 16V 1E : 25V 1V : 35V 1H : 50V 5A : 100V 2D : 125V 2D : 160V 2D : 200V 2E : 250V 2H : 500V 2J : 630V	F : ±1% G : ±2% J : ±5% K : ±10% M : ±20%	Z : ±80% C : ±5A part W : UL-CSA type F : Lead wire forming	HS : High stability type SP : Non-polar type NR : Ripple-resistant type DL : For charge and discharge HF : For assuring high frequency	U : UL part C : CSA part W : UL-CSA type F : Lead wire forming

Capacity (electrolytic only)
 $\frac{2}{\text{---}} \frac{2}{\text{---}} \frac{2}{\text{---}}$ ⇒ 2200μF
 Indicates number of zeros after effective number.
 2-digit effective number.
 • Units: μF.

$\frac{2}{\text{---}} \frac{2}{\text{---}} \frac{2}{\text{---}}$ ⇒ 2.2μF
 1-digit effective number.
 2-digit effective number, decimal point indicated by R.
 • Units: μF.

Capacity (except electrolytic)
 $\frac{2}{\text{---}} \frac{2}{\text{---}} \frac{2}{\text{---}}$ ⇒ 2200pF=0.0022μF
 (More than 2) indicates number of zeros after effective number.
 2-digit effective number.
 • Units: μF.

$\frac{2}{\text{---}} \frac{2}{\text{---}} \frac{1}{\text{---}}$ ⇒ 220pF
 (0 or 1) indicates number of zeros after effective number.
 2-digit effective number.
 • Units: pF.

• When the dielectric strength is indicated in AC, "AC" is included after the dielectric strength value.

PARTS LIST OF P.W.B. UNIT 1U-3124F/G AUDIO IN & SP UNIT

Note: The symbols in the column "Remarks" indicate the following destinations.
 EU: U.S.A. model E1: Asia model
 EC: Canada model (AVR-4800) EIC: China model
 E2: Europe model EUT: Taiwan R.O.C. model

Ref. No.	Part No.	Part Name	Remarks	Ref. No.	Part No.	Part Name	Remarks
SEMICONDUCTORS GROUP							
IC101-109	263 0896 909	IC NJM2068MD-T1		R171,172	247 0011 973	Carbon chip 62 kohm 1/10W	RM73B-623JT
IC110	262 2545 006	IC TC9274N-011		R173,174	247 0013 984	Carbon chip 470 kohm 1/10W	RM73B-474JT
IC111	262 2033 000	IC TC9273M-004		R175,176	247 0006 962	Carbon chip 470 ohm 1/10W	RM73B-471JT
IC112	263 0896 909	IC NJM2068MD-T1		R177,178	247 0004 922	Carbon chip 47 ohm 1/10W	RM73B-470JT
IC251	263 0896 909	IC NJM2068MD-T1		R179,180	247 0011 944	Carbon chip 47 kohm 1/10W	RM73B-473JT
IC253	263 0896 909	IC NJM2068MD-T1		R181,182	247 0011 973	Carbon chip 62 kohm 1/10W	RM73B-623JT
TR201	269 0018 905	Transistor DTC143ES(4.7K-4.7K)T		R183,184	247 0013 984	Carbon chip 470 kohm 1/10W	RM73B-474JT
TR901-904	273 0388 906	Transistor 2SC1740S(E)-T		R185,186	247 0006 962	Carbon chip 470 ohm 1/10W	RM73B-471JT
TR905	269 0018 905	Transistor DTC143ES(4.7K-4.7K)T		R187,188	247 0004 922	Carbon chip 47 ohm 1/10W	RM73B-470JT
D201	276 0432 903	Diode 1SS270A TE (TAPE)		R189,190	247 0011 944	Carbon chip 47 kohm 1/10W	RM73B-473JT
RESISTORS GROUP							
R101,102	247 0006 946	Carbon chip 390 ohm 1/10W	RM73B-391JT	R205,206	247 0011 973	Carbon chip 62 kohm 1/10W	RM73B-623JT
R103,104	247 0011 988	Carbon chip 68 kohm 1/10W	RM73B-683JT	R227,228	247 0018 905	Carbon chip 0 ohm 1/10W	RM73B-0R0KT
R105,106	247 0012 969	Carbon chip 150 kohm 1/10W	RM73B-154JT	R227,228	247 0007 974	Carbon chip 1.3 kohm 1/10W	RM73B-132JT
R107,108	247 0004 922	Carbon chip 47 ohm 1/10W	RM73B-470JT				
R109,110	247 0005 992	Carbon chip 240 ohm 1/10W	RM73B-241JT	R251,252	247 0012 927	Carbon chip 100 kohm 1/10W	RM73B-104JT
R111,112	247 0012 956	Carbon chip 130 kohm 1/10W	RM73B-134JT	R253,254	247 0005 905	Carbon chip 100 ohm 1/10W	RM73B-101JT
R113,114	247 0009 998	Carbon chip 11 kohm 1/10W	RM73B-113JT	R255,256	247 0010 990	Carbon chip 30 kohm 1/10W	RM73B-303JT
R115,116	247 0003 949	Carbon chip 22 ohm 1/10W	RM73B-220JT	R257,258	247 0010 929	Carbon chip 15 kohm 1/10W	RM73B-153JT
R117,118	247 0005 905	Carbon chip 100 ohm 1/10W	RM73B-101JT	R263,264	247 0012 927	Carbon chip 100 kohm 1/10W	RM73B-104JT
R119,120	247 0011 944	Carbon chip 47 kohm 1/10W	RM73B-473JT	R265,266	247 0018 905	Carbon chip 0 ohm 1/10W	RM73B-0R0KT
R121,122	247 0011 973	Carbon chip 62 kohm 1/10W	RM73B-623JT	R269,270	247 0018 905	Carbon chip 0 ohm 1/10W	RM73B-0R0KT
R123,124	247 0013 984	Carbon chip 470 kohm 1/10W	RM73B-474JT	R273,274	247 0005 905	Carbon chip 100 ohm 1/10W	RM73B-101JT
R125,126	247 0006 962	Carbon chip 470 ohm 1/10W	RM73B-471JT	R275-280	247 0012 927	Carbon chip 100 kohm 1/10W	RM73B-104JT
R127,128	247 0004 922	Carbon chip 47 ohm 1/10W	RM73B-470JT	R286	241 2380 905	Carbon film 1.2 kohm 1/4W(NB)	RD1482E122JNBST
R129,130	247 0011 944	Carbon chip 47 kohm 1/10W	RM73B-473JT	R287,288	247 0012 927	Carbon chip 100 kohm 1/10W	RM73B-104JT
R131,132	247 0011 973	Carbon chip 62 kohm 1/10W	RM73B-623JT	R289-292	247 0018 905	Carbon chip 0 ohm 1/10W	RM73B-0R0KT
R133,134	247 0013 984	Carbon chip 470 kohm 1/10W	RM73B-474JT	R293,294	247 0012 927	Carbon chip 100 kohm 1/10W	RM73B-104JT
R135,136	247 0006 962	Carbon chip 470 ohm 1/10W	RM73B-471JT	R301,302	247 0018 905	Carbon chip 0 ohm 1/10W	RM73B-0R0KT
R137,138	247 0004 922	Carbon chip 47 ohm 1/10W	RM73B-470JT	R309,310	247 0018 905	Carbon chip 0 ohm 1/10W	RM73B-0R0KT
R139,140	247 0011 944	Carbon chip 47 kohm 1/10W	RM73B-473JT	R317,318	247 0018 905	Carbon chip 0 ohm 1/10W	RM73B-0R0KT
R141,142	247 0011 973	Carbon chip 62 kohm 1/10W	RM73B-623JT	R321,322	247 0018 905	Carbon chip 0 ohm 1/10W	RM73B-0R0KT
R143,144	247 0013 984	Carbon chip 470 kohm 1/10W	RM73B-474JT	R329,330	247 0018 905	Carbon chip 0 ohm 1/10W	RM73B-0R0KT
R145,146	247 0006 962	Carbon chip 470 ohm 1/10W	RM73B-471JT	R337,338	247 0018 905	Carbon chip 0 ohm 1/10W	RM73B-0R0KT
R147,148	247 0004 922	Carbon chip 47 ohm 1/10W	RM73B-470JT	R341,342	247 0018 905	Carbon chip 0 ohm 1/10W	RM73B-0R0KT
R149,150	247 0011 944	Carbon chip 47 kohm 1/10W	RM73B-473JT	R349,350	247 0018 905	Carbon chip 0 ohm 1/10W	RM73B-0R0KT
R151,152	247 0011 973	Carbon chip 62 kohm 1/10W	RM73B-623JT	R357,358	247 0018 905	Carbon chip 0 ohm 1/10W	RM73B-0R0KT
R153,154	247 0013 984	Carbon chip 470 kohm 1/10W	RM73B-474JT	R361,362	247 0018 905	Carbon chip 0 ohm 1/10W	RM73B-0R0KT
R155,156	247 0006 962	Carbon chip 470 ohm 1/10W	RM73B-471JT	R369,370	247 0018 905	Carbon chip 0 ohm 1/10W	RM73B-0R0KT
R157,158	247 0004 922	Carbon chip 47 ohm 1/10W	RM73B-470JT	R377,378	247 0018 905	Carbon chip 0 ohm 1/10W	RM73B-0R0KT
R159,160	247 0011 944	Carbon chip 47 kohm 1/10W	RM73B-473JT	R381-388	247 0018 905	Carbon chip 0 ohm 1/10W	RM73B-0R0KT
R161,162	247 0011 973	Carbon chip 62 kohm 1/10W	RM73B-623JT				
R163,164	247 0013 984	Carbon chip 470 kohm 1/10W	RM73B-474JT	R901-903	244 2043 908	Metal oxide 680 ohm 1W(NB)	RS1483A681JNBST(S)
R165,166	247 0006 962	Carbon chip 470 ohm 1/10W	RM73B-471JT	R906	244 2043 908	Metal oxide 680 ohm 1W(NB)	RS1483A681JNBST(S)
R167,168	247 0004 922	Carbon chip 47 ohm 1/10W	RM73B-470JT	R908	244 2043 908	Metal oxide 680 ohm 1W(NB)	RS1483A681JNBST(S)
R169,170	247 0011 944	Carbon chip 47 kohm 1/10W	RM73B-473JT				

Ref. No.	Part No.	Part Name	Remarks	Ref. No.	Part No.	Part Name	Remarks
R910,911	244 2043 908	Metal oxide 680 ohm 1W(NB)	RS14B3A681JNBST(S)	C240-242	254 4524 943	Electrolytic 1µF/50V	CE04WH100MT SMGRE3
R914	244 2043 908	Metal oxide 680 ohm 1W(NB)	RS14B3A681JNBST(S)	C247	254 4524 943	Electrolytic 1µF/50V	CE04WH100MT SMGRE3
R917	241 2380 905	Carbon film 1.2 kohm 1/4W(NB)	RD14B2E122JNBST	C253,254	254 4524 985	Electrolytic 10µF/50V	CE04WH100MT SMGRE3
R918-921	244 2052 960	Metal oxide 220 ohm 1W(NB)	RS14B3A221JNBST(S)	C255-258	256 1058 971	Metalized 0.1µF/50V	CF93A1H104JT (JL)
R951	247 0005 905	Carbon chip 100 ohm 1/10W	RM73B-101JT	C263-266	254 4524 985	Electrolytic 10µF/50V	CE04WH100MT SMGRE3
CAPACITORS GROUP				C269,270	254 4524 998	Electrolytic 22µF/50V	CE04WH220MT SMGRE3
C101,102	257 0005 944	Ceramic chip 220pF/50V	CC73SL1H221JT	C271,272	254 4524 985	Electrolytic 10µF/50V	CE04WH100MT SMGRE3
C105,106	254 4524 985	Electrolytic 10µF/50V	CE04WH100MT SMGRE3	C273,274	254 4524 998	Electrolytic 22µF/50V	CE04WH220MT SMGRE3
C107,108	257 0004 961	Ceramic chip 100pF/50V	CC73SL1H101JT	C275	254 4524 969	Electrolytic 3.3µF/50V	CE04WH330MT SMGRE3
C105,110	254 4536 931	Electrolytic 220µF/10V	CE04WH220MT SMGRE3	C901-907	255 4235 934	Mylar film 0.01µF/100V	CO93P2A103JT(NH) for E2,E1,E1C
C111,112	255 4199 999	Mylar film 0.024µF/50V	CO92M1H243JT(MRZ)	C908-912	255 1265 936	Mylar film 0.01µF/50V	CO93M1H103JT(B)
C113,114	255 1265 907	Mylar film 6800pF/50V	CO93M1H680JT(B)	C953	257 0012 966	Ceramic chip 0.01µF/50V	CK73F1H103ZT
C115,118	254 4524 985	Electrolytic 10µF/50V	CE04WH100MT SMGRE3	C957	256 1058 971	Metalized 0.1µF/50V	CF93A1H104JT (JL)
C119,120	257 0004 961	Ceramic chip 100pF/50V	CC73SL1H101JT for E2,E1,E1C	OTHER PARTS GROUP			
C121,122	254 4524 985	Electrolytic 10µF/50V	CE04WH100MT SMGRE3	CN105	002 9022 069	10C R.wire Assy	1
C127,128	254 4525 913	Electrolytic 47µF/50V	CE04WH470MT SMGRE3	CW082	205 0885 095	8P connector socket (TUC-P)	1
C129,130	254 4524 943	Electrolytic 1µF/50V	CE04WH100MT SMGRE3	CW088	205 0885 095	8P connector socket (TUC-P)	1
C131,132	257 0004 961	Ceramic chip 100pF/50V	CC73SL1H101JT for E2,E1,E1C	CW105	205 0409 002	10P dip socket	1
C133,134	254 4524 985	Electrolytic 10µF/50V	CE04WH100MT SMGRE3	CW118	205 0885 066	11P connector socket (TUC-P)	1
C139,140	254 4525 913	Electrolytic 47µF/50V	CE04WH470MT SMGRE3	CW142	205 0885 011	14P connector socket (TUC-P)	1
C143,144	257 0004 961	Ceramic chip 100pF/50V	CC73SL1H101JT for E2,E1,E1C	CW155	205 0885 040	15P connector socket (TUC-P)	1
C145,146	254 4524 985	Electrolytic 10µF/50V	CE04WH100MT SMGRE3	CX041	205 0343 045	4P connector base (KR-PH)	1
C151,152	254 4538 926	Electrolytic 33µF/16V	CE04WH330MT SMGRE3	CX065	205 0343 061	6P connector base (KR-PH)	1
C155,156	257 0004 961	Ceramic chip 100pF/50V	CC73SL1H101JT for E2,E1,E1C	CX920	205 0075 025	2P terminal	1
C157,158	254 4524 985	Electrolytic 10µF/50V	CE04WH100MT SMGRE3	CX931	205 0075 038	3P terminal	1
C163,164	254 4538 926	Electrolytic 33µF/16V	CE04WH330MT SMGRE3	CY041	205 0343 045	4P connector base (KR-PH)	1
C167,168	257 0004 961	Ceramic chip 100pF/50V	CC73SL1H101JT for E2,E1,E1C	CY065	205 0343 061	6P connector base (KR-PH)	1
C169,170	254 4524 985	Electrolytic 10µF/50V	CE04WH100MT SMGRE3	CY084	205 0343 087	8P connector base (KR-PH)	1
C175,176	254 4538 926	Electrolytic 33µF/16V	CE04WH330MT SMGRE3	CY143	205 0375 042	14P connector base (KR-PH)	1
C177,178	254 4524 943	Electrolytic 1µF/50V	CE04WH100MT SMGRE3	CZ105	205 0409 002	10P dip socket	1
C179,180	257 0004 961	Ceramic chip 100pF/50V	CC73SL1H101JT for E2,E1,E1C	JK101,102	204 8543 006	6P pin jack	2
C181,182	254 4524 985	Electrolytic 10µF/50V	CE04WH100MT SMGRE3	JK103,104	204 8540 009	4P pin jack	2
C187,188	254 4538 926	Electrolytic 33µF/16V	CE04WH330MT SMGRE3	JK901	205 1097 002	6P SP terminal	1
C191,192	257 0004 961	Ceramic chip 100pF/50V	CC73SL1H101JT for E2,E1,E1C	JK902	205 1098 001	8P SP terminal	1
C193,194	254 4524 985	Electrolytic 10µF/50V	CE04WH100MT SMGRE3	JK951	204 8217 031	Headphone jack (BK(AU))	1
C199,200	254 4538 926	Electrolytic 33µF/16V	CE04WH330MT SMGRE3	LF101,102	235 9003 002	FTZ choke coil	for E2,E1,E1C 2
C203,204	257 0004 961	Ceramic chip 100pF/50V	CC73SL1H101JT for E2,E1,E1C	RL501	214 0205 006	Relay (EA2-12N57)	1
C205,206	254 4524 985	Electrolytic 10µF/50V	CE04WH100MT SMGRE3	RL901,902	214 0195 006	Relay FTR-F1	2
C211,212	254 4538 926	Electrolytic 33µF/16V	CE04WH330MT SMGRE3	RL903	214 0205 006	Relay (EA2-12N57)	1
C215,216	254 4524 985	Electrolytic 10µF/50V	CE04WH100MT SMGRE3				
C221,222	257 0004 961	Ceramic chip 100pF/50V	CC73SL1H101JT for E2,E1,E1C				

1U-3125F VIDEO & FLD UNIT

Ref. No.	Part No.	Part Name	Remarks	Qty
RL904.905	214 0195 006	Relay FTR-F1		2
SH101	414 0799 109	Shield plate		1
W901	203 0677 058	1P contact Ass'y	White	1
W902	203 0677 061	1P contact Ass'y	Red	1
W903	203 0677 074	1P contact Ass'y	Brown	1
W904	203 0677 087	1P contact Ass'y	Orange	1
W905	203 0677 090	1P contact Ass'y	Purple	1
W951	203 0322 002	1P contact Ass'y		1

Ref. No.	Part No.	Part Name	Remarks
SEMICONDUCTORS GROUP			
IC101	262 1911 903	IC M66313FP-T1	
IC102	262 2549 002	IC LC75721E	
IC301,302	263 1075 004	IC TK15420D	
IC304,305	262 2789 002	IC BU4051BC	
IC307	262 0276 005	IC HD14066BP	
IC308	263 1075 004	IC TK15420D	
IC309	262 2067 005	IC MC74HC4053N	
IC310	262 2734 105	IC M35015-209SP	
IC311	263 1075 004	IC TK15420D	
IC312	263 0682 003	IC NJM2229S	
IC401,402	263 1075 004	IC TK15420D	
IC403,404	262 2789 002	IC BU4051BC	
IC406	263 1075 004	IC TK15420D	
IC407,408	262 2789 002	IC BU4051BC	
IC409	263 1075 004	IC TK15420D	
IC411	262 0276 005	IC HD14066BP	
IC412,413	263 1075 004	IC TK15420D	
TR101	269 0055 900	Transistor DTA144EKT96	
TR102	269 0054 901	Transistor DTC144EKT96	
TR103	269 0055 900	Transistor DTA144EKT96	
TR104	269 0054 901	Transistor DTC144EKT96	
TR105	269 0055 900	Transistor DTA144EKT96	
TR106	269 0054 901	Transistor DTC144EKT96	
TR109,110	269 0083 901	Transistor DTA114EKT96	
TR301	269 0082 902	Transistor DTC114EKT96	
TR302	273 0384 900	Transistor 2SC2412KT96(S)	
TR303	273 0446 903	Transistor 2PC1815SL(TAPE)	
TR403	271 0238 908	Transistor 2SA1037KT96(S/R)	
TR404,405	269 0082 902	Transistor DTC114EKT96	
D101-103	276 0432 903	Diode 1SS270A TE (TAPE)	
D303-306	276 0432 903	Diode 1SS270A TE (TAPE)	
D403	276 0432 903	Diode 1SS270A TE (TAPE)	
D407,408	276 0432 903	Diode 1SS270A TE (TAPE)	
ZD101	276 0644 937	Zener diode MTZJ9.1A T77	
ZD102,103	276 0637 902	Zener diode MTZJ6.2AT77	
LD104-114	393 9434 906	LED SEL1210S(TP2)	Red
LD115,116	393 9465 904	LED SEL-1210R(TP7)	Red
LD117	393 9491 004	LED SML1216W(LED)	
LD121	393 9434 906	LED SEL1210S(TP2)	Red
LD122	393 9452 904	LED SEL1410E(TP2)	Green
LD123-128	393 9434 906	LED SEL1210S(TP2)	Red

Ref. No.	Part No.	Part Name	Remarks
LD129,130	393 9452 904	LED SEL1410E(TP2)	Green
RESISTORS GROUP			
R114	247 0009 985	Carbon chip 10 kohm 1/10W	RM73B-103JT
R115-130	247 0011 986	Carbon chip 68 kohm 1/10W	RM73B-683JT
R131,132	247 0011 944	Carbon chip 47 kohm 1/10W	RM73B-473JT
R133-146	247 0011 986	Carbon chip 68 kohm 1/10W	RM73B-683JT
R147	247 0009 985	Carbon chip 10 kohm 1/10W	RM73B-103JT
R150-162	247 0011 986	Carbon chip 68 kohm 1/10W	RM73B-683JT
R170-177	247 0011 986	Carbon chip 68 kohm 1/10W	RM73B-683JT
R178	247 0011 944	Carbon chip 47 kohm 1/10W	RM73B-473JT
R183,184	247 0005 905	Carbon chip 100 ohm 1/10W	RM73B-101JT
R185,186	247 0009 901	Carbon chip 4.7 kohm 1/10W	RM73B-472JT
R199	247 0018 905	Carbon chip 0 ohm 1/10W	RM73B-0R0KT
R307	247 0010 961	Carbon chip 22 kohm 1/10W	RM73B-223JT
R309	247 0010 961	Carbon chip 22 kohm 1/10W	RM73B-223JT
R311	247 0010 961	Carbon chip 22 kohm 1/10W	RM73B-223JT
R313	247 0010 961	Carbon chip 22 kohm 1/10W	RM73B-223JT
R314	247 0009 985	Carbon chip 10 kohm 1/10W	RM73B-103JT
R315	247 0005 905	Carbon chip 100 ohm 1/10W	RM73B-101JT
R316	247 0007 900	Carbon chip 1.6 kohm 1/10W	RM73B-162JT
R317	247 0005 905	Carbon chip 100 ohm 1/10W	RM73B-101JT
R318	247 0009 985	Carbon chip 10 kohm 1/10W	RM73B-103JT
R319	247 0010 958	Carbon chip 20 kohm 1/10W	RM73B-203JT
R320	247 0009 985	Carbon chip 10 kohm 1/10W	RM73B-103JT
R321	247 0005 905	Carbon chip 100 ohm 1/10W	RM73B-101JT
R322	247 0009 985	Carbon chip 10 kohm 1/10W	RM73B-103JT
R323,324	247 0005 905	Carbon chip 100 ohm 1/10W	RM73B-101JT
R325	247 0009 985	Carbon chip 10 kohm 1/10W	RM73B-103JT
R326	247 0006 975	Carbon chip 510 ohm 1/10W	RM73B-511JT
R327	247 0006 988	Carbon chip 560 ohm 1/10W	RM73B-561JT
R328	247 0005 905	Carbon chip 100 ohm 1/10W	RM73B-101JT
R329	247 0009 985	Carbon chip 10 kohm 1/10W	RM73B-103JT
R330	247 0006 975	Carbon chip 510 ohm 1/10W	RM73B-511JT
R331	247 0006 991	Carbon chip 620 ohm 1/10W	RM73B-621JT
R332	247 0002 966	Carbon chip 10 ohm 1/10W	RM73B-100JT
R334	247 0007 945	Carbon chip 1 kohm 1/10W	RM73B-102JT
R335,336	247 0009 985	Carbon chip 10 kohm 1/10W	RM73B-103JT
R337	247 0009 930	Carbon chip 6.2 kohm 1/10W	RM73B-622JT
R338	241 2387 908	Carbon film 1 ohm 1/4W(NB)	RD14B2E010JNBST
R339	247 0007 945	Carbon chip 1 kohm 1/10W	RM73B-102JT
R340	241 2387 908	Carbon film 1 ohm 1/4W(NB)	RD14B2E010JNBST
R341	247 0005 976	Carbon chip 200 ohm 1/10W	RM73B-201JT
R342	247 0007 945	Carbon chip 1 kohm 1/10W	RM73B-102JT
R343	247 0002 966	Carbon chip 10 ohm 1/10W	RM73B-100JT
R346	247 0008 902	Carbon chip 1.8 kohm 1/10W	RM73B-182JT
R347	247 0018 905	Carbon chip 0 ohm 1/10W	RM73B-0R0KT
R348	247 0009 985	Carbon chip 10 kohm 1/10W	RM73B-103JT
R349	247 0007 945	Carbon chip 1 kohm 1/10W	RM73B-102JT
R350	247 0013 984	Carbon chip 470 kohm 1/10W	RM73B-474JT
R351	247 0006 946	Carbon chip 390 ohm 1/10W	RM73B-391JT
R352	247 0007 987	Carbon chip 1.5 kohm 1/10W	RM73B-152JT
R353	247 0009 985	Carbon chip 10 kohm 1/10W	RM73B-103JT
R354	247 0011 957	Carbon chip 51 kohm 1/10W	RM73B-513JT
R355	247 0011 902	Carbon chip 33 kohm 1/10W	RM73B-333JT
R356	247 0009 956	Carbon chip 7.5 kohm 1/10W	RM73B-752JT
R357,358	247 0018 905	Carbon chip 0 ohm 1/10W	RM73B-0R0KT
R361	247 0006 962	Carbon chip 470 ohm 1/10W	RM73B-471JT
R362-366	247 0009 915	Carbon chip 2 kohm 1/10W	RM73B-202JT
R411	247 0010 961	Carbon chip 22 kohm 1/10W	RM73B-223JT
R413	247 0010 961	Carbon chip 22 kohm 1/10W	RM73B-223JT
R415	247 0010 961	Carbon chip 22 kohm 1/10W	RM73B-223JT
R417	247 0010 961	Carbon chip 22 kohm 1/10W	RM73B-223JT
R419	247 0005 905	Carbon chip 100 ohm 1/10W	RM73B-101JT
R420	247 0009 985	Carbon chip 10 kohm 1/10W	RM73B-103JT
R421	247 0005 905	Carbon chip 100 ohm 1/10W	RM73B-101JT
R422	247 0009 985	Carbon chip 10 kohm 1/10W	RM73B-103JT
R423	247 0010 961	Carbon chip 22 kohm 1/10W	RM73B-223JT
R425	247 0010 961	Carbon chip 22 kohm 1/10W	RM73B-223JT
R427	247 0005 905	Carbon chip 100 ohm 1/10W	RM73B-101JT
R428	247 0008 986	Carbon chip 3.9 kohm 1/10W	RM73B-392JT
R429	247 0002 966	Carbon chip 10 ohm 1/10W	RM73B-100JT
R431	247 0005 905	Carbon chip 100 ohm 1/10W	RM73B-101JT
R432	247 0009 985	Carbon chip 10 kohm 1/10W	RM73B-103JT
R433	247 0005 905	Carbon chip 100 ohm 1/10W	RM73B-101JT
R434	247 0009 985	Carbon chip 10 kohm 1/10W	RM73B-103JT
R435	247 0006 975	Carbon chip 510 ohm 1/10W	RM73B-511JT
R436	247 0006 991	Carbon chip 620 ohm 1/10W	RM73B-621JT
R437	247 0006 975	Carbon chip 510 ohm 1/10W	RM73B-511JT
R438	247 0006 988	Carbon chip 560 ohm 1/10W	RM73B-561JT
R439	247 0009 985	Carbon chip 10 kohm 1/10W	RM73B-103JT
R440	247 0005 905	Carbon chip 100 ohm 1/10W	RM73B-101JT
R441,442	247 0009 985	Carbon chip 10 kohm 1/10W	RM73B-103JT
R443	247 0005 905	Carbon chip 100 ohm 1/10W	RM73B-101JT
R444	247 0009 985	Carbon chip 10 kohm 1/10W	RM73B-103JT
R445,446	247 0005 905	Carbon chip 100 ohm 1/10W	RM73B-101JT
R447	247 0009 985	Carbon chip 10 kohm 1/10W	RM73B-103JT
R448	247 0006 975	Carbon chip 510 ohm 1/10W	RM73B-511JT
R449	247 0006 988	Carbon chip 560 ohm 1/10W	RM73B-561JT
R450	247 0005 905	Carbon chip 100 ohm 1/10W	RM73B-101JT
R451	247 0009 985	Carbon chip 10 kohm 1/10W	RM73B-103JT
R452	247 0006 975	Carbon chip 510 ohm 1/10W	RM73B-511JT
R453	247 0006 988	Carbon chip 560 ohm 1/10W	RM73B-561JT
R454	247 0010 958	Carbon chip 20 kohm 1/10W	RM73B-203JT
R457	247 0010 961	Carbon chip 22 kohm 1/10W	RM73B-223JT
R459	247 0010 961	Carbon chip 22 kohm 1/10W	RM73B-223JT
R461	247 0005 905	Carbon chip 100 ohm 1/10W	RM73B-101JT
R462	247 0007 990	Carbon chip 1.6 kohm 1/10W	RM73B-162JT
R463	247 0005 905	Carbon chip 100 ohm 1/10W	RM73B-101JT
R464	247 0009 985	Carbon chip 10 kohm 1/10W	RM73B-103JT
R472	247 0007 961	Carbon chip 1.2 kohm 1/10W	RM73B-122JT
R474	247 0011 944	Carbon chip 47 kohm 1/10W	RM73B-473JT

Ref. No.	Part No.	Part Name	Remarks
R475	247 0005 989	Carbon chip 220 ohm 1/10W	RM73B-221JT
R476	247 0009 969	Carbon chip 8.2 kohm 1/10W	RM73B-822JT
R477	257 0014 935	Ceramic chip 0.1mF/25V	CK73F1E104ZT
R479,480	247 0009 901	Carbon chip 4.7 kohm 1/10W	RM73B-472JT
R481	247 0007 945	Carbon chip 1 kohm 1/10W	RM73B-102JT
R490	247 0005 905	Carbon chip 100 ohm 1/10W	RM73B-101JT
R491	247 0002 966	Carbon chip 10 ohm 1/10W	RM73B-100JT
R492-499	247 0006 915	Carbon chip 2 kohm 1/10W	RM73B-202JT
CAPACITORS GROUP			
C101	257 0014 935	Ceramic chip 0.1µF/25V	CK73F1E104ZT
C102	254 4538 900	Electrolytic 10µF/16V	CEMWH1010MT SMGR3E
C106	253 9039 906	Ceramic 0.1µF/25V	CK45-1E104ZT(DD-3)
C108	253 1180 921	Ceramic 1000pF/50V	CK45B1H102KT(DD-3)
C107	257 0012 982	Ceramic chip 0.022µF/50V	CK73F1H223ZT
C109	254 4525 926	Electrolytic 100µF/50V	CEMWH1010MT SMGR3E
C110	257 0012 966	Ceramic chip 0.01µF/50V	CK73F1H103ZT
C111	254 4539 947	Electrolytic 330µF/6.3V	CEMWH3301MT SMGR3E
C112	257 0003 933	Ceramic chip 30pF/50V	CC73SL1H300JT
C114,115	257 0010 900	Ceramic chip 0.01µF/50V	CK73B1H103KT
C116	257 0012 966	Ceramic chip 0.01µF/50V	CK73F1H103ZT
C117	254 4536 928	Electrolytic 100µF/10V	CEMWH1010MT SMGR3E
C119	256 1058 971	Metalized 0.1µF/50V	CF93A1H104JT (JL)
C301,302	254 4524 943	Electrolytic 1µF/50V	CEMWH1010MT SMGR3E
C304	257 0014 935	Ceramic chip 0.1µF/25V	CK73F1E104ZT
C305-310	254 4538 939	Electrolytic 47µF/16V	CEMWH1010MT SMGR3E
C311-316	257 0012 966	Ceramic chip 0.01µF/50V	CK73F1H103ZT
C317,318	254 4538 939	Electrolytic 47µF/16V	CEMWH1010MT SMGR3E
C319,320	257 0012 966	Ceramic chip 0.01µF/50V	CK73F1H103ZT
C321	254 4536 928	Electrolytic 100µF/10V	CEMWH1010MT SMGR3E
C323	254 4536 928	Electrolytic 100µF/10V	CEMWH1010MT SMGR3E
C325,326	257 0014 935	Ceramic chip 0.1µF/25V	CK73F1E104ZT
C328-330	254 4538 900	Electrolytic 10µF/16V	CEMWH1010MT SMGR3E
C331	254 4538 939	Electrolytic 47µF/16V	CEMWH1010MT SMGR3E
C332	257 0012 966	Ceramic chip 0.01µF/50V	CK73F1H103ZT
C333	254 4538 939	Electrolytic 47µF/16V	CEMWH1010MT SMGR3E
C334	257 0012 966	Ceramic chip 0.01µF/50V	CK73F1H103ZT
C335	257 0002 947	Ceramic chip 12pF/50V	CC73SL1H120JT
C336	257 0002 921	Ceramic chip 10pF/50V	CC73SL1H100DT
C337-339	257 0003 946	Ceramic chip 33pF/50V	CC73SL1H330JT
C340	257 0009 940	Ceramic chip 3300pF/50V	CK73B1H332KT
C341	254 4538 939	Electrolytic 47µF/16V	CEMWH1010MT SMGR3E
C342	254 4536 928	Electrolytic 100µF/10V	CEMWH1010MT SMGR3E
C343	254 4538 939	Electrolytic 47µF/16V	CEMWH1010MT SMGR3E
C344	257 0008 941	Ceramic chip 470pF/50V	CK73B1H471KT
C345	257 0009 940	Ceramic chip 3300pF/50V	CK73B1H332KT
C346	255 1265 978	Mylar film 0.022µF/50V	CQ93M1H223JT(B)
C347	254 4524 972	Electrolytic 4.7µF/50V	CEMWH1010MT SMGR3E
C348	257 0004 961	Ceramic chip 100pF/50V	CC73SL1H101JT
C349	254 4524 943	Electrolytic 1µF/50V	CEMWH1010MT SMGR3E
C350	257 0005 902	Ceramic chip 150pF/50V	CC73SL1H151JT

Ref. No.	Part No.	Part Name	Remarks
C351	255 1264 911	Mylar film 1200pF/50V	CQ93M1H122JT(B)
C352	256 1058 955	Metalized 0.068µF/50V	CF93A1H683JT (JL)
C353	254 4524 943	Electrolytic 1µF/50V	CEMWH1010MT SMGR3E
C354	254 4538 900	Electrolytic 10µF/16V	CEMWH1010MT SMGR3E
C355	257 0012 966	Ceramic chip 0.01µF/50V	CK73F1H103ZT
C356	254 4536 928	Electrolytic 100µF/10V	CEMWH1010MT SMGR3E
C357	255 1264 908	Mylar film 1000pF/50V	CQ93M1H102JT(B)
C358	257 0014 935	Ceramic chip 0.1µF/25V	CK73F1E104ZT
C359	254 4524 943	Electrolytic 1µF/50V	CEMWH1010MT SMGR3E
C402	257 0014 935	Ceramic chip 0.1µF/25V	CK73F1E104ZT
C403	254 4524 943	Electrolytic 1µF/50V	CEMWH1010MT SMGR3E
C404,405	254 4538 939	Electrolytic 47µF/16V	CEMWH1010MT SMGR3E
C406	254 4536 928	Electrolytic 100µF/10V	CEMWH1010MT SMGR3E
C407,408	254 4538 939	Electrolytic 47µF/16V	CEMWH1010MT SMGR3E
C409-412	257 0012 966	Ceramic chip 0.01µF/50V	CK73F1H103ZT
C413	254 4536 928	Electrolytic 100µF/10V	CEMWH1010MT SMGR3E
C415,416	257 0012 966	Ceramic chip 0.01µF/50V	CK73F1H103ZT
C417	254 4538 939	Electrolytic 47µF/16V	CEMWH1010MT SMGR3E
C418	254 4536 928	Electrolytic 100µF/10V	CEMWH1010MT SMGR3E
C420	254 4538 939	Electrolytic 47µF/16V	CEMWH1010MT SMGR3E
C421,422	257 0012 966	Ceramic chip 0.01µF/50V	CK73F1H103ZT
C423,424	254 4536 939	Electrolytic 47µF/16V	CEMWH1010MT SMGR3E
C427-429	254 4538 939	Electrolytic 47µF/16V	CEMWH1010MT SMGR3E
C430	254 4536 928	Electrolytic 100µF/10V	CEMWH1010MT SMGR3E
C432	254 4538 939	Electrolytic 47µF/16V	CEMWH1010MT SMGR3E
C433,434	257 0012 966	Ceramic chip 0.01µF/50V	CK73F1H103ZT
C435	254 4536 928	Electrolytic 100µF/10V	CEMWH1010MT SMGR3E
C442,443	256 1058 939	Metalized 0.047µF/50V	CF93A1H473JT (JL)
C469	254 4524 943	Electrolytic 1µF/50V	CEMWH1010MT SMGR3E
C470	256 1058 939	Metalized 0.047µF/50V	CF93A1H473JT (JL)
C471,472	257 0014 935	Ceramic chip 0.1µF/25V	CK73F1E104ZT
C473	254 4524 943	Electrolytic 1µF/50V	CEMWH1010MT SMGR3E
C475	254 4524 943	Electrolytic 1µF/50V	CEMWH1010MT SMGR3E

1U-3126F/G/H TUNER & AMP UNIT

Ref. No.	Part No.	Part Name	Remarks	Q'ty
OTHER PARTS GROUP				
CW072.073	205 0942 022	7P connector socket (TUC-P)		2
CW074	204 2361 019	7P KR-DA connector cord		1
CW102	205 0885 053	10P connector socket (TUC-P)		1
CW103	204 2845 001	10P KR-DA connector cord		1
CW153	205 0885 040	15P connector socket (TUC-P)		1
CY291	205 1101 008	29P FFC connector base (L)		1
FL101	393 8033 007	FLD CM1690C		1
JK301-303	204 8516 017	3P pin jack		3
JK304	204 8512 008	1P pin jack		1
JK401-403	204 8415 011	3P S-terminal		3
JK404	205 0902 004	1P S-terminal (SW)		1
L101	235 0060 989	Inductor 120µH		1
L301	235 0060 963	Inductor 15µH		1
S171	212 0415 007	Rotary encoder EC16B36		1
ST401	205 0452 017	Style pin		1
W711	203 0426 021	1P connector cord Assy		1
W714	203 0440 065	1P contact Assy		1
XL301	399 0153 006	Crystal 14.32MHz-12PF		1
XL302	399 0105 009	Ceramic resonator CSB503F2		1
SEMICONDUCTORS GROUP				
IC301	263 0615 902	IC BA15218F-DXE2		for EU,EC
IC302	263 0439 007	IC LA3401		for EU,EC
IC303	263 0691 001	IC LA1265(S)		for EU,EC
IC304	216 0102 008	Front end		for EU,EC
IC307	262 2450 900	IC LC72131M-TLM		for EU,EC
IC911	263 0812 006	IC NJM7815FA(S)		
IC912	263 0561 001	IC NJM7915FA		
IC913	263 0609 006	IC NJM7805FA(S)		
TR301,302	269 0066 902	Transistor DTC323TKT96		for EU,EC
TR303	269 0054 901	Transistor DTC144EKT96		for EU,EC
TR304	269 0086 908	Transistor DTA114TKT96		for EU,EC
TR305	273 0411 909	Transistor 2SC2996-Y(TE85L)		for EU,EC
TR308	269 0083 901	Transistor DTA114EKT96		for EU,EC
TR309	269 0114 906	Transistor RN2402(TE85L)		for EU,EC
TR313	269 0083 901	Transistor DTA114EKT96		for EU,EC
TR701,702	273 0414 906	Transistor 2SC3326(A/B)		
TR703,704	271 0094 919	Transistor 2SA970(BL)TPE2		
TR707,708	271 0297 004	Transistor 2SA1546(L)		
TR709-712	273 0453 006	Transistor 2SC4001(ML)		
TR713,714	271 0094 919	Transistor 2SA970(BL)TPE2		
TR741,742	273 0414 906	Transistor 2SC3326(A/B)		
TR743,744	271 0094 919	Transistor 2SA970(BL)TPE2		
TR747,748	271 0297 004	Transistor 2SA1546(L)		
TR749-752	273 0453 006	Transistor 2SC4001(ML)		
TR753,754	271 0094 919	Transistor 2SA970(BL)TPE2		
TR781	273 0414 906	Transistor 2SC3326(A/B)		
TR782	271 0094 919	Transistor 2SA970(BL)TPE2		
TR784	271 0297 004	Transistor 2SA1546(L)		
TR785,786	273 0453 006	Transistor 2SC4001(ML)		
TR788	271 0094 919	Transistor 2SA970(BL)TPE2		
TR801,802	273 0445 001	Transistor 2SC4495		
TR807,808	273 0235 923	Transistor 2SC1841-T(E/F)		
TR841,842	273 0445 001	Transistor 2SC4495		
TR847,848	273 0235 923	Transistor 2SC1841-T(E/F)		
TR881	273 0445 001	Transistor 2SC4495		
TR884	273 0235 923	Transistor 2SC1841-T(E/F)		
TR898	271 0131 924	Transistor 2SA988-T(E/F)		
TR899	272 0107 919	Transistor 2SB1328 (P/Q)T105		
TR911,912	273 0384 900	Transistor 2SC2412KT96(S)		
TR913	269 0040 902	Transistor DTC144ES (47K-47K)T		
TR914	273 0384 900	Transistor 2SC2412KT96(S)		
TR915	271 0238 906	Transistor 2SA1037KT96(S/R)		
TR916,917	273 0384 900	Transistor 2SC2412KT96(S)		
TR918	271 0238 908	Transistor 2SA1037KT96(S/R)		
TR919	273 0384 900	Transistor 2SC2412KT96(S)		
TR920	271 0131 924	Transistor 2SA988-T(E/F)		

Ref. No.	Part No.	Part Name	Remarks
TR921.922	269 0046 906	Transistor DTA114ES(10K-10K)T	
TR923.924	269 0040 902	Transistor DTC144ES (47K-47K)T	
TR925	274 0120 002	Transistor 2SD1762(E/F)	
TR926	273 0388 906	Transistor 2SC1740S(E)-T	
TR929	273 0388 906	Transistor 2SC1740S(E)-T	
TR930.931	269 0040 902	Transistor DTC144ES (47K-47K)T	
TR932.933	269 0046 906	Transistor DTA114ES(10K-10K)T	
TR934	274 0120 002	Transistor 2SD1762(E/F)	
D301-303	276 0432 903	Diode 1SS270A TE (TAPE)	for EU,EC
D306	276 0432 903	Diode 1SS270A TE (TAPE)	for EU,EC
D701.702	276 0432 903	Diode 1SS270A TE (TAPE)	
D741.742	276 0432 903	Diode 1SS270A TE (TAPE)	
D781	276 0432 903	Diode 1SS270A TE (TAPE)	
D801-806	276 0432 903	Diode 1SS270A TE (TAPE)	
D841-846	276 0432 903	Diode 1SS270A TE (TAPE)	
D881-883	276 0432 903	Diode 1SS270A TE (TAPE)	
D911	276 0338 007	Diode S4VB20F	
D912.913	276 0704 903	Diode 1SR35-400A(T93X)	
D914-916	276 0432 903	Diode 1SS270A TE (TAPE)	
D918	276 0560 901	Diode DAN202KT146	
ZD305	276 0844 937	Zener diode MTZJ9.1A 177	for EU,EC
ZD701-704	276 0473 904	Zener diode HZS12A-1TD	
ZD741-744	276 0473 904	Zener diode HZS12A-1TD	
ZD781.782	276 0473 904	Zener diode HZS12A-1TD	
ZD801-804	276 0457 904	Zener diode HZS4C-1TD	
ZD841-844	276 0457 904	Zener diode HZS4C-1TD	
ZD881.882	276 0457 904	Zener diode HZS4C-1TD	
ZD911	276 0645 978	Zener diode MTZJ36A 177	
ZD912-915	276 0477 900	Zener diode HZS16-1 TD(TAPE)	
PT730	279 0034 054	Thermistor PTH9M048C222TS2F333	
PT731	279 0034 012	Thermistor PTH9M048C222TS2F333	
PT732	279 0034 054	Thermistor PTH9M048C222TS2F333	
PT733	279 0034 012	Thermistor PTH9M048C222TS2F333	
SC901	279 0016 904	Thyristor SF0R1A42(TPE2)	
RESISTORS GROUP			
R301.302	247 0008 960	Carbon chip 3.3 kohm 1/10W	RM73B-332JT for EU,EC
R303-306	247 0005 905	Carbon chip 100 ohm 1/10W	RM73B-101JT for EU,EC
R307.308	247 0012 927	Carbon chip 100 kohm 1/10W	RM73B-104JT for EU,EC

Ref. No.	Part No.	Part Name	Remarks
R309-312	247 0008 960	Carbon chip 3.3 kohm 1/10W	RM73B-332JT for EU,EC
R313.314	247 0012 927	Carbon chip 100 kohm 1/10W	RM73B-104JT for EU,EC
R315.316	247 0012 943	Carbon chip 120 kohm 1/10W	RM73B-124JT for EU,EC
R317	247 0009 927	Carbon chip 5.6 kohm 1/10W	RM73B-562JT for EU,EC
R318	247 0009 985	Carbon chip 10 kohm 1/10W	RM73B-103JT for EU,EC
R319	247 0010 961	Carbon chip 22 kohm 1/10W	RM73B-223JT for EU,EC
R320	247 0012 927	Carbon chip 100 kohm 1/10W	RM73B-104JT for EU,EC
R321	247 0009 985	Carbon chip 10 kohm 1/10W	RM73B-103JT for EU,EC
R322	247 0012 927	Carbon chip 100 kohm 1/10W	RM73B-104JT for EU,EC
R323	247 0011 973	Carbon chip 62 kohm 1/10W	RM73B-623JT for EU,EC
R324	247 0007 945	Carbon chip 1 kohm 1/10W	RM73B-102JT for EU,EC
R325	247 0008 960	Carbon chip 3.3 kohm 1/10W	RM73B-332JT for EU,EC
R326	247 0005 921	Carbon chip 120 ohm 1/10W	RM73B-121JT for EU,EC
R327	247 0018 905	Carbon chip 0 ohm 1/10W	RM73B-0R0KT for EU,EC
R328	247 0010 945	Carbon chip 18 kohm 1/10W	RM73B-183JT for EU,EC
R329	247 0008 960	Carbon chip 3.3 kohm 1/10W	RM73B-332JT for EU,EC
R330.331	247 0009 985	Carbon chip 10 kohm 1/10W	RM73B-103JT for EU,EC
R332	247 0009 943	Carbon chip 6.8 kohm 1/10W	RM73B-682JT for EU,EC
R333	247 0009 927	Carbon chip 5.6 kohm 1/10W	RM73B-562JT for EU,EC
R334	247 0005 921	Carbon chip 120 ohm 1/10W	RM73B-121JT for EU,EC
R335	247 0011 986	Carbon chip 68 kohm 1/10W	RM73B-683JT for EU,EC
R336	247 0010 929	Carbon chip 15 kohm 1/10W	RM73B-153JT for EU,EC
R337	247 0006 920	Carbon chip 330 ohm 1/10W	RM73B-331JT for EU,EC
R338	247 0007 961	Carbon chip 1.2 kohm 1/10W	RM73B-122JT for EU,EC
R339	247 0006 901	Carbon chip 4.7 kohm 1/10W	RM73B-472JT for EU,EC
R340	247 0006 962	Carbon chip 470 ohm 1/10W	RM73B-471JT for EU,EC

Ref. No.	Part No.	Part Name	Remarks
R342	247 0005 989	Carbon chip 220 ohm 1/10W	RM73B-221JT for EU,EC
R343	247 0005 905	Carbon chip 100 ohm 1/10W	RM73B-101JT for EU,EC
R344.345	247 0007 945	Carbon chip 1 kohm 1/10W	RM73B-102JT for EU,EC
R346	247 0009 927	Carbon chip 5.6 kohm 1/10W	RM73B-562JT for EU,EC
R347.348	247 0018 905	Carbon chip 0 ohm 1/10W	RM73B-0R0KT for EU,EC
R349	247 0007 945	Carbon chip 1 kohm 1/10W	RM73B-102JT for EU,EC
R350	247 0012 927	Carbon chip 100 kohm 1/10W	RM73B-104JT for EU,EC
R351	247 0007 945	Carbon chip 1 kohm 1/10W	RM73B-102JT for EU,EC
R358	247 0018 905	Carbon chip 0 ohm 1/10W	RM73B-0R0KT for EU,EC
R361.362	247 0008 986	Carbon chip 3.9 kohm 1/10W	RM73B-392JT for EU,EC
R363.364	247 0009 985	Carbon chip 10 kohm 1/10W	RM73B-103JT for EU,EC
R365	247 0018 905	Carbon chip 0 ohm 1/10W	RM73B-0R0KT for EU,EC
R367-369	247 0018 905	Carbon chip 0 ohm 1/10W	RM73B-0R0KT for EU,EC
R371.372	247 0018 905	Carbon chip 0 ohm 1/10W	RM73B-0R0KT for EU,EC
R376	247 0007 945	Carbon chip 1 kohm 1/10W	RM73B-102JT for EU,EC
R377.378	247 0018 905	Carbon chip 0 ohm 1/10W	RM73B-0R0KT for EU,EC
R379	247 0002 966	Carbon chip 10 ohm 1/10W	RM73B-100JT for EU,EC
R380-382	247 0018 905	Carbon chip 0 ohm 1/10W	RM73B-0R0KT for EU,EC
R383	247 0002 966	Carbon chip 10 ohm 1/10W	RM73B-100JT for EU,EC
R384	247 0018 905	Carbon chip 0 ohm 1/10W	RM73B-0R0KT for EU,EC
R396-398	247 0018 905	Carbon chip 0 ohm 1/10W	RM73B-0R0KT for EU,EC
R399	247 0007 945	Carbon chip 1 kohm 1/10W	RM73B-102JT for EU,EC
R705.706	247 0012 927	Carbon chip 100 kohm 1/10W	RM73B-104JT
R711.712	244 2052 999	Metal oxide 10 kohm 1W(NB)	RS1483A103JNBST(S)
R717-720	241 2380 963	Carbon film 2.2 kohm 1/4W(NB)	RD1482E222JNBST
R725-728	241 2435 928	Fusible resistor 130 ohm 1/4W	RD1482E131GFRST
R729.730	241 2315 967	Fusible resistor 68 ohm 1/4W	RD1482E680GFRST
R733-740	241 2387 940	Carbon film 4.7 ohm 1/4W(NB)	RD1482E4R7JNBST
R745.746	247 0012 927	Carbon chip 100 kohm 1/10W	RM73B-104JT

Ref. No.	Part No.	Part Name	Remarks
R751.752	244 2052 999	Metal oxide 10 kohm 1W(NB)	RS1483A103JNBST(S)
R757-760	241 2380 963	Carbon film 2.2 kohm 1/4W(NB)	RD1482E222JNBST
R765-768	241 2435 928	Fusible resistor 130 ohm 1/4W	RD1482E131GFRST
R769.770	241 2315 967	Fusible resistor 68 ohm 1/4W	RD1482E680GFRST
R773.774	241 2387 940	Carbon film 4.7 ohm 1/4W(NB)	RD1482E4R7JNBST
R775-779	244 2671 914	Metal oxide 15 kohm 2W(NB)	RS1483D153JNBST(S)
R783	247 0012 927	Carbon chip 100 kohm 1/10W	RM73B-104JT
R786	244 2052 999	Metal oxide 10 kohm 1W(NB)	RS1483A103JNBST(S)
R789.790	241 2380 963	Carbon film 2.2 kohm 1/4W(NB)	RD1482E222JNBST
R793.794	241 2435 928	Fusible resistor 130 ohm 1/4W	RD1482E131GFRST
R795	241 2315 967	Fusible resistor 68 ohm 1/4W	RD1482E680GFRST
R803-810	244 2043 982	Metal oxide 1W(NB)	RS1483AR22JNBST(S)
R813.814	241 2379 987	Carbon film 1 kohm 1/4W(NB)	RD1482E102JNBST
R817.818	241 2380 950	Carbon film 2 kohm 1/4W(NB)	RD1482E202JNBST
R825-828	244 2043 995	Metal oxide 20 ohm 1W(NB)	RS1483A200JNBST(S)
R831.832	244 2051 987	Metal oxide 4.7 ohm 1W(NB)	RS1483A4R7JNBST(S)
R843-850	244 2043 982	Metal oxide 1W(NB)	RS1483AR22JNBST(S)
R853.854	241 2379 987	Carbon film 1 kohm 1/4W(NB)	RD1482E102JNBST
R857.858	241 2380 950	Carbon film 2 kohm 1/4W(NB)	RD1482E202JNBST
R865-868	244 2043 995	Metal oxide 20 ohm 1W(NB)	RS1483A200JNBST(S)
R871.872	244 2051 987	Metal oxide 4.7 ohm 1W(NB)	RS1483A4R7JNBST(S)
R882-885	244 2043 982	Metal oxide 1W(NB)	RS1483AR22JNBST(S)
R887	241 2379 987	Carbon film 1 kohm 1/4W(NB)	RD1482E102JNBST
R889	241 2380 950	Carbon film 2 kohm 1/4W(NB)	RD1482E202JNBST
R893.894	244 2043 995	Metal oxide 20 ohm 1W(NB)	RS1483A200JNBST(S)
R896	244 2051 987	Metal oxide 4.7 ohm 1W(NB)	RS1483A4R7JNBST(S)
R898.899	241 2387 940	Carbon film 4.7 ohm 1/4W(NB)	RD1482E4R7JNBST
R951.952	247 0011 931	Carbon chip 43 kohm 1/10W	RM73B-433JT
R953	247 0009 901	Carbon chip 4.7 kohm 1/10W	RM73B-472JT
R954	247 0001 983	Carbon chip 4.7 ohm 1/10W	RM73B-4R7KT
R955	247 0004 922	Carbon chip 47 ohm 1/10W	RM73B-470JT
R956	247 0007 945	Carbon chip 1 kohm 1/10W	RM73B-102JT
R957	247 0001 983	Carbon chip 4.7 ohm 1/10W	RM73B-4R7KT
R958	247 0012 927	Carbon chip 100 kohm 1/10W	RM73B-104JT
R959	247 0011 902	Carbon chip 33 kohm 1/10W	RM73B-333JT
R960	247 0001 983	Carbon chip 4.7 ohm 1/10W	RM73B-4R7KT
R961	247 0012 927	Carbon chip 100 kohm 1/10W	RM73B-104JT
R962	247 0010 916	Carbon chip 13 kohm 1/10W	RM73B-133JT
R963	241 2387 940	Carbon film 4.7 ohm 1/4W(NB)	RD1482E4R7JNBST
R965	241 2375 907	Carbon film 10 ohm 1/4W(NB)	RD1482E100JNBST
R966.967	247 0005 905	Carbon chip 100 ohm 1/10W	RM73B-101JT
R968.969	244 2051 990	Metal oxide 4.7 kohm 1W(NB)	RS1483A472JNBST(S)
R970.971	241 2376 919	Carbon film 30 ohm 1/4W(NB)	RD1482E300JNBST
R972.973	244 2051 990	Metal oxide 4.7 kohm 1W(NB)	RS1483A472JNBST(S)
R974.975	247 0009 985	Carbon chip 10 kohm 1/10W	RM73B-103JT
R977	241 2375 907	Carbon film 10 ohm 1/4W(NB)	RD1482E100JNBST
VR301	211 6132 925	Semi fixed resistor 10 kohm	V06PB103T for EU,EC

Ref. No.	Part No.	Part Name	Remarks
VR302	211 6132 983	Semi fixed resistor 100 kohm for EU,EC	V06PB104T
VR701,702	211 6132 909	Semi fixed resistor 4.7 kohm for EU,EC	V06PB472T
VR741,742	211 6132 909	Semi fixed resistor 4.7 kohm for EU,EC	V06PB472T
VR781	211 6132 909	Semi fixed resistor 4.7 kohm for EU,EC	V06PB472T
CAPACITORS GROUP			
C301,302	254 4538 913	Electrolytic 22µF/16V	CE0W1C22MT SMGR3 for EU,EC
C303,304	254 4524 943	Electrolytic 1µF/50V	CE0W1H010MT SMGR3 for EU,EC
C307-310	254 4524 985	Electrolytic 10µF/50V	CE0W1H100MT SMGR3 for EU,EC
C311,312	257 0006 972	Ceramic chip 750pF/50V for EU,EC	CC73SL1H751JT for EU,EC
C314	257 0012 966	Ceramic chip 0.01µF/50V for EU,EC	CK73B1H103ZT for EU,EC
C315	254 4524 943	Electrolytic 1µF/50V	CE0W1H010MT SMGR3 for EU,EC
C317	254 4524 956	Electrolytic 2.2µF/50V for EU,EC	CE0W1H022MT SMGR3 for EU,EC
C318	254 4524 943	Electrolytic 1µF/50V	CE0W1H010MT SMGR3 for EU,EC
C319	254 4524 914	Electrolytic 0.22µF/50V for EU,EC	CE0W1H022MT SMGR3 for EU,EC
C320	254 4538 913	Electrolytic 22µF/16V for EU,EC	CE0W1C22MT SMGR3 for EU,EC
C321	256 1058 942	Metalized 0.056µF/50V for EU,EC	CF93A1H563JT (JL) for EU,EC
C322	254 4538 939	Electrolytic 47µF/16V for EU,EC	CE0W1C47MT SMGR3 for EU,EC
C323	254 4524 943	Electrolytic 1µF/50V	CE0W1H010MT SMGR3 for EU,EC
C325	254 3053 910	Electrolytic 22µF/16V for EU,EC	CE0W1C22MBPT (SME) for EU,EC
C326	257 0004 961	Ceramic chip 100pF/50V	CC73SL1H101JT for EU,EC
C327	254 4538 939	Electrolytic 47µF/16V for EU,EC	CE0W1C47MT SMGR3 for EU,EC
C328,329	257 0010 900	Ceramic chip 0.01µF/50V for EU,EC	CK73B1H103KT for EU,EC
C331	256 1058 939	Metalized 0.047µF/50V for EU,EC	CF93A1H473JT (JL) for EU,EC
C332	254 4524 985	Electrolytic 10µF/50V for EU,EC	CE0W1H100MT SMGR3 for EU,EC
C333	254 4524 943	Electrolytic 1µF/50V for EU,EC	CE0W1H010MT SMGR3 for EU,EC
C334	254 4524 930	Electrolytic 0.47µF/50V for EU,EC	CE0W1H047MT SMGR3 for EU,EC
C335-337	257 0010 900	Ceramic chip 0.01µF/50V for EU,EC	CK73B1H103KT for EU,EC

Ref. No.	Part No.	Part Name	Remarks
C338	257 0004 961	Ceramic chip 100pF/50V for EU,EC	CC73SL1H101JT for EU,EC
C339	257 0010 942	Ceramic chip 0.022µF/50V for EU,EC	CK73B1H223KT for EU,EC
C340,341	257 0010 900	Ceramic chip 0.01µF/50V for EU,EC	CK73B1H103KT for EU,EC
C343	257 0010 900	Ceramic chip 0.01µF/50V for EU,EC	CK73B1H103KT for EU,EC
C347	257 0010 900	Ceramic chip 0.01µF/50V for EU,EC	CK73B1H103KT for EU,EC
C348	257 0002 947	Ceramic chip 12pF/50V for EU,EC	CC73SL1H120JT for EU,EC
C349	254 4524 985	Electrolytic 10µF/50V for EU,EC	CE0W1H100MT SMGR3 for EU,EC
C350	257 0010 900	Ceramic chip 0.01µF/50V for EU,EC	CK73B1H103KT for EU,EC
C366	257 0011 983	Ceramic chip 0.047µF/25V for EU,EC	CK73B1E473KT for EU,EC
C369,370	257 0006 983	Ceramic chip 1000pF/50V for EU,EC	CK73B1H102KT for EU,EC
C385	257 0012 966	Ceramic chip 0.01µF/50V for EU,EC	CK73F1H103ZT for EU,EC
C387	257 0010 900	Ceramic chip 0.01µF/50V for EU,EC	CK73B1H103KT for EU,EC
C388	254 4538 939	Electrolytic 47µF/16V for EU,EC	CE0W1C47MT SMGR3 for EU,EC
C390	257 0010 900	Ceramic chip 0.01µF/50V for EU,EC	CK73B1H103KT for EU,EC
C391	254 4524 943	Electrolytic 1µF/50V for EU,EC	CE0W1H010MT SMGR3 for EU,EC
C392	257 0010 900	Ceramic chip 0.01µF/50V for EU,EC	CK73B1H103KT for EU,EC
C393	257 0004 961	Ceramic chip 100pF/50V for EU,EC	CC73SL1H101JT for EU,EC
C394,395	257 0002 963	Ceramic chip 15pF/50V for EU,EC	CC73SL1H150JT for EU,EC
C396	254 4524 943	Electrolytic 1µF/50V for EU,EC	CE0W1H010MT SMGR3 for EU,EC
C397	257 0012 966	Ceramic chip 0.01µF/50V for EU,EC	CK73F1H103ZT for EU,EC
C398	257 0004 961	Ceramic chip 100pF/50V for EU,EC	CC73SL1H101JT for EU,EC
C399	253 1180 921	Ceramic 1000pF/50V for EU,EC	CK45B1H102KT(DD-3) for EU,EC
C400	257 0006 983	Ceramic chip 1000pF/50V for EU,EC	CK73B1H102KT for EU,EC
C703,704	254 4525 900	Electrolytic 33µF/50V	CE0W1H33MT SMGR3
C705,706	253 1179 945	Ceramic 220pF/50V	CK45B1H221KT(DD-3)
C707,708	253 1179 987	Ceramic 470pF/50V	CK45B1H471KT(DD-3)
C709,710	255 1264 982	Mylar film 4700pF/50V	CO93M1H472JT(B)

Ref. No.	Part No.	Part Name	Remarks
C711,712	254 4539 705	Electrolytic 1000µF/16V	CE0W1C102MC SMGR3
C713,714	254 4525 926	Electrolytic 100µF/50V	CE0W1H101MT SMGR3
C715,716	255 4237 929	Mylar film 56pF/100V	CO93P2A560JT(NH)
C717,718	253 4470 900	Ceramic 10pF/500V	CC45SL2H100DT
C743,744	254 4525 900	Electrolytic 33µF/50V	CE0W1H33MT SMGR3
C745,746	253 1179 945	Ceramic 220pF/50V	CK45B1H221KT(DD-3)
C747,748	253 1179 987	Ceramic 470pF/50V	CK45B1H471KT(DD-3)
C749,750	255 1264 982	Mylar film 4700pF/50V	CO93P2A560JT(NH)
C751,752	254 4539 705	Electrolytic 1000µF/16V	CE0W1C102MC SMGR3
C753,754	254 4525 926	Electrolytic 100µF/50V	CE0W1H101MT SMGR3
C755,756	255 4237 929	Mylar film 56pF/100V	CO93P2A560JT(NH)
C757,758	253 4470 900	Ceramic 10pF/500V	CC45SL2H100DT
C782	254 4525 900	Electrolytic 33µF/50V	CE0W1H33MT SMGR3
C783	253 1179 945	Ceramic 220pF/50V	CK45B1H221KT(DD-3)
C784	253 1179 987	Ceramic 470pF/50V	CK45B1H471KT(DD-3)
C785	255 1264 982	Mylar film 4700pF/50V	CO93M1H472JT(B)
C786	254 4539 705	Electrolytic 1000µF/16V	CE0W1C102MC SMGR3
C787	254 4525 926	Electrolytic 100µF/50V	CE0W1H101MT SMGR3
C788	255 4237 929	Mylar film 56pF/100V	CO93P2A560JT(NH)
C789	253 4470 900	Ceramic 10pF/500V	CC45SL2H100DT
C801,802	254 4528 729	Electrolytic 100µF/100V	CE0W2A101MC SMGR3
C803,804	255 4237 974	Mylar film 220pF/100V	CO93P2A221JT
C805,806	255 1265 936	Mylar film 0.01µF/50V	CO93M1H103JT(B)
C807,808	256 1042 903	Metalized 0.1µF/250V	CF93A2E104KT
C809-812	255 4235 934	Mylar film 0.01µF/100V	CO93P2A103JT(NH) for EU,EC
C809-812	254 4527 982	Electrolytic 10µF/100V	CE0W2A100MT SMGR3 for E2,E1,E1C,EUT
C813,814	255 1265 978	Mylar film 0.022µF/50V	CO93M1H223JT(B)
C841,842	254 4528 729	Electrolytic 100µF/100V	CE0W2A101MC SMGR3
C843,844	255 4237 974	Mylar film 220pF/100V	CO93P2A221JT
C845,846	255 1265 936	Mylar film 0.01µF/50V	CO93M1H103JT(B)
C847,848	256 1042 903	Metalized 0.1µF/250V	CF93A2E104KT
C849-852	255 4235 934	Mylar film 0.01µF/100V	CO93P2A103JT(NH) for EU,EC
C849-852	254 4527 982	Electrolytic 10µF/100V	CE0W2A100MT SMGR3 for E2,E1,E1C,EUT
C853,854	255 1265 978	Mylar film 0.022µF/50V	CO93M1H223JT(B)
C881	254 4528 729	Electrolytic 100µF/100V	CE0W2A101MC SMGR3
C882	255 4237 974	Mylar film 220pF/100V	CO93P2A221JT
C883	255 1265 936	Mylar film 0.01µF/50V	CO93M1H103JT(B)
C884	256 1042 903	Metalized 0.1µF/250V	CF93A2E104KT
C885,886	255 4235 934	Mylar film 0.01µF/100V	CO93P2A103JT(NH) for EU,EC
C885,886	254 4527 982	Electrolytic 10µF/100V	CE0W2A100MT SMGR3 for E2,E1,E1C,EUT
C887	255 1265 978	Mylar film 0.022µF/50V	CO93M1H223JT(B)
C896	253 1181 904	Ceramic 0.01µF/50V	CK45F1H103ZT(DD-3)
C899	254 4528 729	Electrolytic 100µF/100V	CE0W2A101MC SMGR3
C951,952	254 4538 939	Electrolytic 47µF/16V	CE0W1C47MT SMGR3

Ref. No.	Part No.	Part Name	Remarks	Q'ty
C953	257 0014 935	Ceramic chip 0.1µF/25V	CK73F1E104ZT	
C954	254 4524 985	Electrolytic 10µF/50V	CE0W1H100MT SMGR3	
C955	257 0014 935	Ceramic chip 0.1µF/25V	CK73F1E104ZT	
C956	254 4533 947	Electrolytic 330µF/6.3V	CE0WU033MT SMGR3	
C957	257 0014 935	Ceramic chip 0.1µF/25V	CK73F1E104ZT	
C958	254 4533 947	Electrolytic 330µF/6.3V	CE0WU033MT SMGR3	
C961,962	254 4567 706	Electrolytic 220µF/25V	CE0W1E221MC(ARS/2)	
C965,966	254 4566 707	Electrolytic 6800µF/36V	CE0W1V682MC(ASF)	
C967-969	255 1265 936	Mylar film 0.01µF/50V	CO93M1H103JT(B)	
C972	254 4538 939	Electrolytic 47µF/16V	CE0W1C47MT SMGR3	
C980,981	254 4524 943	Electrolytic 1µF/50V	CE0W1H010MT SMGR3	
C982	254 4540 707	Electrolytic 330µF/63V	CE0W1J331MC SMGR3	
C983	254 4525 748	Electrolytic 330µF/50V	CE0W1H331MC SMGR3	
C984	255 1265 936	Mylar film 0.01µF/50V	CO93M1H103JT(B)	
C988	254 4524 985	Electrolytic 10µF/50V	CE0W1H100MT SMGR3	
C989	254 4524 914	Electrolytic 0.22µF/50V	CE0W1H022MT SMGR3	
OTHER PARTS GROUP				
CF301	261 0079 005	Ceramic resonator CSB456F1	for EU,EC	1
CF302	261 0031 001	Ceramic filter BFU450C4	for EU,EC	1
CF303	261 0136 906	Ceramic filter MS2G	for EU,EC	1
CF304	261 0135 907	Ceramic filter MA8	for EU,EC	1
CF305	261 0116 007	Ceramic filter SFU450B3	for EU,EC	1
CN711-720	205 1037 062	6P pin header (TXX)		10
CW934-938	203 5225 007	3P SAN-SAN connector cord		5
CX035	205 0233 032	3P EH connector base		1
CX056	205 0233 058	5P EH connector base		1
CX057	205 0884 009	5P connector base (TUC-P)		1
CX068	205 0343 061	6P connector base (KR-PH)		1
CX081	205 0343 087	8P connector base (KR-PH)		1
CX727,728	205 1037 062	6P pin header (TXX)		2
CX730	205 0343 032	3P connector base (KR-PH)		1
CX731	205 0321 038	3P connector base (KR-PH-RED)		1
CX732	205 0343 032	3P connector base (KR-PH)		1
CX733	205 0321 038	3P connector base (KR-PH-RED)		1
CX932	205 0343 032	3P connector base (KR-PH)		1
CX941,942	205 0884 083	4P connector base (TUC-P)		2
CX944,945	205 0884 083	4P connector base (TUC-P)		2
CY042	205 0343 045	4P connector base (KR-PH)		1
CY063	205 0343 061	6P connector base (KR-PH)	for EU,EC	1
CY121	205 0375 026	12P connector base (KR-PH)	for EU,EC	1
CY932	205 0343 032	3P connector base (KR-PH)		1
Δ F15,16	206 1030 089	Fuse 3.15A	for EU,EC	2
Δ F15,16	206 1015 074	Fuse 3.15A	for E2,E1,E1C	2
Δ F15,16	206 1030 089	Fuse 3.15A	for EUT	2
FB301	235 0049 900	Beads inductor	for EU,EC	1

1U-3127F/G/H MAIN & REG. UNIT

Ref. No.	Part No.	Part Name	Remarks	Qty	Ref. No.	Part No.	Part Name	Remarks
FF111,112	202 0040 909	Fuse clip		2	SEMICONDUCTORS GROUP			
FH111,112	202 0040 909	Fuse clip		2	IC201	262 2796 004	IC TMP88CU74F-1A61	
					IC202,203	262 2375 904	IC TC4094B(TP1)	
					IC204	263 0896 909	IC NJM2068MD-T1	
					IC291	263 0801 004	IC NJM7812FA(S)	
								for E2,E1,E1C,EUT
					IC901	263 0809 006	IC NJM7805FA(S)	
L301	235 0060 905	Inductor 2.2 μ H	for EU,EC	1	IC902	263 0554 005	IC NJM7905FA	
L302	235 0060 950	Inductor 10 μ H	for EU,EC	1	IC903	263 1048 002	IC BA033T	
L801,802	235 0068 004	Inductor 1 μ H		2	IC904	263 0793 002	IC NJM7806FA(S)	
L841,842	235 0068 004	Inductor 1 μ H		2	IC905	263 0683 002	IC NJM7906FA	
L881	235 0068 004	Inductor 1 μ H		1	IC906	263 0809 006	IC NJM7805FA(S)	
ST1-4	205 1034 007	M3 Screw terminal		4	TR201	269 0054 901	Transistor DTC144EKT96	
ST5	205 1034 007	M3 Screw terminal	for EU,EC	1	TR202	274 0163 904	Transistor 2SD801A	
					TR203	269 0083 901	Transistor DTA114EKT96	
T302	231 2085 009	FM DET trans.	for EU,EC	1	TR204	269 0054 901	Transistor DTC144EKT96	
T304	231 1138 009	AM IFT	for EU,EC	1	TR205	269 0083 901	Transistor DTA114EKT96	
T305	231 2096 001	MW ANT-OSC coil	for EU,EC	1	TR206,207	269 0054 901	Transistor DTC144EKT96	
TP301	205 0190 036	3P NH connector base	for EU,EC	1	TR901	271 0239 017	Transistor 2SA1489 LC(Q/P/Y)(Z)	
TP801-805	205 0133 035	3P NH connector base		5	TR903	271 0254 018	Transistor 2SA1725(Q/P/Y)	
TP806	205 0190 036	3P NH connector base		1	TR904,905	269 0054 901	Transistor DTC144EKT96	
					TR906	271 0254 018	Transistor 2SA1725(Q/P/Y)	
W701-707	205 0864 003	M3 screw terminal		7	TR907	273 0404 013	Transistor 2SC4511(Q/P/Y)	
W709	205 0864 003	M3 screw terminal		1				
XL301	399 0075 003	Crystal 7.2 MHz	for EU,EC	1	D201,202	276 0704 903	Diode 1SR35-400A(T93X)	
					D203-205	276 0432 903	Diode 1SS270A TE (TAPE)	
	009 0164 008	Bus bar (5P)		2	D901	276 0338 007	Diode S4VB20F	
	009 0165 007	Bus bar (6P)		1	D902	276 0432 903	Diode 1SS270A TE (TAPE)	
	415 0309 026	P.V.C. tube (L=20)		8	D903	276 0432 903	Diode 1SS270A TE (TAPE)	
	513 2585 045	Fuse label	for E2,E1,E1C	2	D904-907	276 0548 910	Diode DSM1D2(TYPE-3)	
					D908,909	276 0432 903	Diode 1SS270A TE (TAPE)	
					ZD201	276 0634 905	Zener diode MTZJ3.3AT77	
					RESISTORS GROUP			
					R201,202	247 0013 984	Carbon chip 470 kohm 1/10W	RM73B-474JT
					R203,204	247 0006 962	Carbon chip 470 ohm 1/10W	RM73B-471JT
					R205,206	247 0005 905	Carbon chip 100 ohm 1/10W	RM73B-101JT
					R207,208	247 0011 944	Carbon chip 47 kohm 1/10W	RM73B-473JT
					R209	241 2387 940	Carbon film 4.7 ohm 1/4W(NB)	RD14B2E4R7JNBST
					R210-212	247 0007 945	Carbon chip 1 kohm 1/10W	RM73B-102JT
					R213	247 0009 901	Carbon chip 4.7 kohm 1/10W	RM73B-472JT
					R214	247 0009 985	Carbon chip 10 kohm 1/10W	RM73B-103JT
					R215	247 0009 901	Carbon chip 4.7 kohm 1/10W	RM73B-472JT
					R216	247 0009 985	Carbon chip 10 kohm 1/10W	RM73B-103JT
					R217	247 0013 900	Carbon chip 220 kohm 1/10W	RM73B-224JT
					R218	247 0009 985	Carbon chip 10 kohm 1/10W	RM73B-103JT
					R219	247 0018 905	Carbon chip 0 ohm 1/10W	RM73B-0R0KT

Ref. No.	Part No.	Part Name	Remarks	Ref. No.	Part No.	Part Name	Remarks
R221-223	235 0130 903	Chip emfil (11A121)	CHIP EMIFIL(11A121) for EU,EC	C241	257 0012 966	Ceramic chip 0.01 μ F/50V	CK73F1H103ZT
				C243	254 4524 985	Electrolytic 10 μ F/50V	CE04WH100MT SMGR3 for EU,EC
R221-223	247 2007 943	Carbon chip 1 kohm 1/10W	RM73B-102JT for E2,E1,E1C,EUT	C244	257 0011 983	Ceramic chip 0.047 μ F/25V	CK73B1E473KT
				C245	253 1181 904	Ceramic 0.01 μ F/50V	CK45F1H103ZT(DD-3)
R226	247 0009 985	Carbon chip 10 kohm 1/10W	RM73B-103JT	C250	257 0011 983	Ceramic chip 0.047 μ F/25V	CK73B1E473KT
R232	247 0018 905	Carbon chip 0 ohm 1/10W	RM73B-0R0KT for E2,E1,E1C,EUT	C251	257 0012 966	Ceramic chip 0.01 μ F/50V	CK73F1H103ZT
				C254,255	257 0008 983	Ceramic chip 1000pF/50V	CK73B1H102KT
R233	247 0008 928	Carbon chip 2.2 kohm 1/10W	RM73B-222JT	C257,258	257 0005 944	Ceramic chip 220pF/50V	CC73SL1H221JT
R234-238	247 0009 985	Carbon chip 10 kohm 1/10W	RM73B-103JT	C290	254 4524 985	Electrolytic 10 μ F/50V	CE04WH100MT SMGR3 for EU,EC
R239-241	247 0009 901	Carbon chip 4.7 kohm 1/10W	RM73B-472JT				
R242-244	247 0008 928	Carbon chip 2.2 kohm 1/10W	RM73B-222JT	C292	254 4524 985	Electrolytic 10 μ F/50V	CE04WH100MT SMGR3 for EU,EC
R245-249	235 0130 903	Chip emfil (11A121)	CHIP EMIFIL(11A121) for EU,EC				
				C292	254 4524 985	Electrolytic 10 μ F/50V	CE04WH100MT SMGR3 for EU,EC
R246-249	247 2018 903	Carbon chip 0 ohm 1/10W	RM73B-0R0KT for E2,E1,E1C,EUT	C901,902	255 1265 936	Mylar film 0.01 μ F/50V	CC93M1H103JT(B)
				C905	254 4442 711	Electrolytic 1000 μ F/16V	CE04WH1C103MC(SMG)
R250	247 0009 985	Carbon chip 10 kohm 1/10W	RM73B-103JT	C906	254 4539 705	Electrolytic 1000 μ F/15V	CE04WH103MC SMGR3 for E2,E1,E1C,EUT
R252-255	247 0009 985	Carbon chip 10 kohm 1/10W	RM73B-103JT				
R256,257	247 0009 901	Carbon chip 4.7 kohm 1/10W	RM73B-472JT	C907	254 4524 985	Electrolytic 10 μ F/50V	CE04WH100MT SMGR3
R261	247 0009 901	Carbon chip 4.7 kohm 1/10W	RM73B-472JT	C911	254 4524 943	Electrolytic 1 μ F/50V	CE04WH100MT SMGR3
R262-273	247 0009 985	Carbon chip 10 kohm 1/10W	RM73B-103JT	C912	254 4524 943	Electrolytic 1 μ F/50V	CE04WH100MT SMGR3 for E2,E1,E1C,EUT
R279	247 0011 944	Carbon chip 47 kohm 1/10W	RM73B-473JT				
				C913	254 4538 939	Electrolytic 47 μ F/16V	CE04WH100MT SMGR3
R902	241 2376 919	Carbon film 30 ohm 1/4W(NB)	RD14B2E300JNBST	C914	254 4538 939	Electrolytic 47 μ F/16V	CE04WH100MT SMGR3 for E2,E1,E1C,EUT
R905	241 2376 919	Carbon film 30 ohm 1/4W(NB)	RD14B2E300JNBST				
R906,907	247 0009 985	Carbon chip 10 kohm 1/10W	RM73B-103JT				
R909,910	241 2376 919	Carbon film 30 ohm 1/4W(NB)	RD14B2E300JNBST	C915	253 1181 904	Ceramic 0.01 μ F/50V	CK45F1H103ZT(DD-3)
				C917	253 1181 904	Ceramic 0.01 μ F/50V	CK45F1H103ZT(DD-3)
				C918	254 4524 985	Electrolytic 10 μ F/50V	CE04WH100MT SMGR3
				C919	254 4524 943	Electrolytic 1 μ F/50V	CE04WH100MT SMGR3
				C920	254 4538 939	Electrolytic 47 μ F/16V	CE04WH100MT SMGR3
				C921	253 1181 904	Ceramic 0.01 μ F/50V	CK45F1H103ZT(DD-3)
				C923,924	255 1265 936	Mylar film 0.01 μ F/50V	CC93M1H103JT(B)
				C925,926	254 4406 702	Electrolytic 3300 μ F/16V	CE04WH1C330MC(SMG)
				C929,930	254 4538 939	Electrolytic 47 μ F/16V	CE04WH100MT SMGR3
				C931,932	253 1181 904	Ceramic 0.01 μ F/50V	CK45F1H103ZT(DD-3)
				C934	254 4524 943	Electrolytic 1 μ F/50V	CE04WH100MT SMGR3
				C935	254 4538 939	Electrolytic 47 μ F/16V	CE04WH100MT SMGR3
				C936	253 1181 904	Ceramic 0.01 μ F/50V	CK45F1H103ZT(DD-3)
				C937	255 1265 936	Mylar film 0.01 μ F/50V	CC93M1H103JT(B)
				C938,939	254 4524 943	Electrolytic 1 μ F/50V	CE04WH100MT SMGR3
				C999	254 4347 049	Electrolytic 1 μ F/50V	CE04WH1010W(ARSA)
C224	257 0008 983	Ceramic chip 1000pF/50V	CK73B1H102KT for EU,EC				
C225	257 0004 961	Ceramic chip 100pF/50V	CC73SL1H101JT for EU,EC				
C226	257 0008 983	Ceramic chip 1000pF/50V	CK73B1H102KT for EU,EC				
				C232	257 0012 966	Ceramic chip 0.01 μ F/50V	CK73F1H103ZT
				C233,234	257 0014 935	Ceramic chip 0.1 μ F/25V	CK73F1E104ZT
				C235	254 4524 985	Electrolytic 10 μ F/50V	CE04WH100MT SMGR3
				C238	257 0008 983	Ceramic chip 1000pF/50V	CK73B1H102KT
				C240	257 0012 966	Ceramic chip 0.022 μ F/50V	CK73F1H223ZT

Ref. No.	Part No.	Part Name	Remarks	Q'ty
OTHER PARTS GROUP				
CW732	203 5226 006	3P PH-SAN connector cord		1
CW733	203 5226 019	3P PH-SAN connector cord		1
CX032	205 0653 036	3P VH connector base		1
CX033	205 0233 032	3 P EH connector base		1
CX036	205 0233 032	3 P EH connector base		1
CX045	205 0884 083	4P connector base (TUC-P)		1
CX049	205 0884 083	4P connector base (TUC-P)		1
CX055	205 0343 058	5P connector base (KR-PH)		1
CX061,062	205 0943 018	6P connector base (TUC-P)		2
CX063	205 0343 061	6P connector base (KR-PH)		1
CX069	205 0343 061	6P connector base (KR-PH)		1
CX072,073	205 0943 021	7P connector base (TUC-P)		2
CX082,083	205 0884 096	8P connector base (TUC-P)		2
CX084	205 0343 087	8P connector base (KR-PH)		1
CX088	205 0884 096	8P connector base (TUC-P)		1
CX102	205 0884 054	10P connector base (TUC-P)		1
CX112	205 0884 067	11P connector base (TUC-P)		1
CX114-119	205 0884 067	11P connector base (TUC-P)		6
CX121	205 0375 026	12P connector base (KR-PH)	for EU,EC	1
CX122	205 0884 070	12P connector base (TUC-P)		1
CX142	205 0884 012	14P connector base (TUC-P)		1
CX153-155	205 0884 041	15P connector base (TUC-P)		3
CX291	205 0736 034	28P FFC connector base (9603)		1
CX941	205 0343 045	4P connector base (KR-PH)		1
CY052	205 0343 058	5P connector base (KR-PH)		1
CY055	205 0343 058	5P connector base (KR-PH)		1
CY064	205 0343 061	6P connector base (KR-PH)		1
CY068	205 0343 061	6P connector base (KR-PH)		1
CY081	205 0343 087	8P connector base (KR-PH)		1
CY085	205 0343 087	8P connector base (KR-PH)		1
CY111	205 0375 013	11P connector base (KR-PH)		1
CY124	205 0375 026	12P connector base (KR-PH)		1
CY137	205 0375 039	13P connector base (KR-PH)		1
Δ F11,12	206 1039 069	Fuse 3.15A	for EU,EC,EUT	2
Δ F11,12	206 1015 074	Fuse 3.15A	for E2,E1,E1C	2
Δ F13,14	206 1039 069	Fuse 2.0A	for EU,EC,EUT	2
Δ F13,14	206 1015 081	Fuse 2A	for E2,E1,E1C	2
FB201-205	235 0049 900	Beads inductor		5
FB206-208	235 0130 903	Chip emiff (11A121)		3
FB209	235 0049 900	Beads inductor		1
FB214	235 0049 900	Beads inductor	for EU,EC	1
FF911-914	202 0040 909	Fuse clip		4
FH911-914	202 0040 909	Fuse clip		4
L201,202	235 0070 908	Inductor 12μH		2

1U-3128F/G/H/I RECTIFIER & PRI. UNIT

Ref. No.	Part No.	Part Name	Remarks	Q'ty
TP901	205 0190 036	3P NH connector base		1
W721	203 0475 072	1P contact ass'y		1
W722	203 0463 000	1P SIN con. Ass'y	for EU,EC	1
W724	203 0639 002	1P SIN cord ass'y		1
X201	399 0532 902	Ceramic 12.5 MHz		1
	513 2585 032	Fuse label	for E2,E1,E1C	2
	513 2585 045	Fuse label	for E2,E1,E1C	2
SEMICONDUCTORS GROUP				
IC371	262 2643 906	IC TC4052BF(TAPE)		
IC372,373	263 1075 004	IC TK15420D		
IC374	262 2643 906	IC TC4052BF(TAPE)		
IC701	263 0793 002	IC NJM7806FA(S)		
IC908	262 2580 906	IC CXA1511M		
TR371,372	269 0054 901	Transistor DTC144EKT96		
TR373,374	269 0055 900	Transistor DTA144EKT96		
TR375	269 0054 901	Transistor DTC144EKT96		
TR701	273 0388 906	Transistor 2SC1740S(E)-T		
TR704-706	273 0388 906	Transistor 2SC1740S(E)-T		
TR707	269 0054 901	Transistor DTC144EKT96		
TR708	269 0082 902	Transistor DTC114EKT96		
TR906	269 0055 900	Transistor DTA144EKT96		
TR951	269 0082 902	Transistor DTC114EKT96		
TR952	269 0083 901	Transistor DTA114EKT96		
D371	276 0559 909	Diode DAP202KT146		
D374	276 0559 909	Diode DAP202KT146		
D375	276 0560 901	Diode DAN202KT146		
D376-378	276 0432 903	Diode 1SS270A TE (TAPE)		
D701	276 0432 903	Diode 1SS270A TE (TAPE)		
D702-707	276 0704 903	Diode 1SR35-400A(T93X)		
D708,709	276 0432 903	Diode 1SS270A TE (TAPE)		
D752	276 0704 903	Diode 1SR35-400A(T93X)		
ZD701	276 0644 908	Zener diode MTZJ6.8A T77		
ZD702	276 0645 907	Zener diode MTZJ18A T77		
ZD751	276 0643 995	Zener diode MTZJ5.6A T77		
ZD901	276 0637 902	Zener diode MTZJ6.2AT77		
ZD951	276 0637 902	Zener diode MTZJ6.2AT77		
RESISTORS GROUP				
R371-376	247 0004 977	Carbon chip 75 ohm 1/10W	RM73B-750JT	
R377-379	247 0010 961	Carbon chip 22 kohm 1/10W	RM73B-223JT	
R380-382	247 0004 977	Carbon chip 75 ohm 1/10W	RM73B-750JT	
R384	247 0012 927	Carbon chip 100 kohm 1/10W	RM73B-104JT	
R385	247 0009 985	Carbon chip 10 kohm 1/10W	RM73B-103JT	
R386	247 0011 944	Carbon chip 47 kohm 1/10W	RM73B-473JT	
R387-389	247 0005 905	Carbon chip 100 ohm 1/10W	RM73B-101JT	
R390-392	247 0009 985	Carbon chip 10 kohm 1/10W	RM73B-103JT	
R393-395	247 0006 975	Carbon chip 510 ohm 1/10W	RM73B-511JT	
R396-398	247 0006 988	Carbon chip 560 ohm 1/10W	RM73B-561JT	
R701	242 2009 001	Composition 2.2Mohm 1/2W	RC05GF2H225K(JUL) for EU,EC	
R720,721	243 2091 009	Winding 33 ohm 10W	RW78A4A330J=(JUL)	
R751-754	244 2051 974	Metal oxide 1 kohm 1W(NB)	RS14B3A102JNBST(S)	
R755	247 0005 905	Carbon chip 100 ohm 1/10W	RM73B-101JT	
R889	247 0011 944	Carbon chip 47 kohm 1/10W	RM73B-473JT	
R890	247 0005 989	Carbon chip 220 ohm 1/10W	RM73B-221JT	
R891	247 0018 905	Carbon chip 0 ohm 1/10W	RM73B-0R0KJT	
R892	247 0012 998	Carbon chip 200 kohm 1/10W	RM73B-204JT	
R893	247 0007 945	Carbon chip 1 kohm 1/10W	RM73B-102JT	
R894	247 0011 928	Carbon chip 39 kohm 1/10W	RM73B-393JT	
R895	247 0007 945	Carbon chip 1 kohm 1/10W	RM73B-102JT	
R992	244 2052 928	Metal oxide 47 ohm 1W(NB)	RS14B3A470JNBST(S)	
R993	247 0018 905	Carbon chip 0 ohm 1/10W	RM73B-0R0KJT	
R995	247 0006 962	Carbon chip 470 ohm 1/10W	RM73B-471JT	
CAPACITORS GROUP				
C371	257 0014 935	Ceramic chip 0.1μF/25V	CK73F1E104ZT	
C372	254 4305 968	Electrolytic 1μF/50V	CE04W1H10MT(SRE)	
C373	257 0014 935	Ceramic chip 0.1μF/25V	CK73F1E104ZT	
C374	254 4305 968	Electrolytic 1μF/50V	CE04W1H10MT(SRE)	
C375	257 0014 935	Ceramic chip 0.1μF/25V	CK73F1E104ZT	
C376	254 4305 968	Electrolytic 1μF/50V	CE04W1H10MT(SRE)	
C378,379	254 4299 964	Electrolytic 47μF/16V	CE04W1C470MT(SRE)	
C380,381	257 0012 966	Ceramic chip 0.01μF/50V	CK73F1H103ZT	
C382,383	254 4299 964	Electrolytic 47μF/16V	CE04W1C470MT(SRE)	
C384,385	257 0012 966	Ceramic chip 0.01μF/50V	CK73F1H103ZT	
C386,387	254 4299 964	Electrolytic 47μF/16V	CE04W1C470MT(SRE)	
C388,389	257 0012 966	Ceramic chip 0.01μF/50V	CK73F1H103ZT	
C390-392	254 4302 974	Electrolytic 100μF/10V	CE04W1A101MT(SRE)	
C393,394	254 4299 964	Electrolytic 47μF/16V	CE04W1C470MT(SRE)	
C395,396	257 0012 966	Ceramic chip 0.01μF/50V	CK73F1H103ZT	
C701	256 1022 971	Metalized 0.1μF/50V	CF93A1H104JT (JL)	
C702	256 1058 971	Metalized 0.1μF/50V	CF93A1H104JT (JL)	
C705	254 4524 985	Electrolytic 10μF/50V	CE04W1H100MT(SMG)RE3	
C706	254 4524 943	Electrolytic 1μF/50V	CE04W1H100MT(SMG)RE3	
C709	254 4403 721	Electrolytic 2200μF/25V	CE04W1E222MC(SMG)	
C713	255 1265 936	Mylar film 0.01μF/50V	CO93M1H103JT(B)	
C715	254 4524 989	Electrolytic 3.3μF/50V	CE04W1HR3MT(SMG)RE3	
C751-753	256 1042 903	Metalized 0.1μF/250V	CF93A2E104KT	
C755	255 1265 936	Mylar film 0.01μF/50V	CO93M1H103JT(B)	
C760	254 4524 985	Electrolytic 10μF/50V	CE04W1H100MT(SMG)RE3	
C762,763	254 4524 972	Electrolytic 4.7μF/50V	CE04W1HR7MT(SMG)RE3	
C766,767	254 4562 714	Electrolytic 100μF/100V	CE04W2A101MC(ARS)2	
C962	254 4538 939	Electrolytic 47μF/16V	CE04W1C470MT(SMG)RE3	
C963	257 0012 966	Ceramic chip 0.01μF/50V	CK73F1H103ZT	
C964	257 0004 961	Ceramic chip 100pF/50V	CC73SL1H101JT	
C965	257 0012 966	Ceramic chip 0.01μF/50V	CK73F1H103ZT	

Ref. No.	Part No.	Part Name	Remarks	Q'ty
C966	254 4524 943	Electrolytic 1µF/50V	CE04M1H01MT SMC/R3ES	
C967	257 0012 966	Ceramic chip 0.01µF/50V	CK73F1H103ZT	
C968	257 0014 935	Ceramic chip 0.1µF/25V	CK73F1E104ZT	
OTHER PARTS GROUP				Q'ty
CW730	203 5226 006	3P PH-SAN connector cord		1
CW731	203 5226 019	3P PH-SAN connector cord		1
CX021	205 0581 001	2P VH connector base	for E2,E1,E1C,EUT	1
CX022	205 0606 025	2P wrapping terminal		1
CX024	205 0581 001	2P VH connector base	for E2,E1	1
CX025	205 0606 025	2P wrapping terminal		1
CX031	205 0087 039	3P wrapping terminal		1
CX039	205 0087 039	3P wrapping terminal		1
CX042	205 0343 045	4P connector base (KR-PH)		1
CX052	205 0343 058	5P connector base (KR-PH)		1
CX086	205 1099 000	8P pin header (6035B)		1
CY069	205 0355 062	6P KR connector base (L)		1
CY941	205 0343 045	4P connector base (KR-PH)		1
Δ F2	205 1051 009	Fuse 12A	for E1,E1C,EUT	1
Δ F3	205 1051 011	Fuse 6A	for E2,E1,E1C	1
Δ F4	205 1048 014	Fuse 2A	for E1,E1C,EUT	1
Δ F6	205 1015 082	Fuse 2.5A	for E2,E1	1
FF702	EP-5870	Fuse holder	for EU,EC,EUT	1
FF703	202 0040 909	Fuse clip	for E2,E1,E1C	1
FF708	202 0040 909	Fuse clip	for EU,EC,E2,E1,EUT	1
FH702	EP-5870	Fuse holder	for EU,EC,EUT	1
FH703	202 0040 909	Fuse clip	for E2,E1,E1C	1
FH708	202 0040 909	Fuse clip	for EU,EC,E2,E1,EUT	1
JK371-373	204 8581 000	3P pin jack (NI-COM.V)		3
JK904,905	204 8260 004	Mini jack		2
JK951	204 8289 001	DC Power jack		1
RL701,702	214 0202 009	Relay DG1U TV-8		2
Δ T701	223 6073 107	Power trans. (M3-E1)	for E1,E1C,EUT	1
Δ T701	223 6068 025	Power trans. (M3-E2)	for E2,E1	1
Δ T701	223 6317 009	Power trans.	for E1C	1
W702,703	205 1034 007	M3 Screw terminal		2
W711-715	203 0678 002	1P SIN cord assy		5

Ref. No.	Part No.	Part Name	Remarks	Q'ty
	001 0121 076	Vinyl wire	JV19-JV24 for E2,E1	1
	415 0299 000	Condenser cover	for E2,E1,E1C	1
	513 2585 074	Fuse label	for E2,E1	1
	513 2654 057	Fuse label	for E2,E1,E1C	1

1U-3254F/G/H EXT IN UNIT

Ref. No.	Part No.	Part Name	Remarks
SEMICONDUCTORS GROUP			
IC505-508	262 2662 002	IC TC9459N	
IC601	263 0898 907	IC NJM5532MD(T1)	
IC603	263 0898 907	IC NJM5532MD(T1)	
IC605	263 0898 907	IC NJM5532MD(T1)	
IC607	263 0898 907	IC NJM5532MD(T1)	
IC801-803	263 0896 909	IC NJM2068MD-T1	for E2,E1,E1C,EUT
IC807	263 0896 909	IC NJM2068MD-T1	for E2,E1,E1C,EUT
IC901-904	263 0896 909	IC NJM2068MD-T1	
IC906	262 2667 007	IC TC9274N-012	
IC907	262 2725 004	IC TC9273N-015	for E2,E1,E1C,EUT
RESISTORS GROUP			
R509,510	247 0012 927	Carbon chip 100 kohm 1/10W	RM73B-104JT
R519,520	247 0012 927	Carbon chip 100 kohm 1/10W	RM73B-104JT
R529,530	247 0012 927	Carbon chip 100 kohm 1/10W	RM73B-104JT
R539,540	247 0012 927	Carbon chip 100 kohm 1/10W	RM73B-104JT
R601,602	247 0012 927	Carbon chip 100 kohm 1/10W	RM73B-104JT
R605,606	247 0007 932	Carbon chip 910 ohm 1/10W	RM73B-911JT
R607,608	247 0009 914	Carbon chip 5.1 kohm 1/10W	RM73B-512JT
R613,614	247 0009 901	Carbon chip 4.7 kohm 1/10W	RM73B-472JT
R619,620	247 0012 927	Carbon chip 100 kohm 1/10W	RM73B-104JT
R623	247 0007 932	Carbon chip 910 ohm 1/10W	RM73B-911JT
R624	247 0007 990	Carbon chip 1.8 kohm 1/10W	RM73B-182JT
R625	247 0009 914	Carbon chip 5.1 kohm 1/10W	RM73B-512JT
R626	247 0010 929	Carbon chip 15 kohm 1/10W	RM73B-153JT
R631,632	247 0009 901	Carbon chip 4.7 kohm 1/10W	RM73B-472JT
R635,636	247 0012 927	Carbon chip 100 kohm 1/10W	RM73B-104JT
R639,640	247 0007 987	Carbon chip 1.5 kohm 1/10W	RM73B-152JT
R641,642	247 0009 969	Carbon chip 8.2 kohm 1/10W	RM73B-822JT
R647-650	247 0012 927	Carbon chip 100 kohm 1/10W	RM73B-104JT
R653,654	247 0007 932	Carbon chip 910 ohm 1/10W	RM73B-911JT
R655,656	247 0009 901	Carbon chip 4.7 kohm 1/10W	RM73B-472JT
R661,662	247 0012 927	Carbon chip 100 kohm 1/10W	RM73B-104JT
R801,802	247 0006 962	Carbon chip 470 ohm 1/10W	RM73B-471JT for E2,E1,E1C
R801,802	247 0018 905	Carbon chip 0 ohm 1/10W	RM73B-0R0KT for EUT
R803-806	247 0012 927	Carbon chip 100 kohm 1/10W	RM73B-104JT for E2,E1,E1C,EUT
R807,808	247 0004 922	Carbon chip 47 ohm 1/10W	RM73B-470JT for E2,E1,E1C,EUT
R811,812	247 0018 905	Carbon chip 0 ohm 1/10W	RM73B-0R0KT for E2,E1,E1C,EUT
R815,816	247 0012 927	Carbon chip 100 kohm 1/10W	RM73B-104JT for E2,E1,E1C,EUT

Ref. No.	Part No.	Part Name	Remarks
R817	247 0006 962	Carbon chip 470 ohm 1/10W	RM73B-471JT for E2,E1,E1C
R817	247 0018 905	Carbon chip 0 ohm 1/10W	RM73B-0R0KT for EUT
R818	247 0010 945	Carbon chip 18 kohm 1/10W	RM73B-183JT for E2,E1,E1C,EUT
R819	247 0012 927	Carbon chip 100 kohm 1/10W	RM73B-104JT for E2,E1,E1C,EUT
R820	247 0011 902	Carbon chip 33 kohm 1/10W	RM73B-333JT for E2,E1,E1C,EUT
R821	247 0012 927	Carbon chip 100 kohm 1/10W	RM73B-104JT for E2,E1,E1C,EUT
R822	247 0013 984	Carbon chip 470 kohm 1/10W	RM73B-474JT for E2,E1,E1C,EUT
R823,824	247 0004 922	Carbon chip 47 ohm 1/10W	RM73B-470JT for E2,E1,E1C,EUT
R827,828	247 0018 905	Carbon chip 0 ohm 1/10W	RM73B-0R0KT for E2,E1,E1C,EUT
R831,832	247 0012 927	Carbon chip 100 kohm 1/10W	RM73B-104JT for E2,E1,E1C,EUT
R833,834	247 0006 962	Carbon chip 470 ohm 1/10W	RM73B-471JT for E2,E1,E1C
R833,834	247 0018 905	Carbon chip 0 ohm 1/10W	RM73B-0R0KT for EUT
R835-838	247 0012 927	Carbon chip 100 kohm 1/10W	RM73B-104JT for E2,E1,E1C,EUT
R839,840	247 0004 922	Carbon chip 47 ohm 1/10W	RM73B-470JT for E2,E1,E1C,EUT
R843,844	247 0018 905	Carbon chip 0 ohm 1/10W	RM73B-0R0KT for E2,E1,E1C,EUT
R847,848	247 0012 927	Carbon chip 100 kohm 1/10W	RM73B-104JT for E2,E1,E1C,EUT
R849,850	247 0011 973	Carbon chip 62 kohm 1/10W	RM73B-623JT for E2,E1,E1C,EUT
R851,852	247 0013 984	Carbon chip 470 kohm 1/10W	RM73B-474JT for E2,E1,E1C,EUT
R853,854	247 0006 962	Carbon chip 470 ohm 1/10W	RM73B-471JT for E2,E1,E1C,EUT
R855,856	247 0005 905	Carbon chip 100 ohm 1/10W	RM73B-101JT for E2,E1,E1C,EUT
R857,858	247 0011 944	Carbon chip 47 kohm 1/10W	RM73B-473JT for E2,E1,E1C,EUT
R859	247 0018 905	Carbon chip 0 ohm 1/10W	RM73B-0R0KT for E2,E1,E1C,EUT
R901,902	247 0018 905	Carbon chip 0 ohm 1/10W	RM73B-0R0KT for EU,EC,EUT
R901,902	247 0006 962	Carbon chip 470 ohm 1/10W	RM73B-471JT for E2,E1,E1C
R903-906	247 0012 927	Carbon chip 100 kohm 1/10W	RM73B-104JT
R907,908	247 0004 922	Carbon chip 47 ohm 1/10W	RM73B-470JT
R911,912	247 0018 905	Carbon chip 0 ohm 1/10W	RM73B-0R0KT

Ref. No.	Part No.	Part Name	Remarks
R915,916	247 0012 927	Carbon chip 100 kohm 1/10W	RM73B-104JT
R917	247 0018 905	Carbon chip 0 ohm 1/10W	RM73B-0P0KT for EU,EC,EUT
R917	247 0006 962	Carbon chip 470 ohm 1/10W	RM73B-471JT for E2,E1,E1C
R918	247 0010 945	Carbon chip 18 kohm 1/10W	RM73B-183JT
R919	247 0012 927	Carbon chip 100 kohm 1/10W	RM73B-104JT
R920	247 0011 902	Carbon chip 33 kohm 1/10W	RM73B-333JT
R921	247 0012 927	Carbon chip 100 kohm 1/10W	RM73B-104JT
R922	247 0013 984	Carbon chip 470 kohm 1/10W	RM73B-474JT
R923,924	247 0004 922	Carbon chip 47 ohm 1/10W	RM73B-470JT
R927,928	247 0018 905	Carbon chip 0 ohm 1/10W	RM73B-0P0KT
R931,932	247 0012 927	Carbon chip 100 kohm 1/10W	RM73B-104JT
R933,934	247 0018 905	Carbon chip 0 ohm 1/10W	RM73B-0P0KT for EU,EC,EUT
R933,934	247 0006 962	Carbon chip 470 ohm 1/10W	RM73B-471JT for E2,E1,E1C
R935-938	247 0012 927	Carbon chip 100 kohm 1/10W	RM73B-104JT
R939,940	247 0004 922	Carbon chip 47 ohm 1/10W	RM73B-470JT
R943,944	247 0018 905	Carbon chip 0 ohm 1/10W	RM73B-0P0KT
R947,948	247 0012 927	Carbon chip 100 kohm 1/10W	RM73B-104JT
R949,950	247 0018 905	Carbon chip 0 ohm 1/10W	RM73B-0P0KT for EU,EC,EUT
R949,950	247 0006 962	Carbon chip 470 ohm 1/10W	RM73B-471JT for E2,E1,E1C
R951-954	247 0012 927	Carbon chip 100 kohm 1/10W	RM73B-104JT
R955,956	247 0004 922	Carbon chip 47 ohm 1/10W	RM73B-470JT
R958,960	247 0018 905	Carbon chip 0 ohm 1/10W	RM73B-0P0KT
R963,964	247 0012 927	Carbon chip 100 kohm 1/10W	RM73B-104JT
R965-970	247 0018 905	Carbon chip 0 ohm 1/10W	RM73B-0P0KT for EU,EC
R973	247 0018 905	Carbon chip 0 ohm 1/10W	RM73B-0P0KT

CAPACITORS GROUP			
C509,510	254 4524 998	Electrolytic 22μF/50V	CE04WH220MT SMCRES
C519,520	254 4524 998	Electrolytic 22μF/50V	CE04WH220MT SMCRES
C529,530	254 4524 998	Electrolytic 22μF/50V	CE04WH220MT SMCRES
C539,540	254 4524 998	Electrolytic 22μF/50V	CE04WH220MT SMCRES
C601,602	254 4524 985	Electrolytic 10μF/50V	CE04WH100MT SMCRES
C609,610	254 4525 926	Electrolytic 100μF/50V	CE04WH100MT SMCRES
C611,612	254 4524 985	Electrolytic 10μF/50V	CE04WH100MT SMCRES
C619,620	254 4525 926	Electrolytic 100μF/50V	CE04WH100MT SMCRES
C621,622	254 4524 985	Electrolytic 10μF/50V	CE04WH100MT SMCRES
C629-632	254 4524 985	Electrolytic 10μF/50V	CE04WH100MT SMCRES
C639,640	254 4524 985	Electrolytic 10μF/50V	CE04WH100MT SMCRES
C641,642	254 4557 936	Electrolytic 100μF/50V	CE04WH100MT(A)RS(2)
C643,644	254 4524 943	Electrolytic 1μF/50V	CE04WH100MT SMCRES
C645,646	254 4557 936	Electrolytic 10μF/50V	CE04WH100MT(A)RS(2)
C647,648	254 4524 943	Electrolytic 1μF/50V	CE04WH100MT SMCRES

Ref. No.	Part No.	Part Name	Remarks
C801,802	257 0005 986	Ceramic chip 330pF/50V	CC73SL1H331JT for E2,E1,E1C
C803,804	254 4524 985	Electrolytic 10μF/50V	CE04WH100MT SMCRES for E2,E1,E1C,EUT
C809,810	254 4524 998	Electrolytic 22μF/50V	CE04WH220MT SMCRES for E2,E1,E1C,EUT
C811,812	254 4524 943	Electrolytic 1μF/50V	CE04WH100MT SMCRES for E2,E1,E1C,EUT
C813	257 0005 986	Ceramic chip 330pF/50V	CC73SL1H331JT for E2,E1,E1C
C814	257 0003 946	Ceramic chip 33pF/50V	CC73SL1H330JT for E2,E1,E1C
C815,816	254 4524 985	Electrolytic 10μF/50V	CE04WH100MT SMCRES for E2,E1,E1C,EUT
C821,822	254 4524 998	Electrolytic 22μF/50V	CE04WH220MT SMCRES for E2,E1,E1C,EUT
C823,824	257 0005 986	Ceramic chip 330pF/50V	CC73SL1H331JT for E2,E1,E1C
C825,826	254 4524 985	Electrolytic 10μF/50V	CE04WH100MT SMCRES
C831,832	254 4524 998	Electrolytic 22μF/50V	CE04WH220MT SMCRES
C834	254 4524 943	Electrolytic 1μF/50V	CE04WH100MT SMCRES
C835,836	257 0004 961	Ceramic chip 100pF/50V	CC73SL1H101JT
C837,838	254 4524 985	Electrolytic 10μF/50V	CE04WH100MT SMCRES
C841-844	254 4524 985	Electrolytic 10μF/50V	CE04WH100MT SMCRES
C901,902	257 0005 986	Ceramic chip 330pF/50V	CC73SL1H331JT for E2,E1,E1C
C903,904	254 4524 985	Electrolytic 10μF/50V	CE04WH100MT SMCRES
C909,910	254 4524 998	Electrolytic 22μF/50V	CE04WH220MT SMCRES
C911	257 0005 986	Ceramic chip 330pF/50V	CC73SL1H331JT for E2,E1,E1C
C912	257 0003 946	Ceramic chip 33pF/50V	CC73SL1H330JT for E2,E1,E1C
C913,914	254 4524 985	Electrolytic 10μF/50V	CE04WH100MT SMCRES
C919,920	254 4524 998	Electrolytic 22μF/50V	CE04WH220MT SMCRES
C921,922	257 0005 986	Ceramic chip 330pF/50V	CC73SL1H331JT for E2,E1,E1C
C923,924	254 4524 985	Electrolytic 10μF/50V	CE04WH100MT SMCRES
C929,930	254 4524 998	Electrolytic 22μF/50V	CE04WH220MT SMCRES
C931,932	257 0005 986	Ceramic chip 330pF/50V	CC73SL1H331JT for E2,E1,E1C
C933,934	254 4524 985	Electrolytic 10μF/50V	CE04WH100MT SMCRES
C939,940	254 4524 998	Electrolytic 22μF/50V	CE04WH220MT SMCRES
C941,942	254 4524 943	Electrolytic 1μF/50V	CE04WH100MT SMCRES
C944	254 4524 943	Electrolytic 1μF/50V	CE04WH100MT SMCRES
C946	254 4524 985	Electrolytic 10μF/50V	CE04WH100MT SMCRES for E2,E1,E1C,EUT
C948	254 4524 985	Electrolytic 10μF/50V	CE04WH100MT SMCRES for E2,E1,E1C,EUT
C952,953	254 4524 985	Electrolytic 10μF/50V	CE04WH100MT SMCRES

1U-3288F/G DSP UNIT

Ref. No.	Part No.	Part Name	Remarks	Q'ty
OTHER PARTS GROUP				
CW061	205 0942 019	6P connector socket (TUC-P)		1
CW063	205 0885 095	8P connector socket (TUC-P)		1
CW114,115	205 0885 066	11P connector socket (TUC-P)		2
CW122	205 0885 079	12P connector socket (TUC-P)		1
CW154	205 0885 040	15P connector socket (TUC-P)		1
CY063	205 0343 061	6P connector base (KR-FH)	for E2,E1,E1C,EUT	1
JK801	204 8562 003	2P pin jack (S-GND)	for E2,E1,E1C,EUT	1
JK901	204 8513 010	6P pin jack (S-GND)	for E2,E1,E1C,EUT	1
JK902,903	204 8545 004	4P pin jack (GND)		2
SEMICONDUCTORS GROUP				
IC102	262 2519 906	IC SN74LV00APW-EL2		
IC103	262 2673 004	IC ADS2-21061LKS-176		
IC105	262 2518 907	IC SN74LV74APW-EL2		
IC108	262 2611 008	IC TC55V1664BFT-12		
IC109	262 2504 908	IC TC74VHC02FT-TP1		
IC110	262 2673 004	IC ADS2-21061LKS-176		
IC111	262 2606 903	IC SN74AHC753PW		
IC112	262 2611 008	IC TC55V1664BFT-12		
IC113	262 2610 902	IC SN74LV573APW		
IC114	262 2520 908	IC TC74VHC541FT-TP1		
IC115	262 2671 909	IC HG-8002JA44MHZPCCX		
IC116	262 2503 909	IC TC74VHC541AFT-TP1		
IC119	262 2779 005	IC LH28F8008VE-BTL-90		
IC120	262 2630 005	IC MSM32R0050-521GS		
IC122	262 2519 906	IC SN74LV00APW-EL2		
IC301	262 2615 004	IC TMP93CS41F		
IC302	262 2610 902	IC SN74LV573APW		
IC303	262 2632 003	IC W29E011P-90		
IC501-506	269 0178 007	Optical connector GP1F37R1		
IC506	269 0177 008	Optical connector GP1F38T2		
IC507	263 1075 004	IC TK15420D	for E2,E1,E1C,EUT	
IC509,510	262 2386 906	IC SN74HC151NS(TAPE)		
IC511	263 0687 901	IC BA4560F-E2	for E2,E1,E1C,EUT	
IC512	262 2372 004	IC PM4007A	for E2,E1,E1C,EUT	
IC513	262 2386 906	IC SN74HC151NS(TAPE)		
IC516	262 2371 908	IC BR62256F-70LL	for E2,E1,E1C,EUT	
IC517	262 2608 901	IC TC74VHC123AFT		
IC523	262 2608 901	IC TC74VHC123AFT		
IC524	262 2519 906	IC SN74LV00APW-EL2		
IC525	262 2609 900	IC SN74AHC157PW		
IC527	262 2426 905	IC AKS351-VF		
IC528	399 0575 008	Crystal 12.287 MHz		
IC529	262 2519 906	IC SN74LV00APW-EL2		
IC530	262 2557 900	IC SN74LV14APW-EL2		
IC531	262 2675 015	IC LC89055W-RA8		
IC532	262 2557 900	IC SN74LV14APW-EL2		
IC651,652	263 0634 900	IC BA4510F-E2		
TR301	271 0291 903	Transistor 2SA1182Y(O)(TE85L)		
TR302	269 0082 902	Transistor DTC114EKT96		
TR303,304	269 0054 901	Transistor DTC144EKT96		
TR305	269 0082 902	Transistor DTC114EKT96		
TR501	274 0163 904	Transistor 2SD601A	for E2,E1,E1C,EUT	
TR502	272 0125 904	Transistor 2SB709A	for E2,E1,E1C,EUT	
TR503,504	274 0163 904	Transistor 2SD601A	for E2,E1,E1C,EUT	
TR505	272 0125 904	Transistor 2SB709A	for E2,E1,E1C,EUT	
TR506	273 0384 900	Transistor 2SC2412KT96(S)	for E2,E1,E1C,EUT	

Ref. No.	Part No.	Part Name	Remarks
D501	276 0559 909	Diode DAP202KT146	for E2,E1,E1C,EUT
D502	276 0663 905	Diode KV1851-TL	for E2,E1,E1C,EUT
D655	276 0559 909	Diode DAP202KT146	
RESISTORS GROUP			
R101	247 0009 985	Carbon chip 10 kohm 1/10W	RM73B-103JT
R102-106	247 2018 903	Carbon chip 0 ohm 1/10W	RM73B-OROKT
R107,108	247 2003 989	Carbon chip 33 ohm 1/10W	RM73B-330JT
R109	247 0009 985	Carbon chip 10 kohm 1/10W	RM73B-103JT
R110-131	247 2003 989	Carbon chip 33 ohm 1/10W	RM73B-330JT
R132	247 0009 985	Carbon chip 10 kohm 1/10W	RM73B-103JT
R133-135	247 2003 989	Carbon chip 33 ohm 1/10W	RM73B-330JT
R136	247 0009 985	Carbon chip 10 kohm 1/10W	RM73B-103JT
R137-140	247 2003 989	Carbon chip 33 ohm 1/10W	RM73B-330JT
R141	247 0009 985	Carbon chip 10 kohm 1/10W	RM73B-103JT
R142-152	247 2003 989	Carbon chip 33 ohm 1/10W	RM73B-330JT
R153	247 0009 985	Carbon chip 10 kohm 1/10W	RM73B-103JT
R154	247 2003 989	Carbon chip 33 ohm 1/10W	RM73B-330JT
R156-158	247 2003 989	Carbon chip 33 ohm 1/10W	RM73B-330JT
R160	247 0009 985	Carbon chip 10 kohm 1/10W	RM73B-103JT
R161-177	247 2003 989	Carbon chip 33 ohm 1/10W	RM73B-330JT
R179	247 2003 989	Carbon chip 33 ohm 1/10W	RM73B-330JT
R180	247 2004 920	Carbon chip 47 ohm 1/10W	RM73B-470JT
R181	247 0009 985	Carbon chip 10 kohm 1/10W	RM73B-103JT
R182-187	247 2018 903	Carbon chip 0 ohm 1/10W	RM73B-OROKT
R188	247 0009 985	Carbon chip 10 kohm 1/10W	RM73B-103JT
R189-231	247 2003 989	Carbon chip 33 ohm 1/10W	RM73B-330JT
R233-235	247 2003 989	Carbon chip 33 ohm 1/10W	RM73B-330JT
R238-242	247 2003 989	Carbon chip 33 ohm 1/10W	RM73B-330JT
R244	247 2004 920	Carbon chip 47 ohm 1/10W	RM73B-470JT
R245-256	247 2003 989	Carbon chip 33 ohm 1/10W	RM73B-330JT
R260,261	247 0004 922	Carbon chip 47 ohm 1/10W	RM73B-470JT
R265	247 0009 985	Carbon chip 10 kohm 1/10W	RM73B-103JT
R267-273	247 0018 905	Carbon chip 0 ohm 1/10W	RM73B-OROKT
R276,277	247 2009 983	Carbon chip 10 kohm 1/10W	RM73B-103JT
R279,280	247 2004 920	Carbon chip 47 ohm 1/10W	RM73B-470JT
R282-287	247 2004 920	Carbon chip 47 ohm 1/10W	RM73B-470JT
R288,289	247 0009 985	Carbon chip 10 kohm 1/10W	RM73B-103JT
R290	247 0009 901	Carbon chip 4.7 kohm 1/10W	RM73B-472JT
R295	247 2018 903	Carbon chip 0 ohm 1/10W	RM73B-OROKT
R296-299	247 0018 905	Carbon chip 0 ohm 1/10W	RM73B-OROKT
R301,302	247 0009 985	Carbon chip 10 kohm 1/10W	RM73B-103JT
R303	247 2003 989	Carbon chip 33 ohm 1/10W	RM73B-330JT
R304	247 0009 901	Carbon chip 4.7 kohm 1/10W	RM73B-472JT
R305,306	247 2003 989	Carbon chip 33 ohm 1/10W	RM73B-330JT
R307	247 0009 985	Carbon chip 10 kohm 1/10W	RM73B-103JT
R308	247 2003 989	Carbon chip 33 ohm 1/10W	RM73B-330JT
R309	247 0009 985	Carbon chip 10 kohm 1/10W	RM73B-103JT
R311,312	247 2003 989	Carbon chip 33 ohm 1/10W	RM73B-330JT

Ref. No.	Part No.	Part Name	Remarks
R313	247 0009 985	Carbon chip 10 kohm 1/10W	RM73B-103JT
R314-327	247 2003 989	Carbon chip 33 ohm 1/10W	RM73B-330JT
R328	247 0018 905	Carbon chip 0 ohm 1/10W	RM73B-OROKT
R330	247 0018 905	Carbon chip 0 ohm 1/10W	RM73B-OROKT
R332	247 2018 903	Carbon chip 0 ohm 1/10W	RM73B-OROKT
R335	247 0009 985	Carbon chip 10 kohm 1/10W	RM73B-103JT
R337	247 2011 942	Carbon chip 47 kohm 1/10W	RM73B-473JT
R338	247 0009 985	Carbon chip 10 kohm 1/10W	RM73B-103JT
R340	247 0009 985	Carbon chip 10 kohm 1/10W	RM73B-103JT
R341,342	247 0011 944	Carbon chip 47 kohm 1/10W	RM73B-473JT
R343,344	247 0009 901	Carbon chip 4.7 kohm 1/10W	RM73B-472JT
R345	247 0009 985	Carbon chip 10 kohm 1/10W	RM73B-103JT
R346	247 0009 985	Carbon chip 10 kohm 1/10W	RM73B-103JT
R801	247 0007 945	Carbon chip 1 kohm 1/10W	RM73B-102JT
R802	247 0006 988	Carbon chip 560 ohm 1/10W	RM73B-561JT
R803	247 0004 993	Carbon chip 91 ohm 1/10W	RM73B-910JT
R804-806	247 0007 945	Carbon chip 1 kohm 1/10W	RM73B-102JT
R807-811	247 0009 901	Carbon chip 4.7 kohm 1/10W	RM73B-472JT
R812	247 0007 945	Carbon chip 1 kohm 1/10W	RM73B-102JT
R813	247 0009 985	Carbon chip 10 kohm 1/10W	RM73B-103JT
R814,815	247 0007 945	Carbon chip 1 kohm 1/10W	RM73B-102JT
R816	247 0009 901	Carbon chip 4.7 kohm 1/10W	RM73B-472JT
R817	247 0008 902	Carbon chip 1.8 kohm 1/10W	RM73B-182JT
R818	247 0007 945	Carbon chip 1 kohm 1/10W	RM73B-102JT
R819	247 0005 947	Carbon chip 150 ohm 1/10W	RM73B-151JT
R820	247 0009 901	Carbon chip 4.7 kohm 1/10W	RM73B-472JT
R821,822	247 0009 985	Carbon chip 10 kohm 1/10W	RM73B-103JT
R823	247 0007 945	Carbon chip 1 kohm 1/10W	RM73B-102JT
R824	247 0008 928	Carbon chip 2.2 kohm 1/10W	RM73B-222JT
R825	247 0007 945	Carbon chip 1 kohm 1/10W	RM73B-102JT
R826	247 0008 960	Carbon chip 3.3 kohm 1/10W	RM73B-332JT
R827	247 0009 901	Carbon chip 4.7 kohm 1/10W	RM73B-472JT

Ref. No.	Part No.	Part Name	Remarks
R528	247 0007 945	Carbon chip 1 kohm 1/10W	RM73B-102JT
R529	247 0004 922	Carbon chip 47 ohm 1/10W	RM73B-470JT
R530	247 0009 901	Carbon chip 4.7 kohm 1/10W	RM73B-472JT
R531	247 0008 986	Carbon chip 3.9 kohm 1/10W	RM73B-392JT
R532,533	247 2009 983	Carbon chip 10 kohm 1/10W	RM73B-103JT
R535-537	247 2009 983	Carbon chip 10 kohm 1/10W	RM73B-103JT
R538	247 0012 927	Carbon chip 100 kohm 1/10W	RM73B-104JT
R539	247 0009 969	Carbon chip 8.2 kohm 1/10W	RM73B-822JT
R540,541	247 2009 983	Carbon chip 10 kohm 1/10W	RM73B-103JT
R542	247 0011 986	Carbon chip 68 kohm 1/10W	RM73B-683JT
R543	247 0010 987	Carbon chip 27 kohm 1/10W	RM73B-273JT
R544	247 2009 983	Carbon chip 10 kohm 1/10W	RM73B-103JT
R545	247 2018 903	Carbon chip 0 ohm 1/10W	RM73B-OROKT
R546	247 2009 983	Carbon chip 10 kohm 1/10W	RM73B-103JT
R547,548	247 0009 985	Carbon chip 10 kohm 1/10W	RM73B-103JT
R549	247 2009 983	Carbon chip 10 kohm 1/10W	RM73B-103JT
R550	247 0005 921	Carbon chip 120 ohm 1/10W	RM73B-121JT
R551-553	247 2009 983	Carbon chip 10 kohm 1/10W	RM73B-103JT
R554	247 2018 903	Carbon chip 0 ohm 1/10W	RM73B-OROKT
R555	247 0011 944	Carbon chip 47 kohm 1/10W	RM73B-473JT
R556-560	247 2018 903	Carbon chip 0 ohm 1/10W	RM73B-OROKT
R561,562	247 2009 983	Carbon chip 10 kohm 1/10W	RM73B-103JT
R563	247 0011 944	Carbon chip 47 kohm 1/10W	RM73B-473JT
R564,565	247 2009 983	Carbon chip 10 kohm 1/10W	RM73B-103JT
R566	247 0011 944	Carbon chip 47 kohm 1/10W	RM73B-473JT
R567	247 2004 920	Carbon chip 47 ohm 1/10W	RM73B-470JT

Ref. No.	Part No.	Part Name	Remarks
R568	247 2009 983	Carbon chip 10 kohm 1/10W	RM73B-103JT
R569	247 0011 944	Carbon chip 47 kohm 1/10W	RM73B-473JT
R570	247 2009 983	Carbon chip 10 kohm 1/10W	RM73B-103JT
R571-589	247 2018 903	Carbon chip 0 ohm 1/10W	RM73B-OROKT
R591-594	247 0004 922	Carbon chip 47 ohm 1/10W	RM73B-470JT
R595	247 0014 967	Carbon chip 1 Mohm 1/10W	RM73B-105JT
R596	247 0009 969	Carbon chip 8.2 kohm 1/10W	RM73B-822JT
R597	247 0008 957	Carbon chip 3 kohm 1/10W	RM73B-302JT
R598	247 0009 914	Carbon chip 5.1 kohm 1/10W	RM73B-512JT
R599	247 0004 977	Carbon chip 75 ohm 1/10W	RM73B-750JT
R601	247 0011 980	Carbon chip 56 kohm 1/10W	RM73B-563JT
R602	247 0018 905	Carbon chip 0 ohm 1/10W	RM73B-OROKT
R606	247 0011 902	Carbon chip 33 kohm 1/10W	RM73B-333JT
R611-613	247 0004 922	Carbon chip 47 ohm 1/10W	RM73B-470JT
R614	247 0012 927	Carbon chip 100 kohm 1/10W	RM73B-104JT
R621-624	247 0004 922	Carbon chip 47 ohm 1/10W	RM73B-470JT
R625	247 0012 927	Carbon chip 100 kohm 1/10W	RM73B-104JT
R626-629	247 0004 922	Carbon chip 47 ohm 1/10W	RM73B-470JT
R630	247 0003 981	Carbon chip 33 ohm 1/10W	RM73B-330JT
R631	247 0018 905	Carbon chip 0 ohm 1/10W	RM73B-OROKT
R632	247 0004 922	Carbon chip 47 ohm 1/10W	RM73B-470JT
R633,634	247 0018 905	Carbon chip 0 ohm 1/10W	RM73B-OROKT
R651-654	247 0009 901	Carbon chip 4.7 kohm 1/10W	RM73B-472JT
R655,656	247 0011 944	Carbon chip 47 kohm 1/10W	RM73B-473JT
R657,658	247 0010 916	Carbon chip 13 kohm 1/10W	RM73B-133JT
R659,660	247 0012 927	Carbon chip 100 kohm 1/10W	RM73B-104JT
R661,662	247 0008 999	Carbon chip 4.3 kohm 1/10W	RM73B-438JT
R663-666	247 0009 901	Carbon chip 4.7 kohm 1/10W	RM73B-472JT
R667-670	247 0006 920	Carbon chip 330 ohm 1/10W	RM73B-331JT
R671-673	247 2018 903	Carbon chip 0 ohm 1/10W	RM73B-OROKT
R676	247 2004 920	Carbon chip 47 ohm 1/10W	RM73B-470JT
R677	247 2009 983	Carbon chip 10 kohm 1/10W	RM73B-103JT
R678	247 2004 920	Carbon chip 47 ohm 1/10W	RM73B-470JT
R679	247 2018 903	Carbon chip 0 ohm 1/10W	RM73B-OROKT
R681	247 0018 905	Carbon chip 0 ohm 1/10W	RM73B-OROKT
CAPACITORS GROUP			
C101	257 0008 983	Ceramic chip 1000pF/50V	CK73B1H102KT
C102	257 0014 935	Ceramic chip 0.1μF/25V	CK73F1E104ZT
C103	257 0012 966	Ceramic chip 0.01μF/50V	CK73F1H103ZT
C104	257 0008 983	Ceramic chip 1000pF/50V	CK73B1H102KT
C105	257 0014 935	Ceramic chip 0.1μF/25V	CK73F1E104ZT
C106	257 0012 966	Ceramic chip 0.01μF/50V	CK73F1H103ZT
C107	257 0014 935	Ceramic chip 0.1μF/25V	CK73F1E104ZT
C108	257 0012 966	Ceramic chip 0.01μF/50V	CK73F1H103ZT
C109,110	257 0014 935	Ceramic chip 0.1μF/25V	CK73F1E104ZT
C111	257 0012 966	Ceramic chip 0.01μF/50V	CK73F1H103ZT

Ref. No.	Part No.	Part Name	Remarks
C112,113	257 0008 983	Ceramic chip 1000pF/50V	CK73B1H102KT
C114,115	257 0012 966	Ceramic chip 0.01μF/50V	CK73F1H103ZT
C116,117	257 0014 935	Ceramic chip 0.1μF/25V	CK73F1E104ZT
C118	257 0012 966	Ceramic chip 0.01μF/50V	CK73F1H103ZT
C119,120	257 0008 983	Ceramic chip 1000pF/50V	CK73B1H102KT
C121	257 0014 935	Ceramic chip 0.1μF/25V	CK73F1E104ZT
C123	257 0012 966	Ceramic chip 0.01μF/50V	CK73F1H103ZT
C124,125	257 0014 935	Ceramic chip 0.1μF/25V	CK73F1E104ZT
C126	257 0008 983	Ceramic chip 1000pF/50V	CK73B1H102KT
C127	257 0012 966	Ceramic chip 0.01μF/50V	CK73F1H103ZT
C128	257 0014 935	Ceramic chip 0.1μF/25V	CK73F1E104ZT
C129	257 0008 983	Ceramic chip 1000pF/50V	CK73B1H102KT
C130	257 0012 966	Ceramic chip 0.01μF/50V	CK73F1H103ZT
C131	254 4533 950	Electrolytic 470μF/6.3V	CE04W10MT(SMGRES)
C132	257 0014 935	Ceramic chip 0.1μF/25V	CK73F1E104ZT
C134	257 0008 983	Ceramic chip 1000pF/50V	CK73B1H102KT
C136	257 0014 935	Ceramic chip 0.1μF/25V	CK73F1E104ZT
C135	257 0012 966	Ceramic chip 0.01μF/50V	CK73F1H103ZT
C137	257 0008 983	Ceramic chip 1000pF/50V	CK73B1H102KT
C138	257 0014 935	Ceramic chip 0.1μF/25V	CK73F1E104ZT
C139	257 0012 966	Ceramic chip 0.01μF/50V	CK73F1H103ZT
C140	257 0014 935	Ceramic chip 0.1μF/25V	CK73F1E104ZT
C141	257 0012 966	Ceramic chip 0.01μF/50V	CK73F1H103ZT
C142,143	257 0014 935	Ceramic chip 0.1μF/25V	CK73F1E104ZT
C144,145	257 0012 966	Ceramic chip 0.01μF/50V	CK73F1H103ZT
C146,147	257 0008 983	Ceramic chip 1000pF/50V	CK73B1H102KT
C148	257 0014 935	Ceramic chip 0.1μF/25V	CK73F1E104ZT
C149	257 0012 966	Ceramic chip 0.01μF/50V	CK73F1H103ZT
C150,151	257 0014 935	Ceramic chip 0.1μF/25V	CK73F1E104ZT
C152,153	257 0012 966	Ceramic chip 0.01μF/50V	CK73F1H103ZT
C154,155	257 0008 983	Ceramic chip 1000pF/50V	CK73B1H102KT
C156	257 0014 935	Ceramic chip 0.1μF/25V	CK73F1E104ZT
C157,158	257 0012 966	Ceramic chip 0.01μF/50V	CK73F1H103ZT
C159	257 0014 935	Ceramic chip 0.1μF/25V	CK73F1E104ZT
C160	257 0008 983	Ceramic chip 1000pF/50V	CK73B1H102KT
C161	257 0012 966	Ceramic chip 0.01μF/50V	CK73F1H103ZT
C162	257 0014 935	Ceramic chip 0.1μF/25V	CK73F1E104ZT
C163	257 0008 983	Ceramic chip 1000pF/50V	CK73B1H102KT
C164	257 0012 966	Ceramic chip 0.01μF/50V	CK73F1H103ZT
C165	254 4503 906	Electrolytic 220μF/4V	CE67C0G221MT
C166	257 0014 935	Ceramic chip 0.1μF/25V	CK73F1E104ZT
C167,168	257 0012 966	Ceramic chip 0.01μF/50V	CK73F1H103ZT
C169	257 0008 983	Ceramic chip 1000pF/50V	CK73B1H102KT
C170	254 4464 906	Electrolytic 100μF/6.3V	CE67C0J101MT
C177	257 0012 966	Ceramic chip 0.01μF/50V	CK73F1H103ZT
C180	257 0012 966	Ceramic chip 0.01μF/50V	CK73F1H103ZT
C181-184	257 0014 935	Ceramic chip 0.1μF/25V	CK73F1E104ZT
C187-191	257 0012 966	Ceramic chip 0.01μF/50V	CK73F1H103ZT
C192	254 4503 906	Electrolytic 220μF/4V	CE67C0G221MT
C301,302	257 0014 935	Ceramic chip 0.1μF/25V	CK73F1E104ZT
C305	257 0012 966	Ceramic chip 0.01μF/50V	CK73F1H103ZT

Ref. No.	Part No.	Part Name	Remarks
C306	257 0014 935	Ceramic chip 0.1μF/25V	CK73F1E104ZT
C307	254 4466 917	Electrolytic 1μF/50V	CE67C1H010MT
C308	257 0014 935	Ceramic chip 0.1μF/25V	CK73F1E104ZT
C309	254 4466 917	Electrolytic 1μF/50V	CE67C1H010MT
C310	254 4464 906	Electrolytic 100μF/6.3V	CE67C0J101MT
C311	257 0012 966	Ceramic chip 0.01μF/50V	CK73F1H103ZT
C501,502	257 0011 996	Ceramic chip 0.1μF/25V	CK73B1E104KT
C503	257 0014 935	Ceramic chip 0.1μF/25V	CK73F1E104ZT
C504	257 0011 996	Ceramic chip 0.1μF/25V	CK73B1E104KT
C505	257 0014 935	Ceramic chip 0.1μF/25V	CK73F1E104ZT
C506	257 0011 996	Ceramic chip 0.1μF/25V	CK73B1E104KT
C507,508	254 3056 946	Electrolytic 4.7μF/50V	CE04D1HR7MBPT(SME)
C507,508	254 4304 927	Electrolytic 4.7μF/35V	CE04W1V4R7M(T)SRE)
C509	257 0014 935	Ceramic chip 0.1μF/25V	CK73F1E104ZT
C510	257 0011 941	Ceramic chip 0.022μF/25V	CK73B1E223KT
C511	257 0011 996	Ceramic chip 0.1μF/25V	CK73B1E104KT
C512	257 0004 961	Ceramic chip 100pF/50V	CC73SL1H101JT
C513-515	257 0014 935	Ceramic chip 0.1μF/25V	CK73F1E104ZT
C516	257 0008 983	Ceramic chip 1000pF/50V	CK73B1H102KT
C517,518	254 4299 906	Electrolytic 10μF/16V	CE04W1C100MT(SRE)
C519	257 0004 932	Ceramic chip 75pF/50V	CC73SL1H750JT
C520	257 0010 900	Ceramic chip 0.01μF/50V	CK73B1H103KT
C521,522	257 0014 935	Ceramic chip 0.1μF/25V	CK73F1E104ZT
C523,524	257 0012 966	Ceramic chip 0.01μF/50V	CK73F1H103ZT
C525	257 0014 935	Ceramic chip 0.1μF/25V	CK73F1E104ZT
C526,527	257 0012 966	Ceramic chip 0.01μF/50V	CK73F1H103ZT
C528	257 0012 966	Ceramic chip 0.01μF/50V	CK73F1H103ZT
C529	254 3056 917	Electrolytic 1μF/50V	CE04D1H01MBPT(SME)
C530	257 0012 966	Ceramic chip 0.01μF/50V	CK73F1H103ZT
C531	257 0014 935	Ceramic chip 0.1μF/25V	CK73F1E104ZT
C532	254 3056 917	Electrolytic 1μF/50V	CE04D1H01MBPT(SME)
C533,534	257 0014 935	Ceramic chip 0.1μF/25V	CK73F1E104ZT

Ref. No.	Part No.	Part Name	Remarks
C535	254 4299 906	Electrolytic 10μF/16V	CE04W1C100MT(SRE)
C536,537	257 0014 935	Ceramic chip 0.1μF/25V	CK73F1E104ZT
C538	257 0012 982	Ceramic chip 0.022μF/50V	CK73F1H223ZT
C539	254 4299 906	Electrolytic 10μF/16V	CE04W1C100MT(SRE)
C540	257 0014 935	Ceramic chip 0.1μF/25V	CK73F1E104ZT
C541,542	257 0012 966	Ceramic chip 0.01μF/50V	CK73F1H103ZT
C543-545	257 0014 935	Ceramic chip 0.1μF/25V	CK73F1E104ZT
C546	254 3053 936	Electrolytic 47μF/16V	CE04D1C47MBPT(SME)
C547	257 0001 980	Ceramic chip 6pF/50V	CC73SL1HR600T
C548	254 4302 974	Electrolytic 100μF/10V	CE04W1A101MT(SRE)
C549	257 0012 966	Ceramic chip 0.01μF/50V	CK73F1H103ZT
C550	257 0010 900	Ceramic chip 0.01μF/50V	CK73B1H103KT
C552	257 0012 966	Ceramic chip 0.01μF/50V	CK73F1H103ZT
C553	257 0010 900	Ceramic chip 0.01μF/50V	CK73B1H103KT
C554	257 0014 935	Ceramic chip 0.1μF/25V	CK73F1E104ZT
C555	254 4299 906	Electrolytic 10μF/16V	CE04W1C100MT(SRE)
C556	254 4299 906	Electrolytic 10μF/16V	CE04W1C100MT(SRE)
C557	257 0014 935	Ceramic chip 0.1μF/25V	CK73F1E104ZT
C562	254 4466 917	Electrolytic 1μF/50V	CE67C1H010MT
C563	257 0008 983	Ceramic chip 1000pF/50V	CK73B1H102KT
C564-567	257 0014 935	Ceramic chip 0.1μF/25V	CK73F1E104ZT
C568	257 0010 900	Ceramic chip 0.01μF/50V	CK73B1H103KT
C569	257 0011 996	Ceramic chip 0.1μF/25V	CK73B1H103KT
C570	257 0014 935	Ceramic chip 0.1μF/25V	CK73F1E104ZT
C572,573	257 0012 966	Ceramic chip 0.01μF/50V	CK73F1H103ZT
C576	257 0005 986	Ceramic chip 330pF/50V	CC73SL1H331JT
C581	254 4466 904	Electrolytic 0.47μF/50V	CE67C1HR47MT
C584-589	257 0012 966	Ceramic chip 0.01μF/50V	CK73F1H103ZT
C594	254 4466 904	Electrolytic 0.47μF/50V	CE67C1HR47MT
C595	257 0014 935	Ceramic chip 0.1μF/25V	CK73F1E104ZT
C597	257 0014 935	Ceramic chip 0.1μF/25V	CK73F1E104ZT
C598	254 4466 921	Electrolytic 10μF/16V	CE67C1C100MT
C599	257 0014 935	Ceramic chip 0.1μF/25V	CK73F1E104ZT
C600	254 4465 921	Electrolytic 10μF/16V	CE67C1C100MT

Ref. No.	Part No.	Part Name	Remarks
C601	257 0014 935	Ceramic chip 0.1μF/25V	CK73F1E104ZT
C602-604	257 0012 966	Ceramic chip 0.01μF/50V	CK73F1H103ZT
C605	257 0008 983	Ceramic chip 1000pF/50V	CK73B1H102KT
C606	257 0012 966	Ceramic chip 0.01μF/50V	CK73F1H103ZT
C607	254 4464 906	Electrolytic 100μF/6.3V	CE67C0J101MT
C608	257 0008 983	Ceramic chip 1000pF/50V	CK73B1H102KT
C609	257 0014 935	Ceramic chip 0.1μF/25V	CK73F1E104ZT
C610	254 4465 921	Electrolytic 10μF/16V	CE67C1C100MT
C651,652	257 0014 935	Ceramic chip 0.1μF/25V	CK73F1E104ZT
C653-656	254 4465 921	Electrolytic 10μF/16V	CE67C1C100MT
C657,658	257 4010 906	Electrolytic 100μF/16V	CE67C1C101MT
C659,660	257 0004 961	Ceramic chip 100pF/50V	CC73SL1H101JT
C661,662	254 4465 921	Electrolytic 10μF/16V	CE67C1C100MT
C663,664	257 0004 961	Ceramic chip 100pF/50V	CC73SL1H101JT
C665,666	254 4465 921	Electrolytic 10μF/16V	CE67C1C100MT
C667,668	257 0007 942	Ceramic chip 1500pF/50V	CC73SL1H152JT
C669	257 0010 900	Ceramic chip 0.01μF/50V	CK73B1H103KT
C670	257 0014 935	Ceramic chip 0.1μF/25V	CK73F1E104ZT

OTHER PARTS GROUP				Qty
BF201	261 0152 003	Band pass filter 2.88MHz (5VLT)	for E2,E1,E1C,EUT	1
CX054	205 0343 058	5P connector base (KR-PH)		1
CX064	205 0355 062	6P KR connector base (L)		2
CX107,108	205 0986 017	10P connector plug (TKC-A)		1
CX124	205 0480 021	12P KR connector base (L)		1
CX137	205 0480 034	13P KR connector base (L)		1
FB107	235 0130 903	Chip emfili (11A121)		1
FB109,110	235 0130 903	Chip emfili (11A121)		2
FB113-115	235 0130 903	Chip emfili (11A121)		3
FB116	235 0130 903	Chip emfili (11A121)	for E2,E1,E1C,EUT	1
FB117-119	235 0130 903	Chip emfili (11A121)		3
FB301-312	235 0130 903	Chip emfili (11A121)		12
FB501-509	235 0130 903	Chip emfili (11A121)		9
JK501	204 8604 000	1P pin jack (S-GND)	for E2,E1,E1C,EUT	1
L501	235 0070 953	Inductor 68μH	for E2,E1,E1C,EUT	1
ST501	205 0452 004	Style pin		1
X302	399 0532 902	Ceramic 12.5 MHz		1
X501	399 0402 903	Crystal 18.432 MHz	for E2,E1,E1C,EUT	1
	207 0020 005	IC socket	for IC119	
	207 0021 004	IC socket	for IC303	1

1U-3274F D/A UNIT

Ref. No.	Part No.	Part Name	Remarks
SEMICONDUCTORS GROUP			
IC301	262 2284 901	IC TC74HCT157AF(TP1)	
IC302	262 2576 907	IC SN74HC74NS(TAPE)	
IC303	262 2284 901	IC TC74HCT157AF(TP1)	
IC304-307	262 2768 906	IC AD1854KRSRL	
IC701-704	263 0896 909	IC NJM2068MD-T1	
IC801-804	263 0898 907	IC NJM5532MD(T1)	
TR301,302	269 0082 902	Transistor DTC114EKT96	
TR303	269 0083 901	Transistor DTA114EKT96	
TR304	269 0082 902	Transistor DTC114EKT96	
TR305-317	269 0083 901	Transistor DTA114EKT96	
TR500	269 0055 900	Transistor DTA144EKT96	
TR501,502	269 0054 901	Transistor DTC144EKT96	
TR703,704	273 0414 906	Transistor 2SC3326(A/B)	
TR707,708	273 0414 906	Transistor 2SC3326(A/B)	
TR711,712	273 0414 906	Transistor 2SC3326(A/B)	
TR715,716	273 0414 906	Transistor 2SC3326(A/B)	
TR801,802	273 0414 906	Transistor 2SC3326(A/B)	
TR805,806	273 0414 906	Transistor 2SC3326(A/B)	
TR817-820	275 0100 902	Transistor 2SK771-5-TB	
D317-320	276 0438 949	Diode MA151WK (TAPE)	
D801,802	276 0438 949	Diode MA151WK (TAPE)	
RESISTORS GROUP			
R301-307	247 0003 981	Carbon chip 33 ohm 1/10W	RM73B-330JT
R308,309	247 0009 985	Carbon chip 10 kohm 1/10W	RM73B-103JT
R310	247 0018 906	Carbon chip 0 ohm 1/10W	RM73B-OROKT
R312	247 2011 942	Carbon chip 47 kohm 1/10W	RM73B-473JT
R313-315	247 0009 985	Carbon chip 10 kohm 1/10W	RM73B-103JT
R316	247 0009 901	Carbon chip 4.7 kohm 1/10W	RM73B-472JT
R317	247 0009 985	Carbon chip 10 kohm 1/10W	RM73B-103JT
R318,319	247 0018 905	Carbon chip 0 ohm 1/10W	RM73B-OROKT
R320	247 2011 942	Carbon chip 47 kohm 1/10W	RM73B-473JT
R321-323	247 0009 985	Carbon chip 10 kohm 1/10W	RM73B-103JT
R324	247 0009 901	Carbon chip 4.7 kohm 1/10W	RM73B-472JT
R325	247 0009 985	Carbon chip 10 kohm 1/10W	RM73B-103JT
R326,327	247 0018 905	Carbon chip 0 ohm 1/10W	RM73B-OROKT
R328	247 2011 942	Carbon chip 47 kohm 1/10W	RM73B-473JT
R329-331	247 0009 985	Carbon chip 10 kohm 1/10W	RM73B-103JT
R332	247 0009 901	Carbon chip 4.7 kohm 1/10W	RM73B-472JT
R333	247 0009 985	Carbon chip 10 kohm 1/10W	RM73B-103JT
R334,335	247 0018 905	Carbon chip 0 ohm 1/10W	RM73B-OROKT
R336	247 2011 942	Carbon chip 47 kohm 1/10W	RM73B-473JT
R337-339	247 0009 985	Carbon chip 10 kohm 1/10W	RM73B-103JT

Ref. No.	Part No.	Part Name	Remarks
R340	247 0009 901	Carbon chip 4.7 kohm 1/10W	RM73B-472JT
R341	247 0009 985	Carbon chip 10 kohm 1/10W	RM73B-103JT
R342,343	247 0018 906	Carbon chip 0 ohm 1/10W	RM73B-OROKT
R344	247 0007 945	Carbon chip 1 kohm 1/10W	RM73B-102JT
R353-355	247 0007 945	Carbon chip 1 kohm 1/10W	RM73B-102JT
R356	247 0018 905	Carbon chip 0 ohm 1/10W	RM73B-OROKT
R512	247 0018 905	Carbon chip 0 ohm 1/10W	RM73B-OROKT
R513	247 0009 985	Carbon chip 10 kohm 1/10W	RM73B-103JT
R516-519	247 0018 905	Carbon chip 0 ohm 1/10W	RM73B-OROKT
R703-706	247 0018 905	Carbon chip 0 ohm 1/10W	RM73B-OROKT
R707,708	247 0009 985	Carbon chip 10 kohm 1/10W	RM73B-103JT
R709,710	247 0010 990	Carbon chip 30 kohm 1/10W	RM73B-303JT
R711,712	247 0009 985	Carbon chip 10 kohm 1/10W	RM73B-103JT
R713,714	247 0010 990	Carbon chip 30 kohm 1/10W	RM73B-303JT
R715,716	247 0011 902	Carbon chip 33 kohm 1/10W	RM73B-333JT
R719-722	247 0018 905	Carbon chip 0 ohm 1/10W	RM73B-OROKT
R723-730	247 0010 961	Carbon chip 22 kohm 1/10W	RM73B-223JT
R731,732	247 0011 902	Carbon chip 33 kohm 1/10W	RM73B-333JT
R735-738	247 0018 905	Carbon chip 0 ohm 1/10W	RM73B-OROKT
R741	247 0009 956	Carbon chip 7.5 kohm 1/10W	RM73B-752JT
R742	247 0010 958	Carbon chip 20 kohm 1/10W	RM73B-203JT
R743	247 0009 956	Carbon chip 7.5 kohm 1/10W	RM73B-752JT
R744	247 0010 958	Carbon chip 20 kohm 1/10W	RM73B-203JT
R751-754	247 0018 905	Carbon chip 0 ohm 1/10W	RM73B-OROKT
R757-760	247 0009 969	Carbon chip 8.2 kohm 1/10W	RM73B-822JT
R765,766	247 0012 927	Carbon chip 100 kohm 1/10W	RM73B-104JT
R767-770	247 0005 989	Carbon chip 220 ohm 1/10W	RM73B-221JT
R771,772	247 0007 945	Carbon chip 1 kohm 1/10W	RM73B-102JT
R775,776	247 0012 927	Carbon chip 100 kohm 1/10W	RM73B-104JT
R777-780	247 0005 989	Carbon chip 220 ohm 1/10W	RM73B-221JT
R781,782	247 0007 945	Carbon chip 1 kohm 1/10W	RM73B-102JT
R785,786	247 0012 927	Carbon chip 100 kohm 1/10W	RM73B-104JT
R787-790	247 0005 989	Carbon chip 220 ohm 1/10W	RM73B-221JT
R791	247 0007 945	Carbon chip 1 kohm 1/10W	RM73B-102JT
R792	247 0009 985	Carbon chip 10 kohm 1/10W	RM73B-103JT
R795,796	247 0012 927	Carbon chip 100 kohm 1/10W	RM73B-104JT
R797-800	247 0005 989	Carbon chip 220 ohm 1/10W	RM73B-221JT
R801,802	247 0007 945	Carbon chip 1 kohm 1/10W	RM73B-102JT
R805,806	247 0007 945	Carbon chip 1 kohm 1/10W	RM73B-102JT
R811,812	247 0018 905	Carbon chip 0 ohm 1/10W	RM73B-OROKT
R813,814	247 0005 905	Carbon chip 100 ohm 1/10W	RM73B-101JT
R817,818	247 0007 945	Carbon chip 1 kohm 1/10W	RM73B-102JT
R823,824	247 0018 905	Carbon chip 0 ohm 1/10W	RM73B-OROKT
R825,826	247 0005 905	Carbon chip 100 ohm 1/10W	RM73B-101JT
R829	247 0007 945	Carbon chip 1 kohm 1/10W	RM73B-102JT
R830	247 0009 985	Carbon chip 10 kohm 1/10W	RM73B-103JT
R832	247 0009 901	Carbon chip 4.7 kohm 1/10W	RM73B-472JT
R835	247 0018 905	Carbon chip 0 ohm 1/10W	RM73B-OROKT
R836	247 0009 901	Carbon chip 4.7 kohm 1/10W	RM73B-472JT

Ref. No.	Part No.	Part Name	Remarks
R837,838	247 0005 905	Carbon chip 100 ohm 1/10W	RM73B-101JT
R841,842	247 0007 945	Carbon chip 1 kohm 1/10W	RM73B-102JT
R847,848	247 0018 905	Carbon chip 0 ohm 1/10W	RM73B-OROKT
R849,850	247 0005 905	Carbon chip 100 ohm 1/10W	RM73B-101JT
R861-868	247 2008 926	Carbon chip 2.2 kohm 1/10W	RM73B-222JT
R869-872	247 2010 969	Carbon chip 22 kohm 1/10W	RM73B-223JT
R885	247 0018 905	Carbon chip 0 ohm 1/10W	RM73B-OROKT
R887-894	247 0012 927	Carbon chip 100 kohm 1/10W	RM73B-104JT
CAPACITORS GROUP			
C301	257 0008 983	Ceramic chip 1000pF/50V	CK73B1H102KT
C303-305	257 0012 966	Ceramic chip 0.01µF/50V	CK73F1H103ZT
C307	257 0008 983	Ceramic chip 1000pF/50V	CK73B1H102KT
C308	257 0012 966	Ceramic chip 0.01µF/50V	CK73F1H103ZT
C309,310	254 4524 985	Electrolytic 10µF/50V	CE04W1H100MT(SMGRE3)
C311	257 0012 966	Ceramic chip 0.01µF/50V	CK73F1H103ZT
C312	254 4557 936	Electrolytic 10µF/50V	CE04W1H100MT(ARS2)
C314	254 4557 936	Electrolytic 10µF/50V	CE04W1H100MT(ARS2)
C315	257 0008 983	Ceramic chip 1000pF/50V	CK73B1H102KT
C316	257 0012 966	Ceramic chip 0.01µF/50V	CK73F1H103ZT
C317,318	254 4524 985	Electrolytic 10µF/50V	CE04W1H100MT(SMGRE3)
C319	257 0012 966	Ceramic chip 0.01µF/50V	CK73F1H103ZT
C320	254 4557 936	Electrolytic 10µF/50V	CE04W1H100MT(ARS2)
C322	254 4557 936	Electrolytic 10µF/50V	CE04W1H100MT(ARS2)
C324	257 0012 966	Ceramic chip 0.01µF/50V	CK73F1H103ZT
C325,326	254 4524 985	Electrolytic 10µF/50V	CE04W1H100MT(SMGRE3)
C327	257 0012 966	Ceramic chip 0.01µF/50V	CK73F1H103ZT
C328	254 4557 936	Electrolytic 10µF/50V	CE04W1H100MT(ARS2)
C330	254 4557 936	Electrolytic 10µF/50V	CE04W1H100MT(ARS2)
C332	257 0012 966	Ceramic chip 0.01µF/50V	CK73F1H103ZT
C333,334	254 4524 985	Electrolytic 10µF/50V	CE04W1H100MT(SMGRE3)
C335	257 0012 966	Ceramic chip 0.01µF/50V	CK73F1H103ZT
C336	254 4557 936	Electrolytic 10µF/50V	CE04W1H100MT(ARS2)
C338	254 4557 936	Electrolytic 10µF/50V	CE04W1H100MT(ARS2)
C339-342	247 0018 905	Carbon chip 0 ohm 1/10W	RM73B-OROKT
C343	257 0008 983	Ceramic chip 1000pF/50V	CK73B1H102KT
C503	254 4524 943	Electrolytic 1µF/50V	CE04W1H010MT(SMGRE3)
C701-704	241 2382 903	Carbon film 8.2 kohm 1/4W(NB)	RD14B2E822JNBST
C709-712	255 4242 943	Mylar film 33pF/100V	CO93P2A330JT(NH)
C713,714	254 4524 985	Electrolytic 10µF/50V	CE04W1H100MT(SMGRE3)
C717-720	241 2382 903	Carbon film 8.2 kohm 1/4W(NB)	RD14B2E822JNBST
C725-728	255 4242 943	Mylar film 33pF/100V	CO93P2A330JT(NH)
C729,730	254 4524 985	Electrolytic 10µF/50V	CE04W1H100MT(SMGRE3)
C733-736	241 2382 903	Carbon film 8.2 kohm 1/4W(NB)	RD14B2E822JNBST
C741-744	255 4200 901	Mylar film 100pF/50V	CO93P1H101JT
C745,746	254 4524 985	Electrolytic 10µF/50V	CE04W1H100MT(SMGRE3)
C749-752	241 2382 903	Carbon film 8.2 kohm 1/4W(NB)	RD14B2E822JNBST
C757-760	255 4200 901	Mylar film 100pF/50V	CO93P1H101JT
C761,762	254 4524 985	Electrolytic 10µF/50V	CE04W1H100MT(SMGRE3)
C765,766	254 4524 988	Electrolytic 22µF/50V	CE04W1H220MT(SMGRE3)

Ref. No.	Part No.	Part Name	Remarks
C767,768	255 1264 908	Mylar film 1000pF/50V	CO93M1H102JT(B)
C769,770	254 4524 998	Electrolytic 22µF/50V	CE04W1H220MT(SMGRE3)
C771,772	255 1264 908	Mylar film 1000pF/50V	CO93M1H102JT(B)
C773,774	254 4524 998	Electrolytic 22µF/50V	CE04W1H220MT(SMGRE3)
C775	255 1264 908	Mylar film 1000pF/50V	CO93M1H102JT(B)
C776	256 1058 939	Metallized 0.047µF/50V	CF93A1H473JT(JL)
C777,778	254 4524 998	Electrolytic 22µF/50V	CE04W1H220MT(SMGRE3)
C779,780	255 1264 908	Mylar film 1000pF/50V	CO93M1H102JT(B)
C803,804	255 1264 908	Mylar film 1000pF/50V	CO93M1H102JT(B)
C805,806	254 4524 998	Electrolytic 22µF/50V	CE04W1H220MT(SMGRE3)
C809,810	255 1264 908	Mylar film 1000pF/50V	CO93M1H102JT(B)
C811,812	254 4524 998	Electrolytic 22µF/50V	CE04W1H220MT(SMGRE3)
C815	255 1264 908	Mylar film 1000pF/50V	CO93M1H102JT(B)
C816	255 1266 994	Mylar film 0.033µF/50V	CO93M1H333JT(B)
C817,818	254 4524 998	Electrolytic 22µF/50V	CE04W1H220MT(SMGRE3)
C821,822	255 1264 908	Mylar film 1000pF/50V	CO93M1H102JT(B)
C823,824	254 4524 998	Electrolytic 22µF/50V	CE04W1H220MT(SMGRE3)
C829-832	254 4524 901	Electrolytic 0.1µF/50V	CE04W1H010MT(SMGRE3)
C849	257 0012 966	Ceramic chip 0.01µF/50V	CK73F1H103ZT
C859-866	255 1265 952	Mylar film 0.015µF/50V	CO93M1H1H53JT(B)
OTHER PARTS GROUP			
CW107,108	205 0985 018	10P connector socket (TKC-A)	2
CX085	205 0343 087	8P connector base (KR-PH)	1
CX143	205 0375 042	14P connector base (KR-PH)	1
FB301	247 0018 905	Carbon chip 0 ohm 1/10W	RM73B-OROKT
FB303,304	247 0018 905	Carbon chip 0 ohm 1/10W	RM73B-OROKT
FB307	247 0018 905	Carbon chip 0 ohm 1/10W	RM73B-OROKT
FB326	247 0018 905	Carbon chip 0 ohm 1/10W	RM73B-OROKT

1U-3275F/G TONE PREOUT UNIT

Ref. No.	Part No.	Part Name	Remarks	Ref. No.	Part No.	Part Name	Remarks
SEMICONDUCTORS GROUP				RESISTORS GROUP			
IC401	499 0290 007	Fluococon sensor GP1U271X		R401,402	247 0009 901	Carbon chip 4.7 kohm 1/10W	RM73B-472JT
IC471	262 2384 908	IC SN74HCUD4NS(TAPE)		R403,404	247 0005 905	Carbon chip 100 ohm 1/10W	RM73B-101JT
IC601	263 0698 907	IC NJM5532MD(T1)		R405,406	247 0009 901	Carbon chip 4.7 kohm 1/10W	RM73B-472JT
IC602	262 2616 003	IC TC9184AP		R407,408	247 0005 905	Carbon chip 100 ohm 1/10W	RM73B-101JT
IC603	263 0698 907	IC NJM5532MD(T1)		R424,425	247 0011 944	Carbon chip 47 kohm 1/10W	RM73B-473JT
IC604	262 2616 003	IC TC9184AP		R426,427	247 0005 905	Carbon chip 100 ohm 1/10W	RM73B-101JT
IC609	263 0615 902	IC BA15218F-DXE2		R471-473	247 0004 977	Carbon chip 75 ohm 1/10W	RM73B-750JT
IC701-704	263 0696 909	IC NJM2068MD-T1		R474-476	247 0005 905	Carbon chip 100 ohm 1/10W	RM73B-101JT
IC705	262 2034 009	IC TC8273N-007		R477	247 0008 928	Carbon chip 2.2 kohm 1/10W	RM73B-222JT
IC801	263 0696 909	IC NJM2068MD-T1		R478,479	247 0011 944	Carbon chip 47 kohm 1/10W	RM73B-473JT
IC901	263 0615 902	IC BA15218F-DXE2		R480	247 0006 928	Carbon chip 2.2 kohm 1/10W	RM73B-222JT
TR401	269 0055 900	Transistor DTA114EKT96		R481	247 0011 944	Carbon chip 47 kohm 1/10W	RM73B-473JT
TR402	269 0082 902	Transistor DTC114EKT96		R482	247 0006 928	Carbon chip 2.2 kohm 1/10W	RM73B-222JT
TR601	269 0018 905	Transistor DTC143ES(4.7K-4.7K)T		R601-604	247 0013 984	Carbon chip 470 kohm 1/10W	RM73B-474JT
TR691-696	269 0083 901	Transistor DTA114EKT96		R605,606	247 0012 901	Carbon chip 82 kohm 1/10W	RM73B-823JT
TR697	269 0018 905	Transistor DTC143ES(4.7K-4.7K)T		R607,608	247 0009 901	Carbon chip 4.7 kohm 1/10W	RM73B-472JT
TR698	269 0083 901	Transistor DTA114EKT96		R609,610	247 0011 928	Carbon chip 39 kohm 1/10W	RM73B-393JT
TR701-718	273 0414 906	Transistor 2SC3326(A/B)		R611,612	247 0014 908	Carbon chip 560 kohm 1/10W	RM73B-564JT
TR801,802	273 0414 906	Transistor 2SC3326(A/B)		R613,614	247 0010 987	Carbon chip 27 kohm 1/10W	RM73B-273JT
TR805	269 0083 901	Transistor DTA114EKT96		R615,616	247 0009 927	Carbon chip 5.6 kohm 1/10W	RM73B-562JT
TR806	269 0082 902	Transistor DTC114EKT96		R617,618	247 0007 945	Carbon chip 1 kohm 1/10W	RM73B-102JT
TR901,902	273 0414 906	Transistor 2SC3326(A/B)		R619,620	247 0008 985	Carbon chip 10 kohm 1/10W	RM73B-103JT
D471-473	276 0559 909	Diode DAP202KT146		R621-624	247 0013 984	Carbon chip 470 kohm 1/10W	RM73B-474JT
D601-616	276 0432 903	Diode 1SS270A TE (TAPE)		R625,626	247 0012 901	Carbon chip 82 kohm 1/10W	RM73B-823JT
D619	276 0432 903	Diode 1SS270A TE (TAPE)		R627,628	247 0009 901	Carbon chip 4.7 kohm 1/10W	RM73B-472JT
D801-808	276 0432 903	Diode 1SS270A TE (TAPE)		R629,630	247 0011 928	Carbon chip 39 kohm 1/10W	RM73B-393JT
D901,902	276 0432 903	Diode 1SS270A TE (TAPE)		R631,632	247 0014 908	Carbon chip 560 kohm 1/10W	RM73B-564JT
ZD401-406	276 0637 902	Zener diode MTZJ6.2AT77		R633,634	247 0010 987	Carbon chip 27 kohm 1/10W	RM73B-273JT
ZD903	276 0458 903	Zener diode HZSSA-1TD		R635,636	247 0009 927	Carbon chip 5.6 kohm 1/10W	RM73B-562JT
LD401	393 9408 903	LED SEL-4214S(TP6)	Red	R637,638	247 0007 945	Carbon chip 1 kohm 1/10W	RM73B-102JT
				R639	247 0009 985	Carbon chip 10 kohm 1/10W	RM73B-103JT
				R641,642	247 0008 960	Carbon chip 3.3 kohm 1/10W	RM73B-332JT
				R643,644	247 0006 988	Carbon chip 560 ohm 1/10W	RM73B-561JT
				R645,646	247 0006 960	Carbon chip 3.3 kohm 1/10W	RM73B-332JT
				R647,648	247 0006 988	Carbon chip 560 ohm 1/10W	RM73B-561JT
				R659	247 0009 985	Carbon chip 10 kohm 1/10W	RM73B-103JT
				R691-696	247 0013 984	Carbon chip 470 kohm 1/10W	RM73B-474JT
				R697,698	241 2380 905	Carbon film 1.2 kohm 1/4W(NB)	RD14B2E122JNBST
				R699	247 0013 984	Carbon chip 470 kohm 1/10W	RM73B-474JT
				R701,702	247 0006 962	Carbon chip 470 ohm 1/10W	RM73B-471JT
				R703,704	247 0011 944	Carbon chip 47 kohm 1/10W	RM73B-473JT
				R707,708	247 0012 927	Carbon chip 100 kohm 1/10W	RM73B-104JT
				R709,710	247 0002 966	Carbon chip 10 ohm 1/10W	RM73B-100JT
				R711,712	247 0012 927	Carbon chip 100 kohm 1/10W	RM73B-104JT
				R713,714	247 0004 922	Carbon chip 47 ohm 1/10W	RM73B-470JT
				R715,716	247 0005 989	Carbon chip 220 ohm 1/10W	RM73B-221JT
				R717,718	247 0009 901	Carbon chip 4.7 kohm 1/10W	RM73B-472JT
				R719,720	247 0005 989	Carbon chip 220 ohm 1/10W	RM73B-221JT
				R721,722	247 0010 961	Carbon chip 22 kohm 1/10W	RM73B-223JT

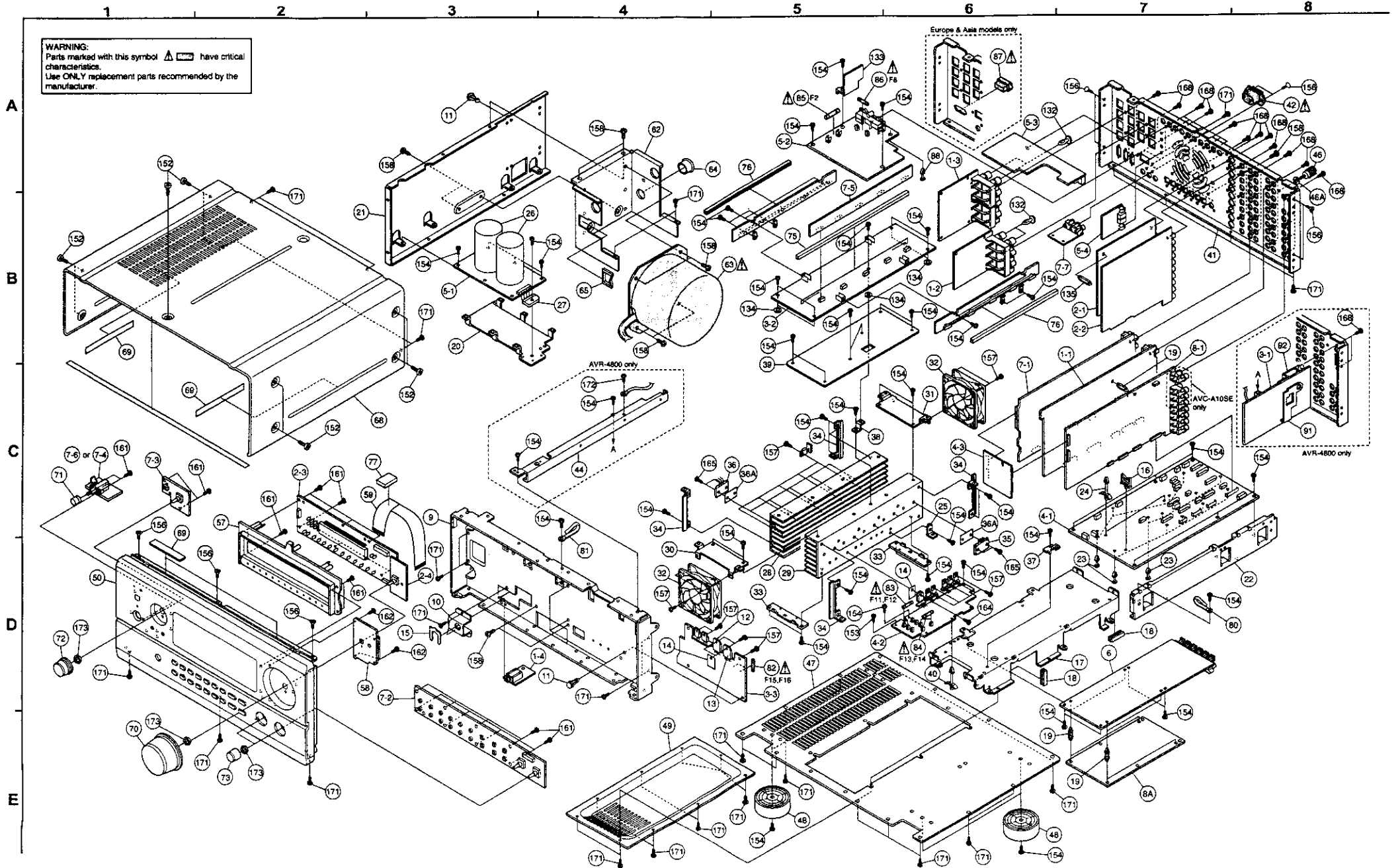
Ref. No.	Part No.	Part Name	Remarks
R725,726	247 0012 927	Carbon chip 100 kohm 1/10W	RM73B-104JT
R727,728	247 0002 966	Carbon chip 10 ohm 1/10W	RM73B-100JT
R729,730	247 0012 927	Carbon chip 100 kohm 1/10W	RM73B-104JT
R731,732	247 0004 922	Carbon chip 47 ohm 1/10W	RM73B-470JT
R733,734	247 0005 989	Carbon chip 220 ohm 1/10W	RM73B-221JT
R735,736	247 0009 901	Carbon chip 4.7 kohm 1/10W	RM73B-472JT
R737,738	247 0005 989	Carbon chip 220 ohm 1/10W	RM73B-221JT
R739,740	247 0010 961	Carbon chip 22 kohm 1/10W	RM73B-223JT
R743,744	247 0012 927	Carbon chip 100 kohm 1/10W	RM73B-104JT
R745,746	247 0002 966	Carbon chip 10 ohm 1/10W	RM73B-100JT
R747,748	247 0012 927	Carbon chip 100 kohm 1/10W	RM73B-104JT
R749,750	247 0004 922	Carbon chip 47 ohm 1/10W	RM73B-470JT
R751,752	247 0005 989	Carbon chip 220 ohm 1/10W	RM73B-221JT
R753,754	247 0009 901	Carbon chip 4.7 kohm 1/10W	RM73B-472JT
R755,756	247 0005 989	Carbon chip 220 ohm 1/10W	RM73B-221JT
R757,758	247 0010 961	Carbon chip 22 kohm 1/10W	RM73B-223JT
R761,762	247 0012 927	Carbon chip 100 kohm 1/10W	RM73B-104JT
R763,764	247 0002 966	Carbon chip 10 ohm 1/10W	RM73B-100JT
R765,766	247 0012 927	Carbon chip 100 kohm 1/10W	RM73B-104JT
R767,768	247 0004 922	Carbon chip 47 ohm 1/10W	RM73B-470JT
R769,770	247 0005 989	Carbon chip 220 ohm 1/10W	RM73B-221JT
R771,772	247 0009 901	Carbon chip 4.7 kohm 1/10W	RM73B-472JT
R773,774	247 0005 989	Carbon chip 220 ohm 1/10W	RM73B-221JT
R775,776	247 0010 961	Carbon chip 22 kohm 1/10W	RM73B-223JT
R779,780	247 0012 927	Carbon chip 100 kohm 1/10W	RM73B-104JT
R781,782	247 0002 966	Carbon chip 10 ohm 1/10W	RM73B-100JT
R783,784	247 0006 962	Carbon chip 470 ohm 1/10W	RM73B-471JT
R785,786	247 0015 966	Carbon chip 2.7 Mohm 1/10W	RM73B-275JT
R787,788	247 0006 962	Carbon chip 470 ohm 1/10W	RM73B-471JT
R789,790	247 0015 966	Carbon chip 2.7 Mohm 1/10W	RM73B-275JT
R791,792	247 0006 962	Carbon chip 470 ohm 1/10W	RM73B-471JT
R793,794	247 0015 966	Carbon chip 2.7 Mohm 1/10W	RM73B-275JT
R795,796	247 0006 962	Carbon chip 470 ohm 1/10W	RM73B-471JT
R797,798	247 0015 966	Carbon chip 2.7 Mohm 1/10W	RM73B-275JT
R809	241 2380 905	Carbon film 1.2 kohm 1/4W(NB)	RD1482E122JNBST
R811,812	247 0012 927	Carbon chip 100 kohm 1/10W	RM73B-104JT
R813,814	247 0006 946	Carbon chip 390 ohm 1/10W	RM73B-391JT
R815,816	247 0010 961	Carbon chip 22 kohm 1/10W	RM73B-223JT
R821	247 0009 985	Carbon chip 10 kohm 1/10W	RM73B-103JT
R903-909	247 0005 989	Carbon chip 220 ohm 1/10W	RM73B-221JT
R910	247 0013 926	Carbon chip 270 kohm 1/10W	RM73B-274JT
R911,912	247 0010 961	Carbon chip 22 kohm 1/10W	RM73B-223JT
R913,914	247 0006 962	Carbon chip 470 ohm 1/10W	RM73B-471JT
R915-924	247 0011 944	Carbon chip 47 kohm 1/10W	RM73B-473JT
R936,937	247 0011 957	Carbon chip 51 kohm 1/10W	RM73B-513JT
R938,939	247 0012 927	Carbon chip 100 kohm 1/10W	RM73B-104JT
R949-951	247 0012 927	Carbon chip 100 kohm 1/10W	RM73B-104JT
R952,953	247 0011 902	Carbon chip 33 kohm 1/10W	RM73B-333JT
R954	247 0013 926	Carbon chip 270 kohm 1/10W	RM73B-274JT
R955	247 0007 945	Carbon chip 1 kohm 1/10W	RM73B-102JT

Ref. No.	Part No.	Part Name	Remarks
R956	247 0011 928	Carbon chip 39 kohm 1/10W	RM73B-393JT
R960	247 0007 945	Carbon chip 1 kohm 1/10W	RM73B-102JT
R961	247 0011 928	Carbon chip 39 kohm 1/10W	RM73B-393JT
CAPACITORS GROUP			
C401-404	257 0010 900	Ceramic chip 0.01µF/50V	CK73B1H103KT
C406,407	257 0010 900	Ceramic chip 0.01µF/50V	CK73B1H103KT
C408	254 4305 968	Electrolytic 1µF/50V	CE04W1H010MT(SRE)
C471	257 0014 935	Ceramic chip 0.1µF/25V	CK73F1E104ZT
C475-477	257 0012 966	Ceramic chip 0.01µF/50V	CK73F1H103ZT
C478-480	254 4303 960	Electrolytic 33µF/25V	CE04W1E330MT(SRE)
C481,482	257 0003 904	Ceramic chip 22pF/50V	CC73SL1H220JT
C483	257 0012 966	Ceramic chip 0.01µF/50V	CK73F1H103ZT
C484	254 4299 906	Electrolytic 10µF/16V	CE04W1C100MT(SRE)
C485	257 0003 904	Ceramic chip 22pF/50V	CC73SL1H220JT
C603,604	254 4524 972	Electrolytic 4.7µF/50V	CE04W1H47MT SMGRE3
C605,606	255 1265 907	Mylar film 6800pF/50V	CQ93M1H682JT(B)
C607,608	255 4200 901	Mylar film 100pF/50V	CQ93P1H101JT
C609,610	254 4524 969	Electrolytic 3.3µF/50V	CE04W1H33MT SMGRE3
C611,612	256 1058 942	Metalized 0.056µF/50V	CF93A1H563JT (JL)
C613,614	255 1265 949	Mylar film 0.012µF/50V	CQ93M1H123JT(B)
C615,616	254 4525 913	Electrolytic 47µF/50V	CE04W1H47MT SMGRE3
C617,618	255 1264 953	Mylar film 2700pF/50V	CQ93M1H272JT(B)
C619,620	255 1265 978	Mylar film 0.022µF/50V	CQ93M1H223JT(B)
C623,624	254 4524 972	Electrolytic 4.7µF/50V	CE04W1H47MT SMGRE3
C625,626	255 1265 907	Mylar film 6800pF/50V	CQ93M1H682JT(B)
C627,628	255 4200 901	Mylar film 100pF/50V	CQ93P1H101JT
C629,630	254 4524 969	Electrolytic 3.3µF/50V	CE04W1H33MT SMGRE3
C631,632	256 1058 942	Metalized 0.056µF/50V	CF93A1H563JT (JL)
C633,634	255 1265 949	Mylar film 0.012µF/50V	CQ93M1H123JT(B)
C635,636	254 4525 913	Electrolytic 47µF/50V	CE04W1H47MT SMGRE3
C637,638	255 1264 953	Mylar film 2700pF/50V	CQ93M1H272JT(B)
C639,640	255 1265 978	Mylar film 0.022µF/50V	CQ93M1H223JT(B)
C641-644	254 4524 956	Electrolytic 2.2µF/50V	CE04W1H22MT SMGRE3
C661	254 4524 972	Electrolytic 4.7µF/50V	CE04W1H47MT SMGRE3
C662	254 4304 943	Electrolytic 10µF/35V	CE04W1V100MT(SRE)
C663,664	254 4524 985	Electrolytic 10µF/50V	CE04W1H100MT SMGRE3
C671	254 4524 943	Electrolytic 1µF/50V	CE04W1H010MT SMGRE3
C672	254 4305 968	Electrolytic 1µF/50V	CE04W1H010MT(SRE)
C691,692	254 4524 969	Electrolytic 3.3µF/50V	CE04W1H33MT SMGRE3
C696	254 4522 958	Electrolytic 100µF/35V	CE04W1V100MT SMGRE3
C697	254 4524 969	Electrolytic 3.3µF/50V	CE04W1H33MT SMGRE3
C701-704	254 4524 985	Electrolytic 10µF/50V	CE04W1H100MT SMGRE3
C707	254 4524 943	Electrolytic 1µF/50V	CE04W1H010MT SMGRE3
C709-712	254 4524 985	Electrolytic 10µF/50V	CE04W1H100MT SMGRE3
C713-716	254 4524 998	Electrolytic 22µF/50V	CE04W1H22MT SMGRE3
C719,720	254 4524 985	Electrolytic 10µF/50V	CE04W1H100MT SMGRE3
C721-724	254 4524 998	Electrolytic 22µF/50V	CE04W1H22MT SMGRE3
C729,730	254 4524 985	Electrolytic 10µF/50V	CE04W1H100MT SMGRE3
C731-734	254 4524 998	Electrolytic 22µF/50V	CE04W1H22MT SMGRE3

Ref. No.	Part No.	Part Name	Remarks
C737,738	254 4524 985	Electrolytic 10µF/50V	CE04W1H100MT SMGRE3
C739-742	254 4524 998	Electrolytic 22µF/50V	CE04W1H22MT SMGRE3
C745	254 4524 943	Electrolytic 1µF/50V	CE04W1H010MT SMGRE3
C751	254 4524 943	Electrolytic 1µF/50V	CE04W1H010MT SMGRE3
C757	254 4524 943	Electrolytic 1µF/50V	CE04W1H010MT SMGRE3
C801,802	254 4524 985	Electrolytic 10µF/50V	CE04W1H100MT SMGRE3
C805,806	254 4524 998	Electrolytic 22µF/50V	CE04W1H22MT SMGRE3
C903-909	254 4524 943	Electrolytic 1µF/50V	CE04W1H010MT SMGRE3
C915	254 4304 943	Electrolytic 10µF/35V	CE04W1V100MT(SRE)
C961	254 4524 972	Electrolytic 4.7µF/50V	CE04W1H47MT SMGRE3
CX074	205 0343 074	7P connector base (KR-PH)	
CX103	205 0375 000	10P connector base (KR-PH)	
CX113	205 0375 013	11P connector base (KR-PH)	
CX739	205 0355 033	3P KR connector base (L)	for EU,EC
CY021	205 0581 001	2P VH connector base	for E2,E1,E1C,EUT
CY054	205 0343 058	5P connector base (KR-PH)	
CY113	205 0375 013	11P connector base (KR-PH)	
JK471	204 8577 014	3P pin jack (F-GND Ni)	
JK701	204 8543 006	6P pin jack	
JK702-704	204 8540 009	4P pin jack	
L471-473	235 0060 905	Inductor 2.2µH	
RL601,602	214 0203 008	Relay (NA12W-K)	
RL605	214 0203 008	Relay (NA12W-K)	
S401,402	212 0373 000	Rotary encoder EC16B	
S403-420	212 4809 907	Tact switch	
S421	212 0373 000	Rotary encoder EC16B	
S422,423	212 4809 907	Tact switch	
S429	212 0420 005	1P push switch (non lock)	for EU,EC
ST401	205 0452 017	Style pin	
ST601	205 0452 017	Style pin	
W744	203 0526 073	1P contact Ass'y	

Ref. No.	Part No.	Part Name	Remarks	Q'ty
OTHER PARTS GROUP				
CW045	205 0885 082	4P connector socket (TUC-P)		1
CW049	205 0885 082	4P connector socket (TUC-P)		1
CW057	205 0885 008	5P connector socket (TUC-P)		1
CW062	205 0942 019	6P connector socket (TUC-P)		1
CW112	205 0885 066	11P connector socket (TUC-P)		1
CW116,117	205 0885 066	11P connector socket (TUC-P)		2
CW119	205 0885 066	11P connector socket (TUC-P)		1
CW739	203 4834 004	3P KR-DA connector cord	for EU,EC	1
CW941,942	205 0885 082	4P connector socket (TUC-P)		2
CW944,945	205 0885 082	4P connector socket (TUC-P)		2
CX103	205 0375 000	10P connector base (KR-PH)		1
CX113	205 0375 013	11P connector base (KR-PH)		1
CX739	205 0355 033	3P KR connector base (L)	for EU,EC	1
CY021	205 0581 001	2P VH connector base	for E2,E1,E1C,EUT	1
CY054	205 0343 058	5P connector base (KR-PH)		1
CY113	205 0375 013	11P connector base (KR-PH)		1
JK471	204 8577 014	3P pin jack (F-GND Ni)		1
JK701	204 8543 006	6P pin jack		1
JK702-704	204 8540 009	4P pin jack		3
L471-473	235 0060 905	Inductor 2.2µH		3
RL601,602	214 0203 008	Relay (NA12W-K)		2
RL605	214 0203 008	Relay (NA12W-K)		1
S401,402	212 0373 000	Rotary encoder EC16B		2
S403-420	212 4809 907	Tact switch		18
S421	212 0373 000	Rotary encoder EC16B		1
S422,423	212 4809 907	Tact switch		2
S429	212 0420 005	1P push switch (non lock)	for EU,EC	1
ST401	205 0452 017	Style pin		1
ST601	205 0452 017	Style pin		1
W744	203 0526 073	1P contact Ass'y		1

EXPLODED VIEW



Note: The symbols in the column "Remarks" indicate the following distinctions.
 EU: U.S.A. model (AVR-4800) E2: Europe model
 E1C: China model EC: Canada model (AVR-4800)
 E1: Asia model EUT: Taiwan, R.O.C. model

PARTS LIST OF EXPLODED VIEW

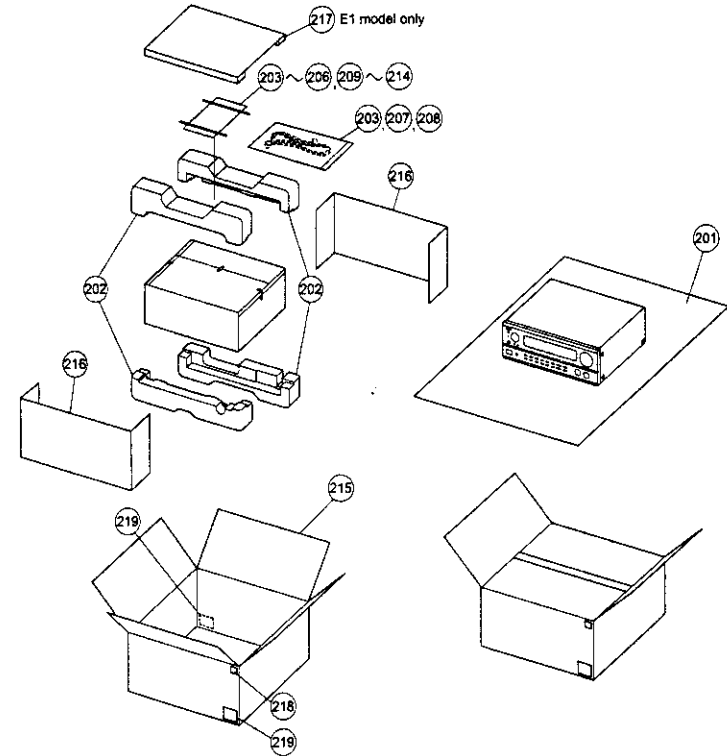
Ref. No.	Part No.	Part Name	Remarks	Q'ty	Ref. No.	Part No.	Part Name	Remarks	Q'ty
1	1U-3124F	Audio IN & SP unit Assy	for EU, EC, EUT	1	17	411 1397 006	Center chassis		1
1	1U-3124G	Audio IN & SP unit Assy	for E2, E1, E1C	1	18	449 0114 010	Edging (CE-016)		2
1-1		Audio IN unit		1	19	449 0133 017	PWB holder		6
1-2		Speaker unit-1		1	20	412 4501 009	PWB bracket		1
1-3		Speaker unit-2		1	21	411 1399 101	Side chassis (L)		1
1-4		Headphone unit		1	22	411 1400 003	Side chassis (R)		1
2	1U-3125F	Video & FLD unit Assy		1	23	412 2814 028	Card spacer (L=10)		13
2-1		S video unit		1	24	409 0052 019	Holder (A)		2
2-2		C video unit		1	25	412 4474 000	PWB bracket		1
2-3		FLD unit		1	26	254 4548 709	Electrolytic 18000μF71V	C756,757	2
2-4		Master VR unit		1	27	276 0698 006	Diode RBV-1506	D751	1
3	1U-3126F	Tuner & AMP. unit Assy	for EU, EC	1	28	—	Power radiator (L)		1
3	1U-3126G	Tuner & AMP. unit Assy	for E2, E1, E1C	1	29	—	Power radiator (R)		1
3	1U-3126H	Tuner & AMP. unit Assy	for EUT	1	30	412 4475 009	Radiator bracket (A)		1
3-1		Tuner unit	for EU, EC only	1	31	412 4475 012	Radiator bracket (A)		1
3-2		AMP. unit		1	32	421 0749 005	Fan (80×80) 24V		2
3-3		Pre-regulator unit		1	33	412 4476 105	Radiator bracket (B)		2
4	1U-3127F	Main & regulator unit Assy	for EU, EC	1	34	412 4477 007	Side plate		4
4	1U-3127G	Main & regulator unit Assy	for E2, E1, E1C	1	35	271 0296 005	Transistor MP1715	TR805,806,845,846,883	5
4	1U-3127H	Main & regulator unit Assy	for EUT	1	36	273 0452 007	Transistor MN1715	TR803,804,843,844,882	5
4-1		Main μ-com. Unit		1	36A	—	Mica sheet	Accessories for transistor	10
4-2		Digital regulator unit		1	37	412 3225 205	PWB bracket (A)		1
4-3		Connect unit		1	38	412 4248 003	PWB bracket (D)		1
5	1U-3128F	Rectifier & primary unit Assy	for EU, EC	1	39	417 0580 016	CU plate		1
5	1U-3128G	Rectifier & primary unit Assy	for E2, E1	1	40	415 9016 022	P.C.B. holder		1
5	1U-3128H	Rectifier & primary unit Assy	for E1C	1	41	105 1299 254	Back panel	for EU, EC	1
5	1U-3128H	Rectifier & primary unit Assy	for EUT	1	41	105 1299 270	Back panel	for E2, E1	1
5-1		Rectifier unit		1	41	105 1299 296	Back panel	for E1C	1
5-2		Primary unit		1	41	105 1299 283	Back panel	for EUT	1
5-3		Component unit		1					
5-4		Multi IR unit		1	★ 43	445 8004 007	Wire clamp		9
6	1U-3288F	DSP unit Assy	for EU, EC	1	44	412 4478 213	Support bracket	for EU, EC	1
6	1U-3288G	DSP unit Assy	for E2, E1, E1C, EUT	1	46	205 0071 016	Terminal Assy		1
7	1U-3275F	Tone preout unit Assy	for EU, EC	1	46A	477 0018 014	Washer (P-87) D10		1
7	1U-3275G	Tone preout unit Assy	for E2, E1, E1C, EUT	1	47	105 1306 008	Bottom cover		1
7-1		Tone preout unit		1	48	104 0194 289	Foot Assy		4
7-2		Tact switch unit		1	49	105 1332 001	D/A cover		1
7-3		Remote control unit		1	50	144 2689 114	Front panel Assy	for EU, EC	1
7-4		Power switch unit	for E2, E1, E1C, EUT only	1	50	144 2689 130	Front panel Assy	for E2 gold model, E1, E1C, EUT	1
7-5		Signal unit		1	50	144 2689 127	Front panel Assy	for E2 black model	1
7-6		Power switch-2 unit	for EU, EC only	1	57	146 2122 237	FLD frame Assy	for black model	1
7-7		Coaxial unit		1	57	146 2122 224	FLD frame Assy	for gold model	1
8	1U-3254F	EXT. IN unit Assy	for EU, EC	1	58	412 4177 006	VR bracket		1
8	1U-3254G	EXT. IN unit Assy	for E2, E1, E1C	1	59	009 0182 006	29P FFC cable		1
8	1U-3254H	EXT. IN unit Assy	for EUT	1	62	412 4482 102	Trans. bracket		1
8A	1U-3274F	D/A unit Assy		1					
9	411 1398 005	Front chassis		1					
10	412 4578 003	Phone bracket		1					
11	412 2741 007	P.W.B. holder (H=8)		4					
12	273 0389 031	Transistor 2SC355 LB(OPHY)Z	TR928	1	64	462 0089 025	Bush		1
13	271 0240 035	Transistor 2SA1491 LB(OPHY)Z	TR927	1	65	445 0100 006	Edging (EDS-2323U)		1
14	415 0234 007	Insulating sheet		3	68	102 0576 254	Top cover	for black model	1
15	441 1793 009	Snap plate		1	68	102 0576 241	Top cover	for gold model	1
				1	69	441 0501 005	Plastic sheet		4

Ref. No.	Part No.	Part Name	Remarks	Q'ty	Ref. No.	Part No.	Part Name	Remarks	Q'ty
70	112 0828 019	Knob Assy (M)	for black model	1	★ 108	203 8341 043	5P KR-KR ribbon 125	CN055	1
70	112 0828 006	Knob Assy (M)	for gold model	1	★ 109	204 0542 005	6P PH-PH connector cord	CN063	1
71	113 1792 008	Power knob Assy	for black model	1	★ 110	204 2546 041	8P KR-KR ribbon 125	CN085	1
71	113 1792 011	Power knob Assy	for gold model	1	★ 111	204 6351 009	11P KR-KR ribbon 275	CN113	1
72	112 0773 106	Knob Assy (F)	for black model	1	★ 112	204 6647 001	14P PH-PH connector cord	CN143	1
72	112 0773 119	Knob Assy (F)	for gold model	1	★ 113	204 0378 033	6P KR-KR ribbon 100	CN065	1
73	112 0787 037	Knob (M) Assy	for black model	2	★ 114	001 0202 089	Vinyl wire	White	1
73	112 0787 024	Knob (M) Assy	for gold model	2	★ 115	001 0202 092	Vinyl wire	Yellow	1
75	449 0122 060	Edging (CE-012)		1	★ 116	203 2374 087	2P VA-VA cable	CN021	1
76	449 0122 073	Edging (CE-012)		2	★ 117	203 5213 006	3C cord Assy	for E2, E1, E1C, EUT	1
77	461 0639 016	Rubber sheet		1	★ 118	204 6629 003	12P PH-PH connector cord	CN121	1
80	445 0048 016	Cord holder (L50)		1					
81	445 0048 003	Cord holder (L76)		1	★ 119	203 5177 016	3P VH connector cord	for EU, EC	1
82	208 1036 050	Fuse 3.15A	F15,16 for EU, EC, EUT	2					
82	208 1015 074	Fuse 3.15A	F15,16 for E2, E1, E1C	2	★ 121	513 3298 001	Fuse caution label	for EU, EC	1
83	208 1039 098	Fuse 3.15A	F17,18 for EU, EC, EUT	2	★ 122	513 3299 000	Fuse caution label	for EU, EC	1
83	208 1015 075	Fuse 3.15A	F17,18 for E2, E1, E1C	2	★ 123	513 2645 024	IC caution label	for EU, EC	1
84	208 1039 060	Fuse 2.0A	F19,20 for EU, EC, EUT	2	★ 124	513 8266 009	Dangerous mark	for EU, EC	1
84	208 1015 076	Fuse 2.0A	F19,20 for E2, E1, E1C	2	★ 125	513 1581 011	Serial no. sheet	for EU, EC, E2, E1	1
85	208 1015 077	Fuse 2.0A	F21,22 for EU, EC, EUT	2	★ 126	513 3283 016	Rating label	for EU, EC	1
85	208 1015 078	Fuse 2.0A	F21,22 for E2, E1, E1C	2	★ 126	513 3285 014	Rating label	for E2, E1	1
86	208 1015 079	Fuse 2.0A	F23,24 for EU, EC, EUT	2	★ 126	513 3251 022	Kolin rating	for EUT	1
86	208 1015 080	Fuse 2.0A	F23,24 for E2, E1, E1C	2	★ 127	513 3411 105	License label	for EU, EC	1
87	208 1015 081	Fuse 2.0A	F25,26 for EU, EC, EUT	2	★ 127	513 3418 001	License label	for E2, E1, E1C, EUT	1
87	208 1015 082	Fuse 2.0A	F25,26 for E2, E1, E1C	2	★ 130	513 3286 000	Caution label	for EU, EC	1
88	208 1015 083	Fuse 2.5A	F27,28 for EU, EC, EUT	2	★ 130	513 3343 008	Caution label	for E1C	1
88	208 1015 084	Fuse 2.5A	F27,28 for E2, E1, E1C	2	★ 130	513 2482 009	Caution label	for EUT	1
89	208 1048 016	Fuse 6A	F29,30 for EU, EC, EUT	2	132	477 0209 001	Canoe rivet	for E2, E1, E1C	14
89	208 1015 085	Fuse 6.3A	F29,30 for E2, E1, E1C	2	133	412 4519 004	Bracket (S)	for E2, E1, E1C	1
89	208 1048 017	Fuse 6A	F31,32 for EU, EC, EUT	2	134	477 0231 024	4 washer (S)		5
89	208 1015 086	Fuse 6.3A	F31,32 for E2, E1, E1C	2	135	449 0133 004	PWB holder		1
89	208 3081 000	AC outlet	AC101 for E2, E1	1					
88	412 2814 057	Card spacer (L=12)	for E2, E1, E1C	1					
91	414 0878 004	Shield plate (A)	for EU, EC	1					
92	414 0879 003	Shield plate (B)	for EU, EC	1					
★ 92A	203 0312 009	AMISEN Assy	for Shield plate (B) for EU, EC	1					
★ 94	204 6350 000	11P KR-KR ribbon 70	CN111	1					
★ 95	204 2546 041	8P KR-KR ribbon 125	CN081	1					
★ 96	204 0378 059	6P KR-KR ribbon 150	CN068	1					
★ 97	203 6386 013	4P KR-KR ribbon 300	CN042	1					
★ 98	203 4871 070	3P KR-KR ribbon 200	CN932	1					
★ 99	203 6386 084	4P KR-KR ribbon 475	CN041	1					
★ 100	204 0379 032	6P KR-KR ribbon 350	CN064	1					
★ 101	204 6625 007	12P PH-PH connector cord	CN124	1					
★ 102	204 6623 012	13P PH-PH connector cord	CN137	1					
★ 103	203 8341 014	5P KR-KR ribbon 80	CN054	1					
★ 104	203 6386 013	4P KR-KR ribbon 300	CN941	1					
★ 105	204 0379 058	6P KR-KR ribbon 400	CN069	1					
★ 106	203 8342 013	5P KR-KR ribbon 300	CN052	1					
★ 107	204 2548 007	8P KR-KR ribbon 550	CN084	1					

SCREWS

151	470 0009 022	Screw 3x6 CPS (SW.W) ZnP		8
152	477 0283 005	3P swelling screw	for black model	9
152	477 0283 019	3P swelling screw	for gold model	9
153	473 7002 005	Screw 3x6 CBTS (S)-Z		3
154	473 7002 018	Screw 3x8 CBTS (S)-Z		62
156	473 7003 017	Screw 3x8 CFTS (S)-B	for EU, EC	9
156	473 7003 017	Screw 3x8 CFTS (S)-B	for E2, E1, E1C, EUT	8
157	473 7005 002	Screw 3x10 CBTS (S)-Z		22
158	473 7007 000	Screw 4x8 CBTS (S)-B		12
161	473 7500 015	Screw 3x8 CBTS (P)-Z		23
162	473 7505 007	Screw 2.6x8 CBTS (P)-Z		4
164	473 8007 009	Cup screw 3x12		1
165	473 8007 067	Cup screw 3x18		20
168	477 0064 107	Fixing screw	for EU, EC, E2, E1, E1C	40
168	477 0064 107			

PACKING VIEW



Note: The symbols in the column "Remarks" indicate the following distinctions.
 EU: U.S.A. model (AVR-4800) E2: Europe model
 E1C: China model E1: Canada model (AVR-4800)
 E1: Asia model EUT: Taiwan R.O.C. model

PARTS LIST OF PACKING & ACCESSORIES

Ref. No.	Part No.	Part Name	Remarks	Q'ty	Ref. No.	Part No.	Part Name	Remarks	Q'ty	
201	504 0182 106	Cabinet sheet		1	211	231 0922 009	Loop antenna	for EU,EC	1	
202	503 1316 205	Cushion Assy		1	212	395 0019 009	FM antenna Assy	for EU,EC	1	
203	505 8006 019	Envelope		2	213	529 0079 008	FM antenna adapter	for EU,EC	1	
204	511 3544 005	Instruction manual	for EU,EC	1	214	515 0817 009	DEL warranty home	for EU	1	
204	511 3590 004	Instruction manual	for E2	1	215	501 2024 040	Carton case	for EU,EC	1	
204	511 3591 003	Instruction manual	for E1, E1C, EUT	1	215	501 2024 066	Carton case	for E2, E1C	1	
205	511 3575 002	Instruction manual	for EC	1	215	501 2024 079	Carton case	for E1, EUT	1	
205	511 3592 002	Instruction manual	for E1, EUT	1	216	501 2042 006	Spacer	for EU, EC, E2, E1C, EUT	2	
205	511 3589 002	Instruction manual	for E1C	1	216	501 2042 019	Spacer	for E1	2	
206	515 0671 708	Service station list (EX)		1	217	503 1324 006	Cushion	for E1	1	
△	207	206 2157 009	AC cord set	for EU, EC, EUT	1	218	513 3327 008	Bar code label base	for EU, EC, E2, E1C, EUT	1
△	207	206 2154 002	AC cord with connector	for E2, E1	1	219	513 1389 006	Control card base		1
△	207	206 2189 006	AC cord	for E1C	1	★ 220	515 0627 105	DCI warranty home	for EC	1
△	208	206 2148 005	AC cord (BS3P)	for E1	1	★ 221	519 9111 001	Color label (gold)	for gold model	2
209	399 0587 009	Remote controller RC-869		1	★ 222	513 3195 049	Koin label	for EUT	1	
210	—	Battery (R6P×2)		1						

BLOCK DIAGRAM

1

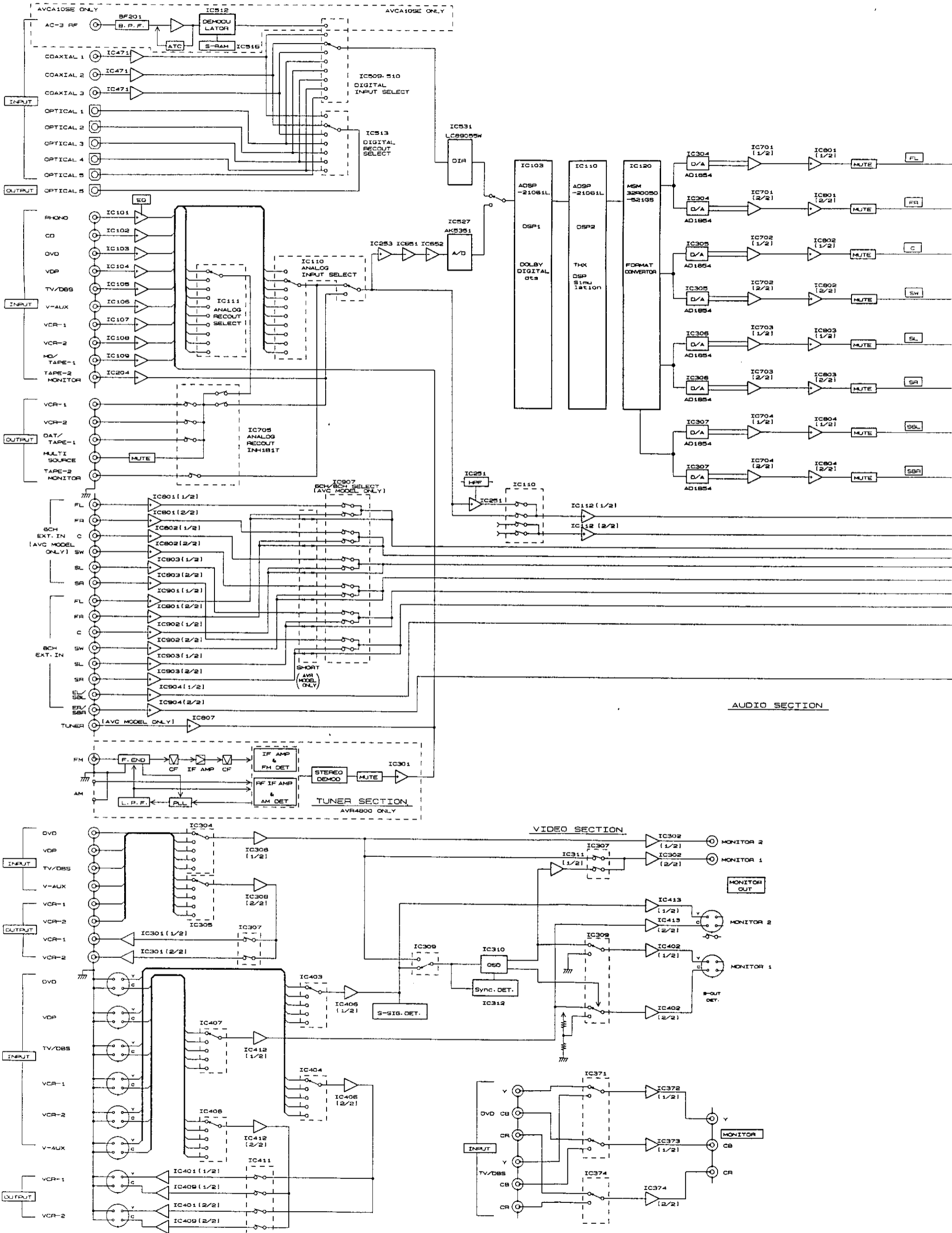
2

3

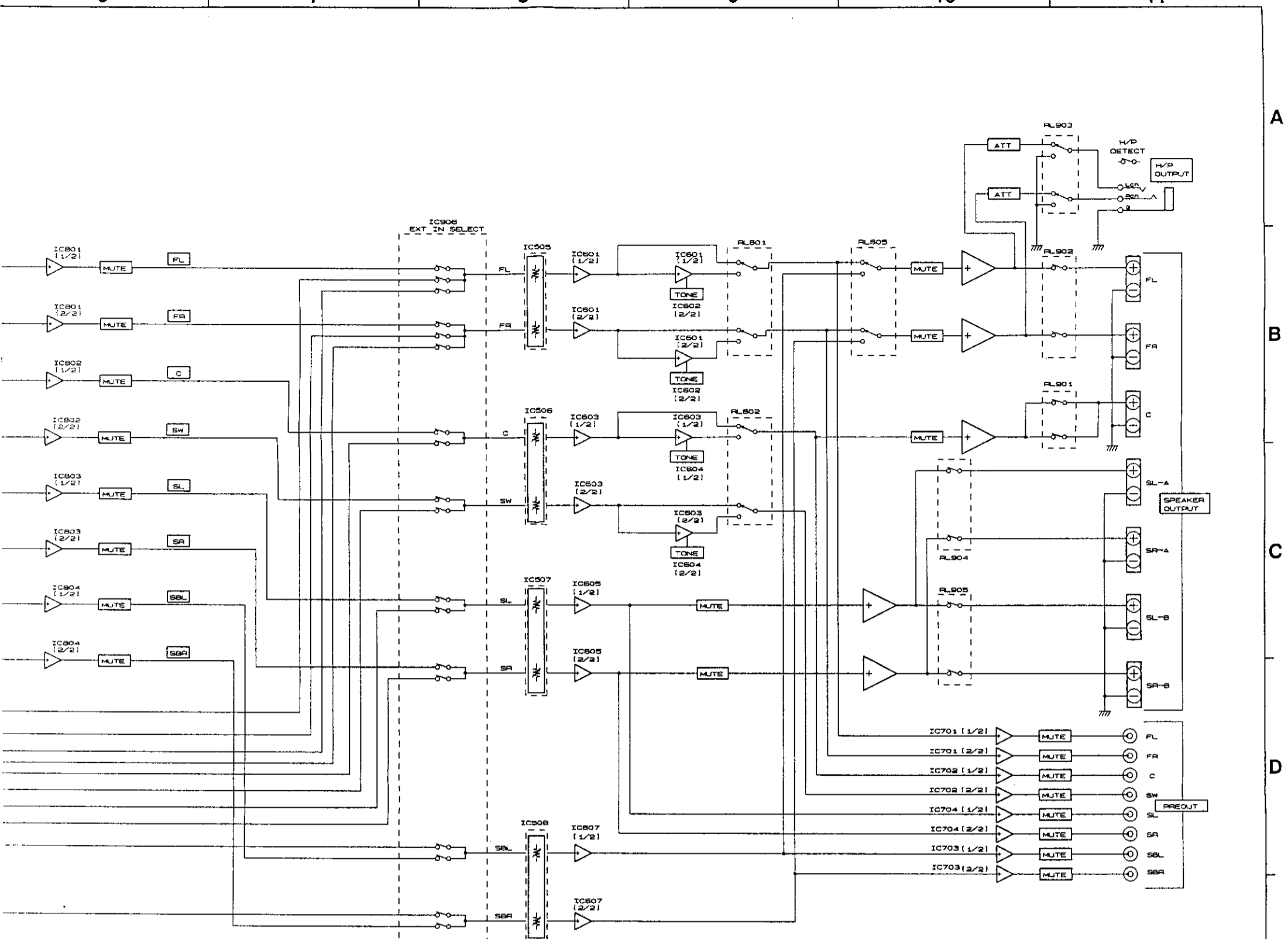
4

5

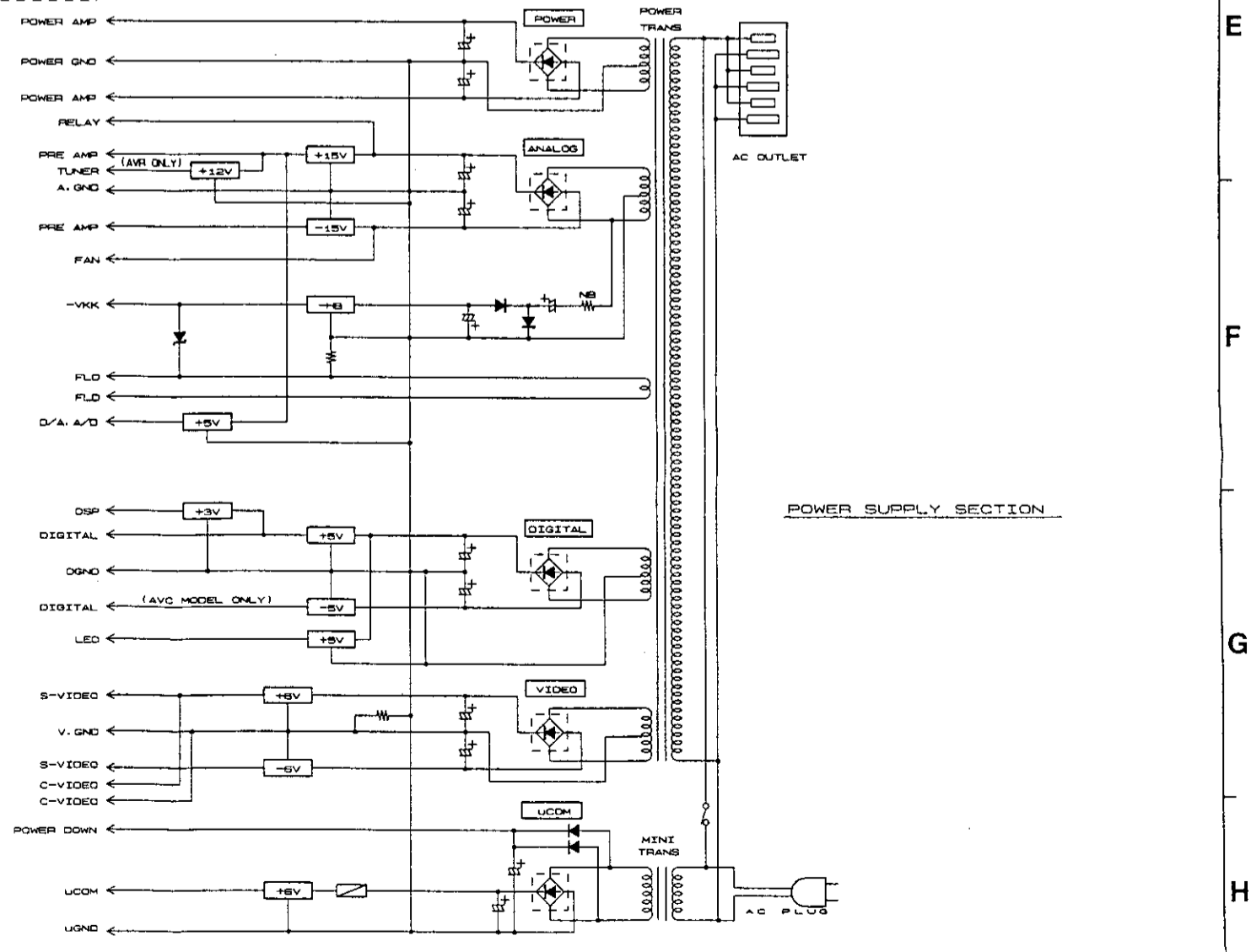
6



6 7 8 9 10 11

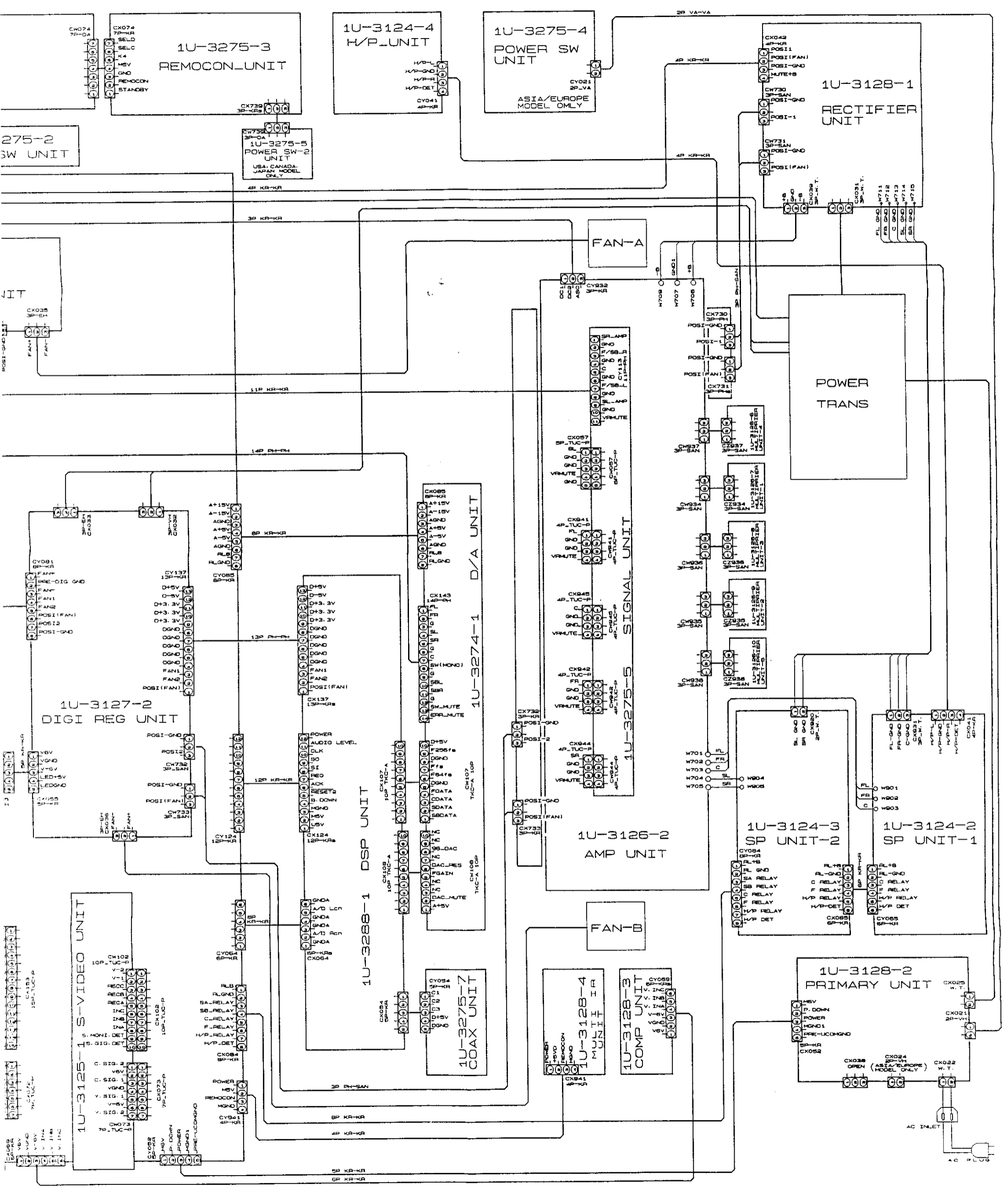


SECTION



POWER SUPPLY SECTION

A B C D E F G H



SCHEMATIC DIAGRAMS (1/17)

1

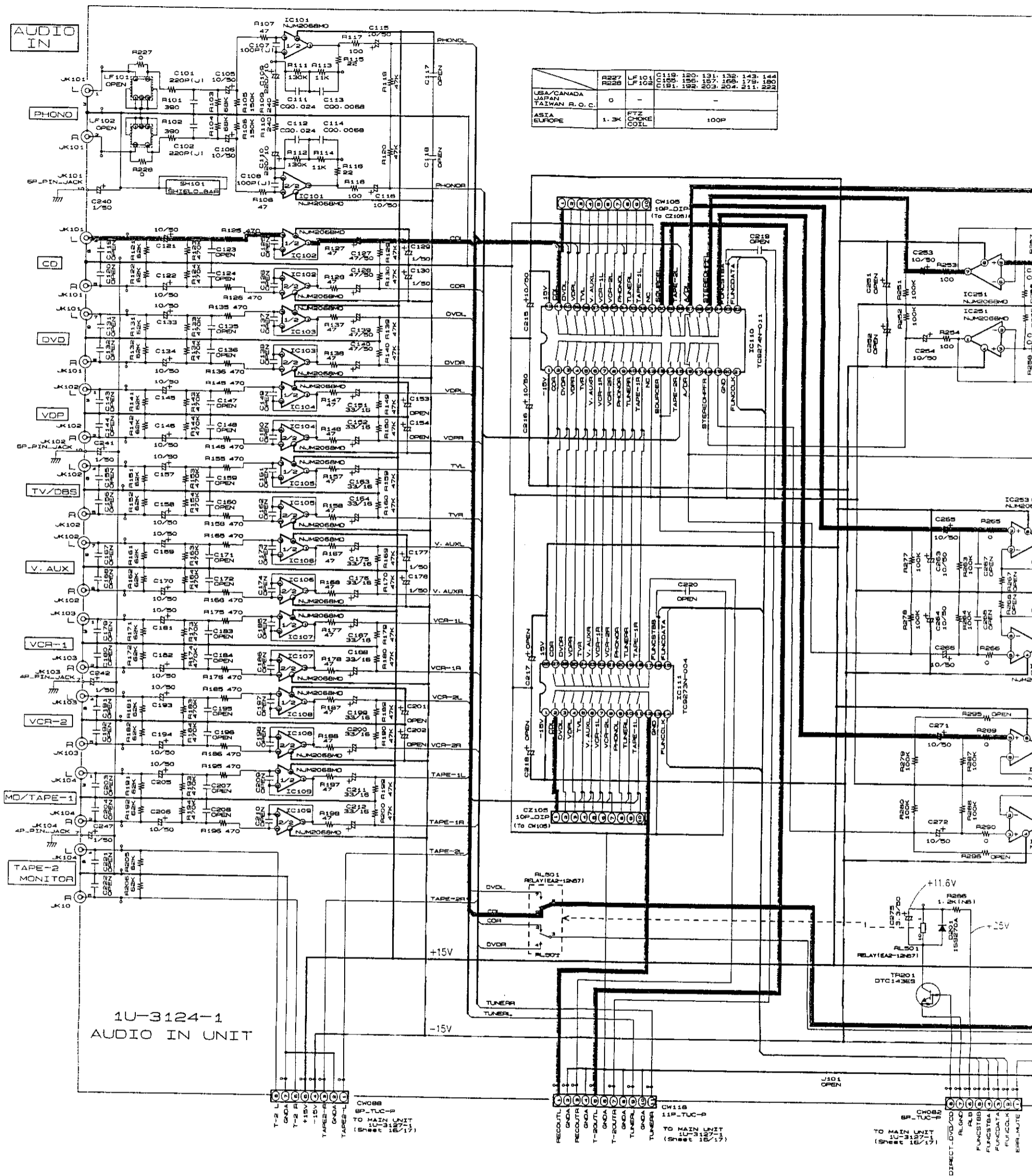
2

3

4

5

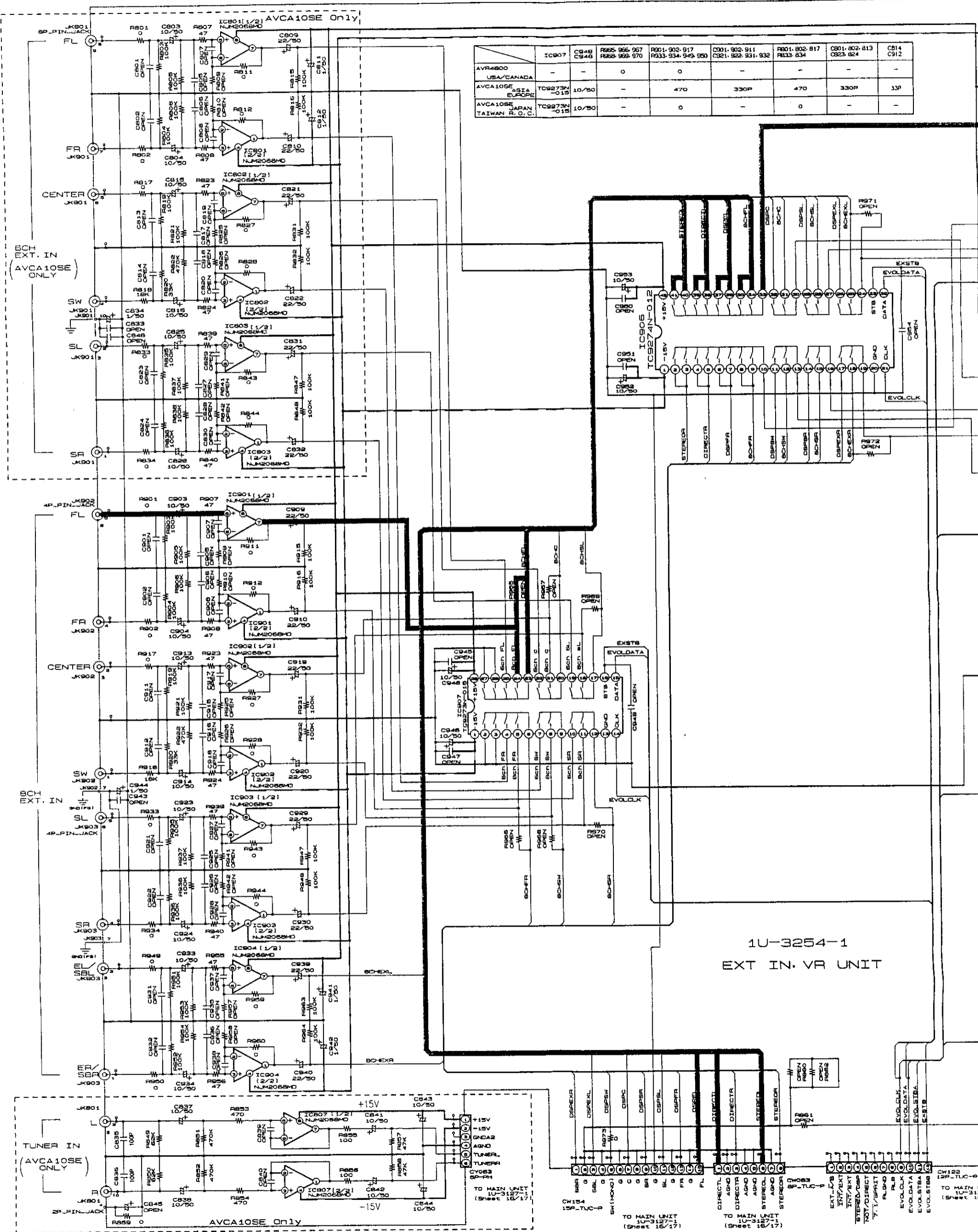
6



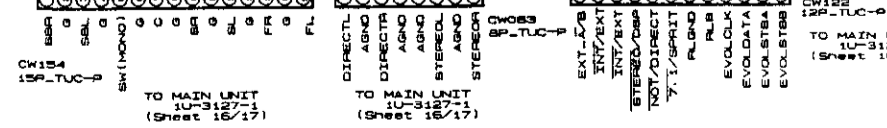
SCHEMATIC DIAGRAMS (2/17)

1 2 3 4 5 6

A
B
C
D
E
F
G
H

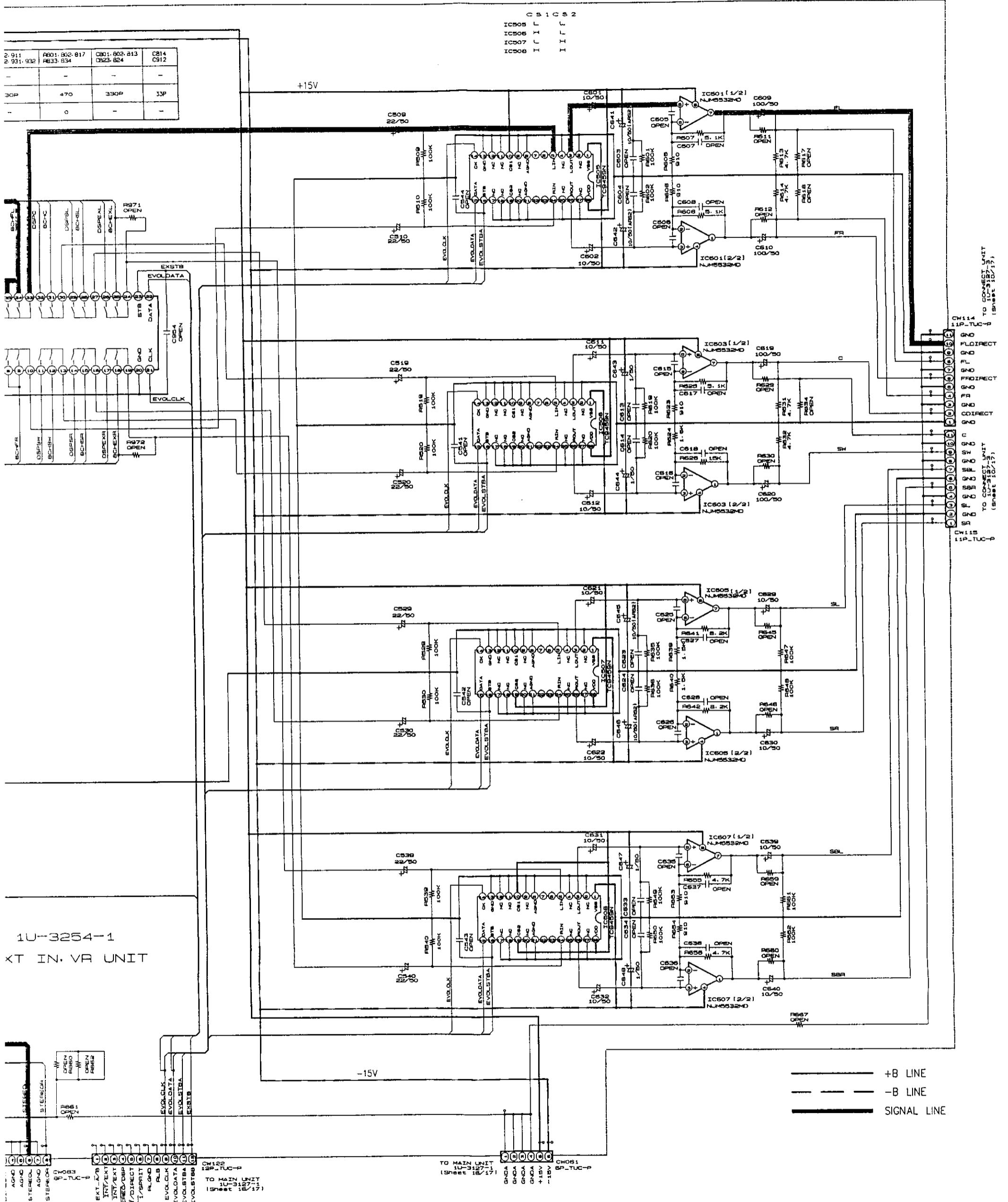


1U-3254-1
EXT IN. VR UNIT



2 911	R601-802-817	C801-802-813	C814
2 931-932	R633-834	C823-824	C912
-	-	-	-
30P	470	330P	33P
-	0	-	-

IC505 0
 IC506 1
 IC507 1
 IC508 1



1U-3254-1
 XT IN, VR UNIT

— +B LINE
 - - -B LINE
 — SIGNAL LINE

SCHEMATIC DIAGRAMS (2/17)
 1U-3254-1 EXT IN, VR UNIT

SCHEMATIC DIAGRAMS (3/17)

1

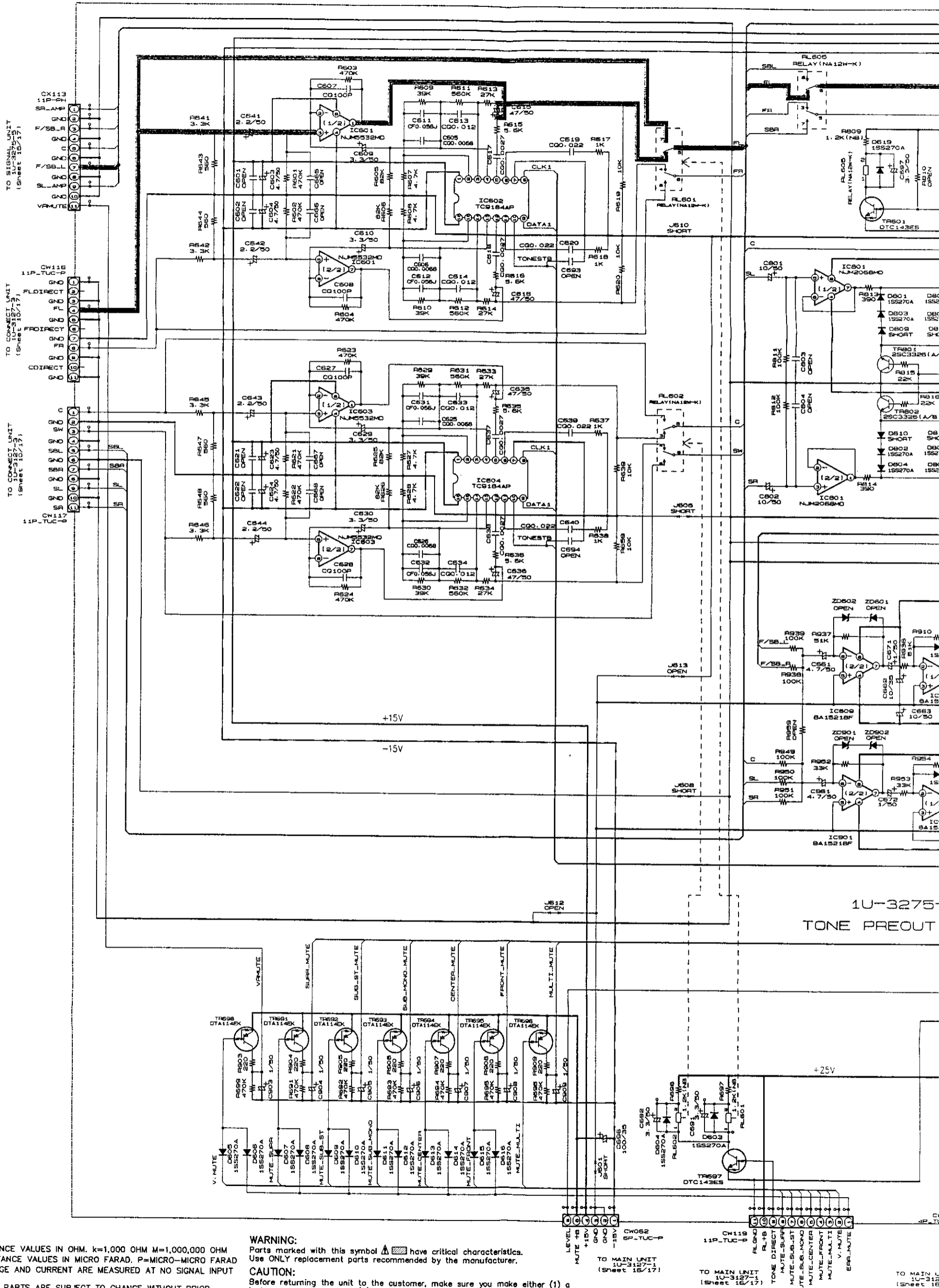
2

3

4

5

6



NOTICE

ALL RESISTANCE VALUES IN OHM. k=1,000 OHM M=1,000,000 OHM
 ALL CAPACITANCE VALUES IN MICRO FARAD. P=MICRO-MICRO FARAD
 EACH VOLTAGE AND CURRENT ARE MEASURED AT NO SIGNAL INPUT
 CONDITION.
 CIRCUIT AND PARTS ARE SUBJECT TO CHANGE WITHOUT PRIOR
 NOTICE.

WARNING:

Parts marked with this symbol  have critical characteristics.
 Use ONLY replacement parts recommended by the manufacturer.

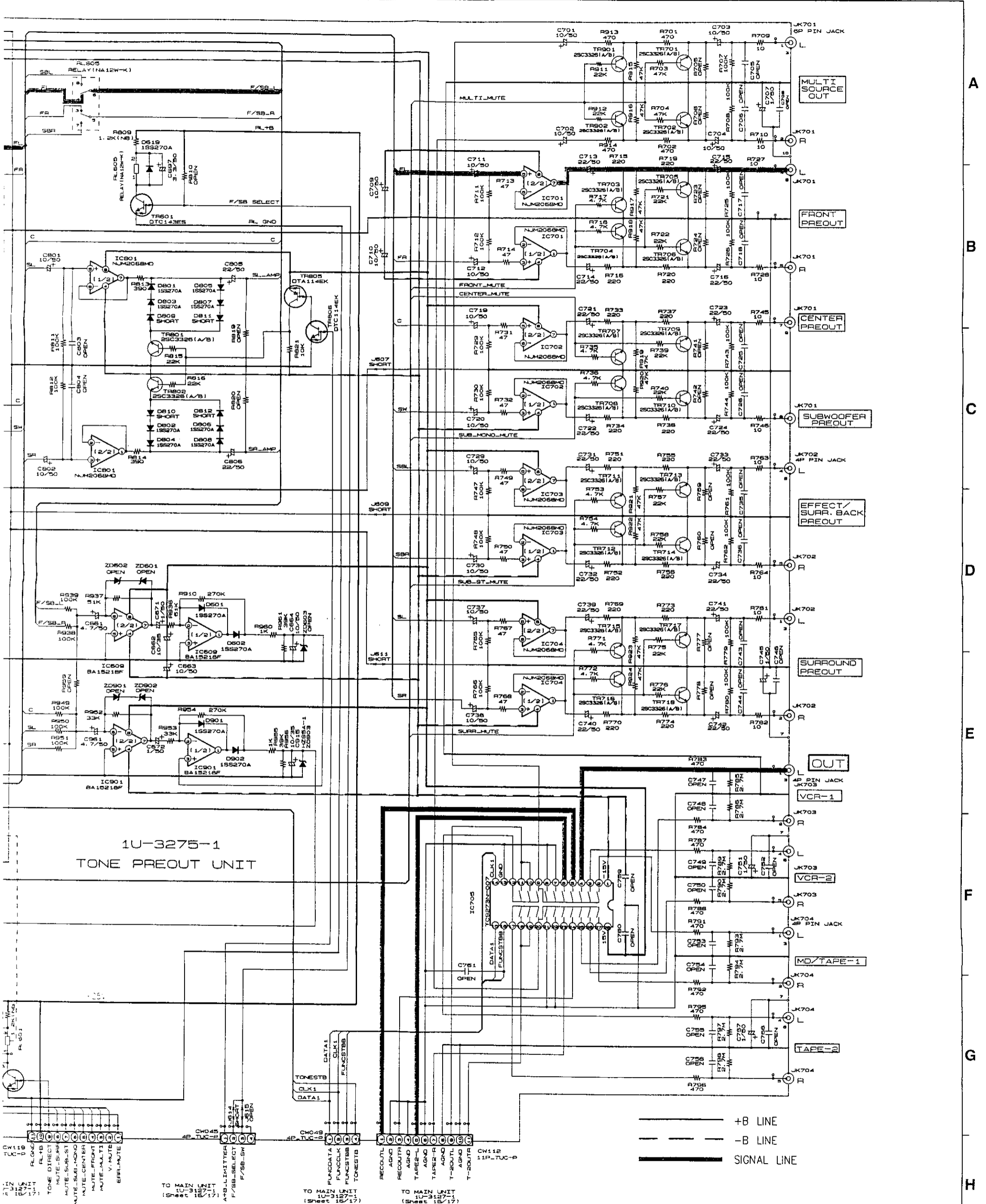
CAUTION:

Before returning the unit to the customer, make sure you make either (1) a leakage current check or (2) a chassis resistance check. If the leakage current exceeds 0.5 millamps, or if the resistance from chassis to either side of the power cord is less than 460 kohms, the unit is defective.

WARNING:

DO NOT return the unit to the customer until the problem is located and corrected.

6 7 8 9 10 11



SCHEMATIC DIAGRAMS (3/17)
1U-3275-1 TONE PREOUT UNIT

SCHEMATIC DIAGRAMS (4/17)

1 2 3 4 5 6

A

B

C

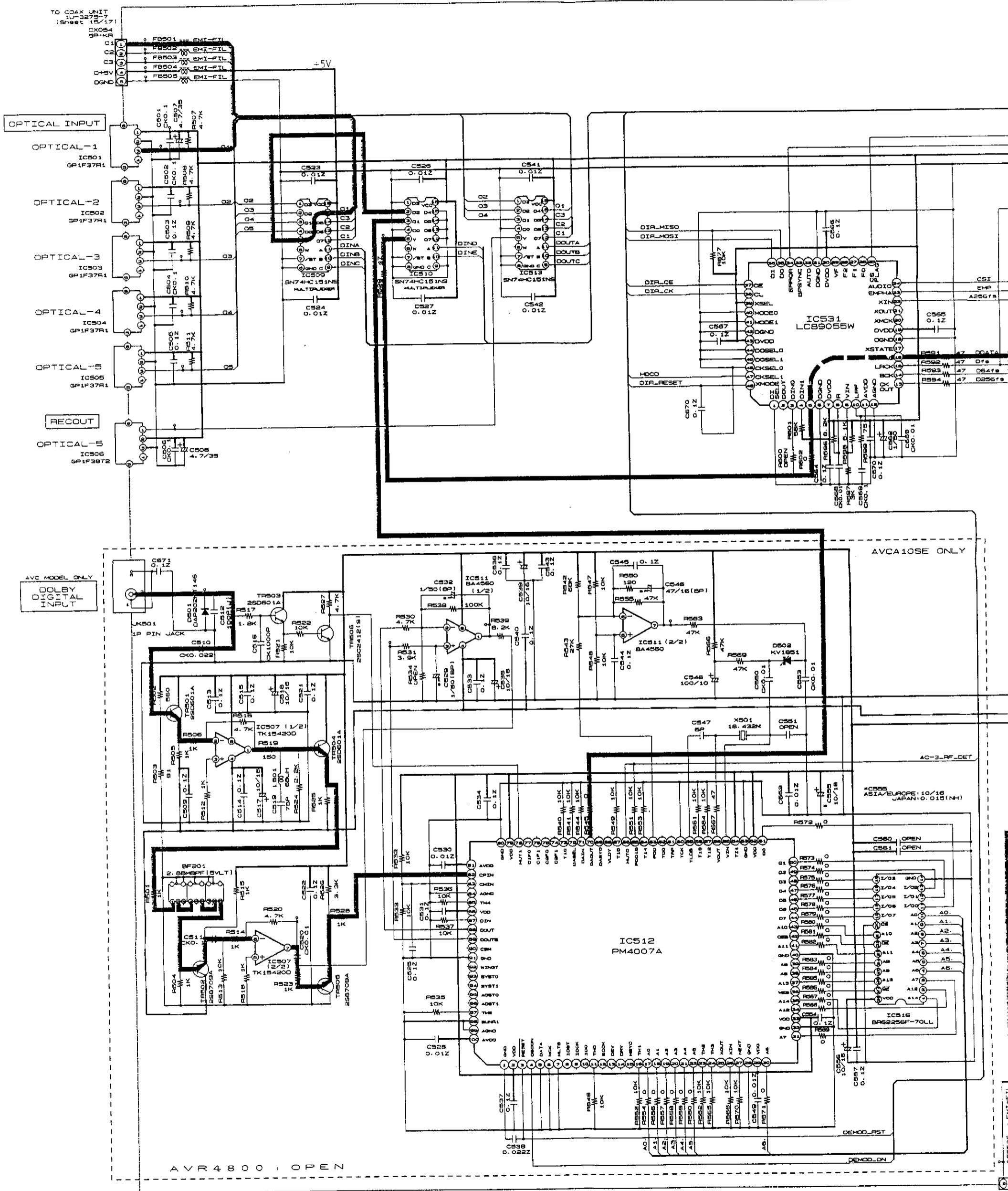
D

E

F

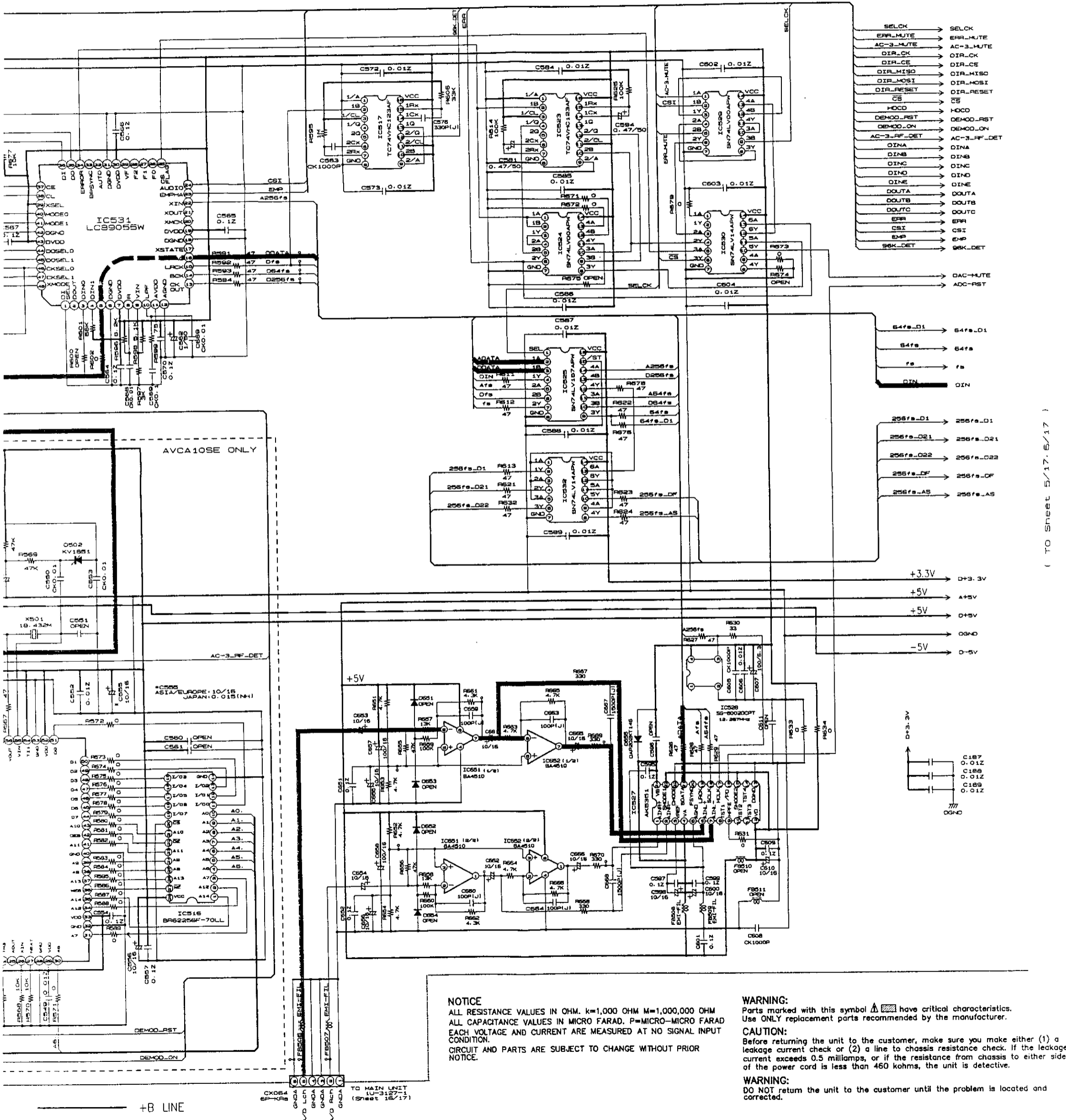
G

H



——— +B LINE
 - - - - - -B LINE
 ——— SIGNAL LINE

1U-3288-1 DSP UNIT (1/3)



NOTICE
 ALL RESISTANCE VALUES IN OHM. k=1,000 OHM M=1,000,000 OHM
 ALL CAPACITANCE VALUES IN MICRO FARAD. P=MICRO-MICRO FARAD
 EACH VOLTAGE AND CURRENT ARE MEASURED AT NO SIGNAL INPUT
 CONDITION.
 CIRCUIT AND PARTS ARE SUBJECT TO CHANGE WITHOUT PRIOR
 NOTICE.

WARNING:
 Parts marked with this symbol Δ have critical characteristics.
 Use ONLY replacement parts recommended by the manufacturer.

CAUTION:
 Before returning the unit to the customer, make sure you make either (1) a
 leakage current check or (2) a line to chassis resistance check. If the leakage
 current exceeds 0.5 millamps, or if the resistance from chassis to either side
 of the power cord is less than 460 kohms, the unit is defective.

WARNING:
 DO NOT return the unit to the customer until the problem is located and
 corrected.

(TO Sheet 5/17, 6/17)

SCHEMATIC DIAGRAMS (5/17)

1

2

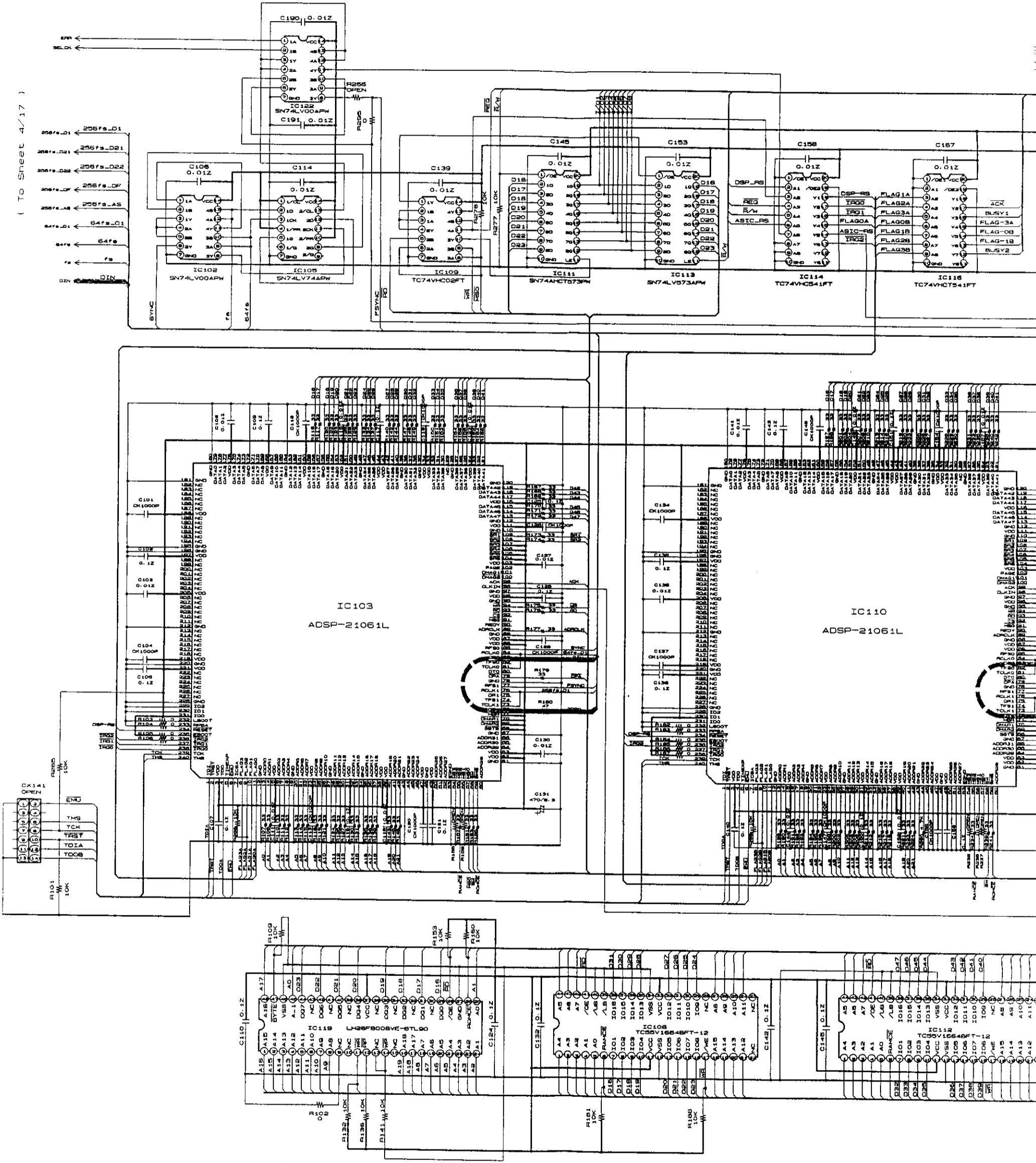
3

4

5

6

1U-3288-1 DSP UNIT (2/3)



IC SOCKET for IC115 - 2070020005

SCHEMATIC DIAGRAMS (6/17)

1 2 3 4 5 6

A

B

C

D

E

F

G

H

to Sheet 5/17

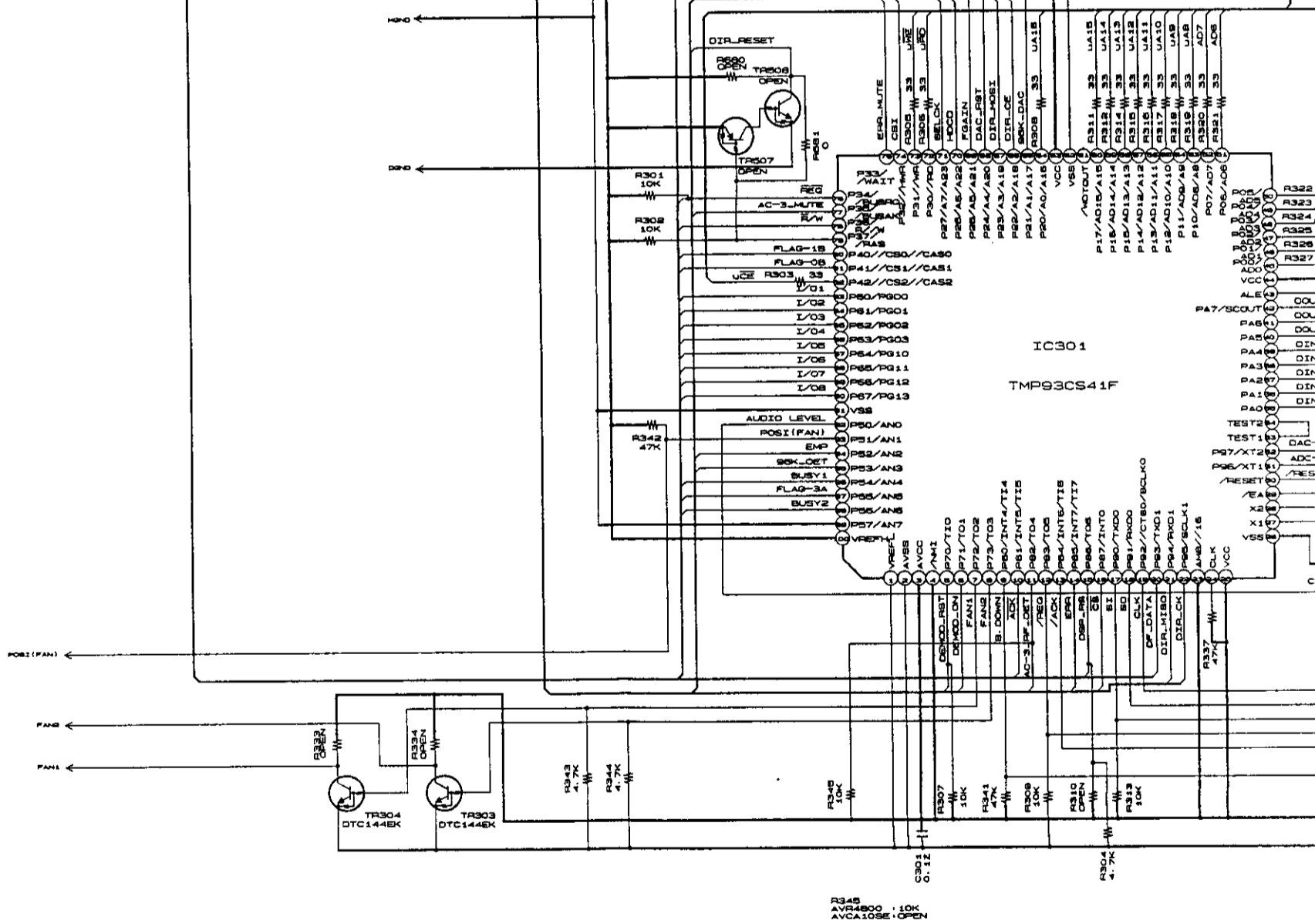
to Sheet 4/17

to Sheet 5/17

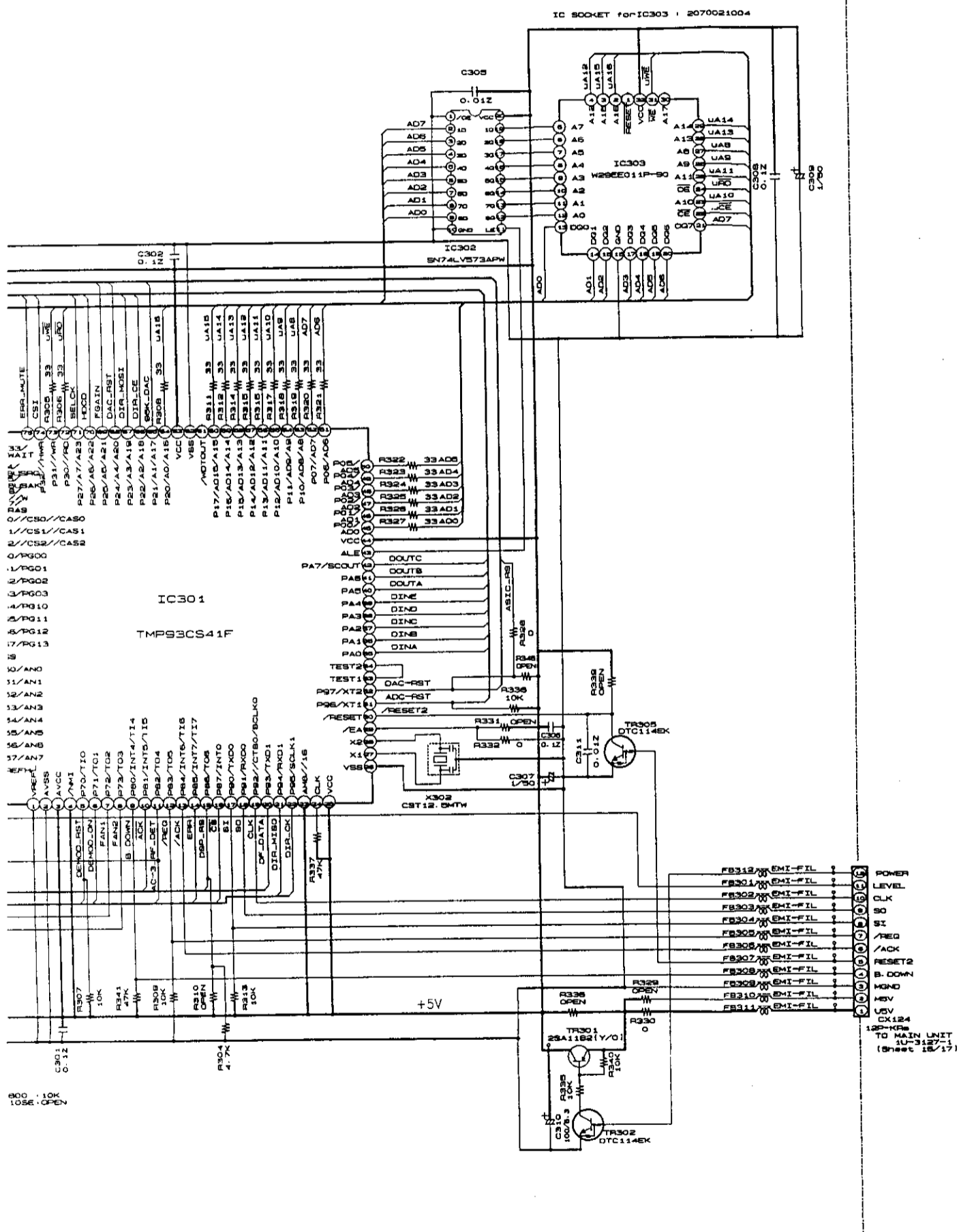
1U-3288-1 DSP UNIT (3/3)

- DBK-DAC ← SE_DAC
- DF-DATA ← DF_DATA
- DAC-RST ← DAC_RST
- PGAIN ← PGAIN
- DAC-RST ← DAC_RST
- R/W ← R/W
- REG ← REG
- ACK ← ACK
- L/O1 ← L/O1
- L/O3 ← L/O3
- L/O4 ← L/O4
- L/O6 ← L/O6
- L/O7 ← L/O7
- L/O8 ← L/O8
- DSP_RS ← DSP_RS
- BUSY1 ← BUSY1
- BUSY2 ← BUSY2
- FLAG-3A ← FLAG-3A
- FLAG-0B ← FLAG-0B
- FLAG-1B ← FLAG-1B
- ASIC_RS ← ASIC_RS

- SELCK ← SELCK
- ERR-MUTE ← ERR-MUTE
- AC-3-MUTE ← AC-3-MUTE
- DIALCK ← DIALCK
- DIALCE ← DIALCE
- DIALMISO ← DIALMISO
- DIALMOS1 ← DIALMOS1
- DIALMOS2 ← DIALMOS2
- SI ← SI
- HOCO ← HOCO
- DEMCO_RST ← DEMCO_RST
- DEMCO_ON ← DEMCO_ON
- AC-3-RF_DET ← AC-3-RF_DET
- AOC_RST ← AOC_RST
- DINA ← DINA
- DINB ← DINB
- DINC ← DINC
- DIND ← DIND
- DINE ← DINE
- DOUTA ← DOUTA
- DOUTB ← DOUTB
- DOUTC ← DOUTC
- ERR ← ERR
- CSI ← CSI
- SWP ← SWP
- SWK_DET ← SWK_DET



DSP UNIT (3/3)



NOTICE
 ALL RESISTANCE VALUES IN OHM. k=1,000 OHM M=1,000,000 OHM
 ALL CAPACITANCE VALUES IN MICRO FARAD. P=MICRO-MICRO FARAD
 EACH VOLTAGE AND CURRENT ARE MEASURED AT NO SIGNAL INPUT
 CONDITION.
 CIRCUIT AND PARTS ARE SUBJECT TO CHANGE WITHOUT PRIOR
 NOTICE.

WARNING:
 Parts marked with this symbol have critical characteristics.
 Use ONLY replacement parts recommended by the manufacturer.

CAUTION:
 Before returning the unit to the customer, make sure you make either (1) a
 leakage current check or (2) a line to chassis resistance check. If the leakage
 current exceeds 0.5 millamps, or if the resistance from chassis to either side
 of the power cord is less than 460 kohms, the unit is defective.

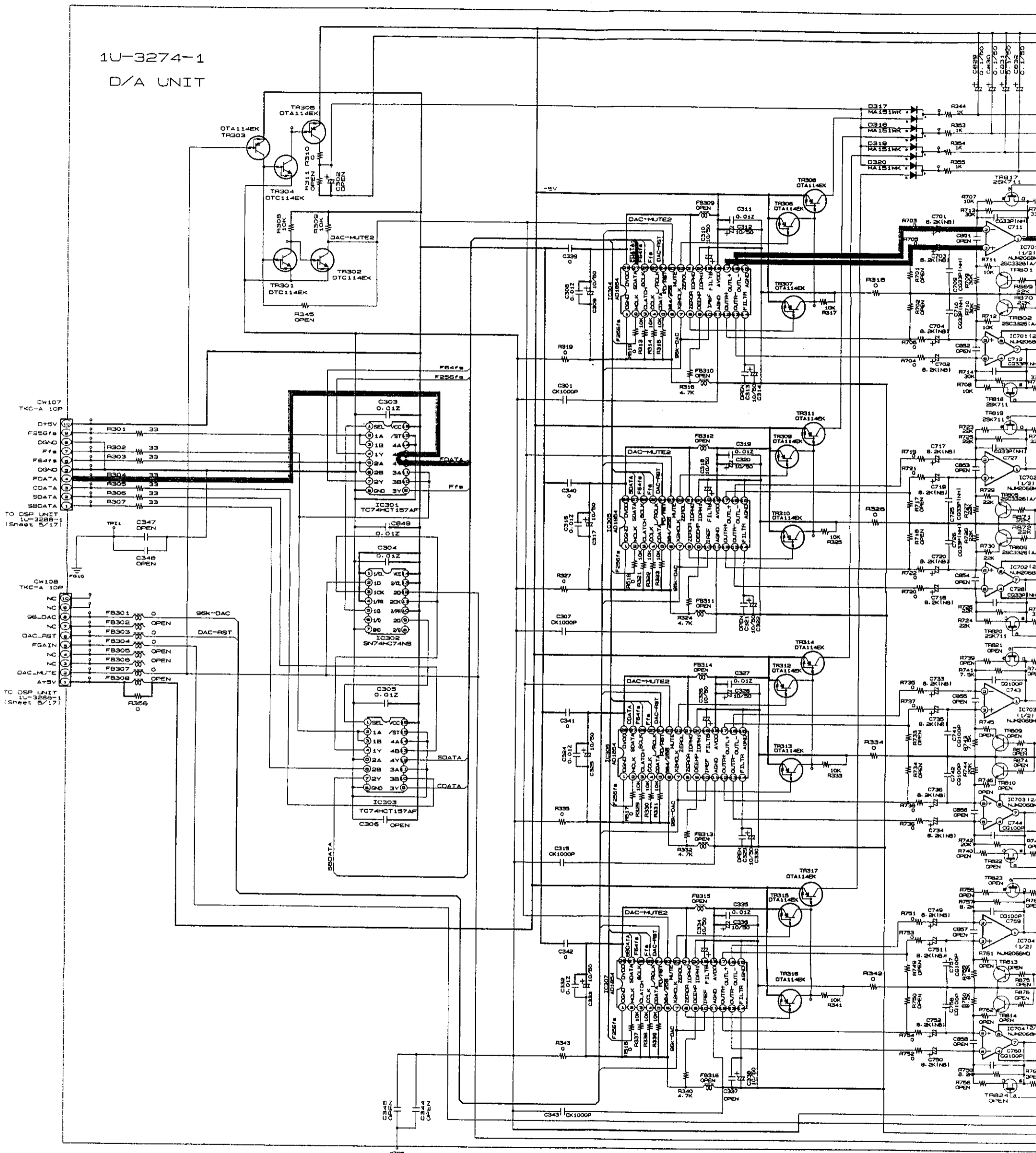
WARNING:
 DO NOT return the unit to the customer until the problem is located and
 corrected.

— +B LINE

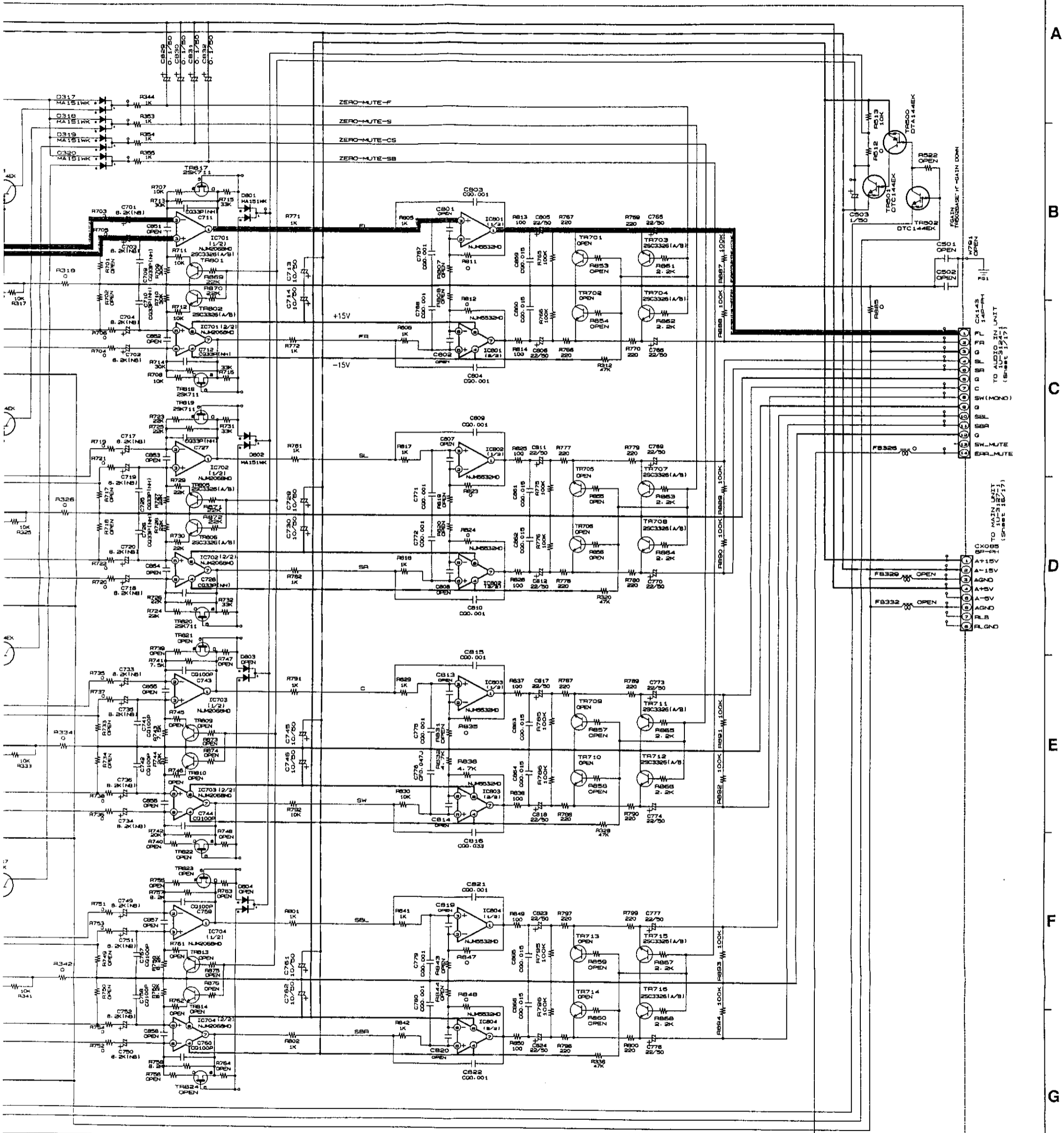
SCHEMATIC DIAGRAMS (7/17)

1 2 3 4 5 6

1U-3274-1
D/A UNIT



NOTICE
 ALL RESISTANCE VALUES IN OHM. k=1,000 OHM M=1,000,000 OHM
 ALL CAPACITANCE VALUES IN MICRO FARAD. P=MICRO-MICRO FARAD
 EACH VOLTAGE AND CURRENT ARE MEASURED AT NO SIGNAL IN
 CONDITION.
 CIRCUIT AND PARTS ARE SUBJECT TO CHANGE WITHOUT PRIOR
 NOTICE.



ANCE VALUES IN OHM. k=1,000 OHM M=1,000,000 OHM
 TANCE VALUES IN MICRO FARAD. P=MICRO-MICRO FARAD
 GE AND CURRENT ARE MEASURED AT NO SIGNAL INPUT

1) PARTS ARE SUBJECT TO CHANGE WITHOUT PRIOR

WARNING:

Parts marked with this symbol  have critical characteristics. Use ONLY replacement parts recommended by the manufacturer.

CAUTION:

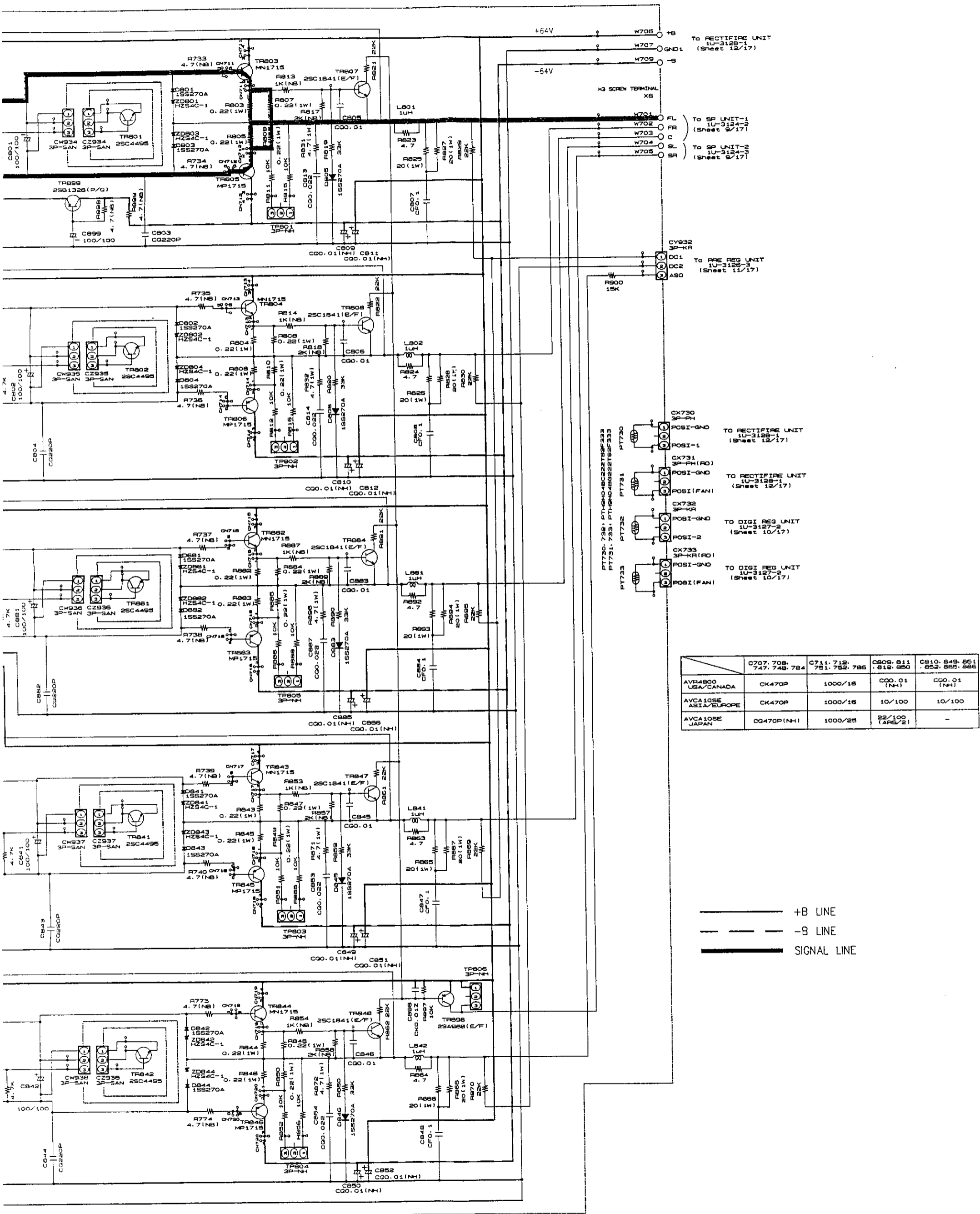
Before returning the unit to the customer, make sure you make either (1) a leakage current check or (2) a line to chassis resistance check. If the leakage current exceeds 0.5 millamps, or if the resistance from chassis to either side of the power cord is less than 460 kohms, the unit is defective.

WARNING:

DO NOT return the unit to the customer until the problem is located and corrected.

— +B LINE
 - - - -B LINE
 ——— SIGNAL LINE

SCHEMATIC DIAGRAMS (7/17)
 1U-3274-1 D/A UNIT



	C707, 708, 747, 748, 784	C711, 712, 751, 752, 786	C809, 811, 812, 850	C810, 849, 851, 852, 885, 886
AVR4800 USA/CANADA	CK470P	1000/15	COO.01 (NH)	COO.01 (NH)
AVCA105E ASIA/EUROPE	CK470P	1000/15	10/100	10/100
AVCA105E JAPAN	CQ470P(NH)	1000/25	22/100 (ARS/2)	-

_____ +B LINE
 _____ -B LINE
 _____ SIGNAL LINE

SCHMATIC DIAGRAMS (8/17)
1U-3126-2 AMP UNIT

SCHEMATIC DIAGRAMS (9/17)

1

2

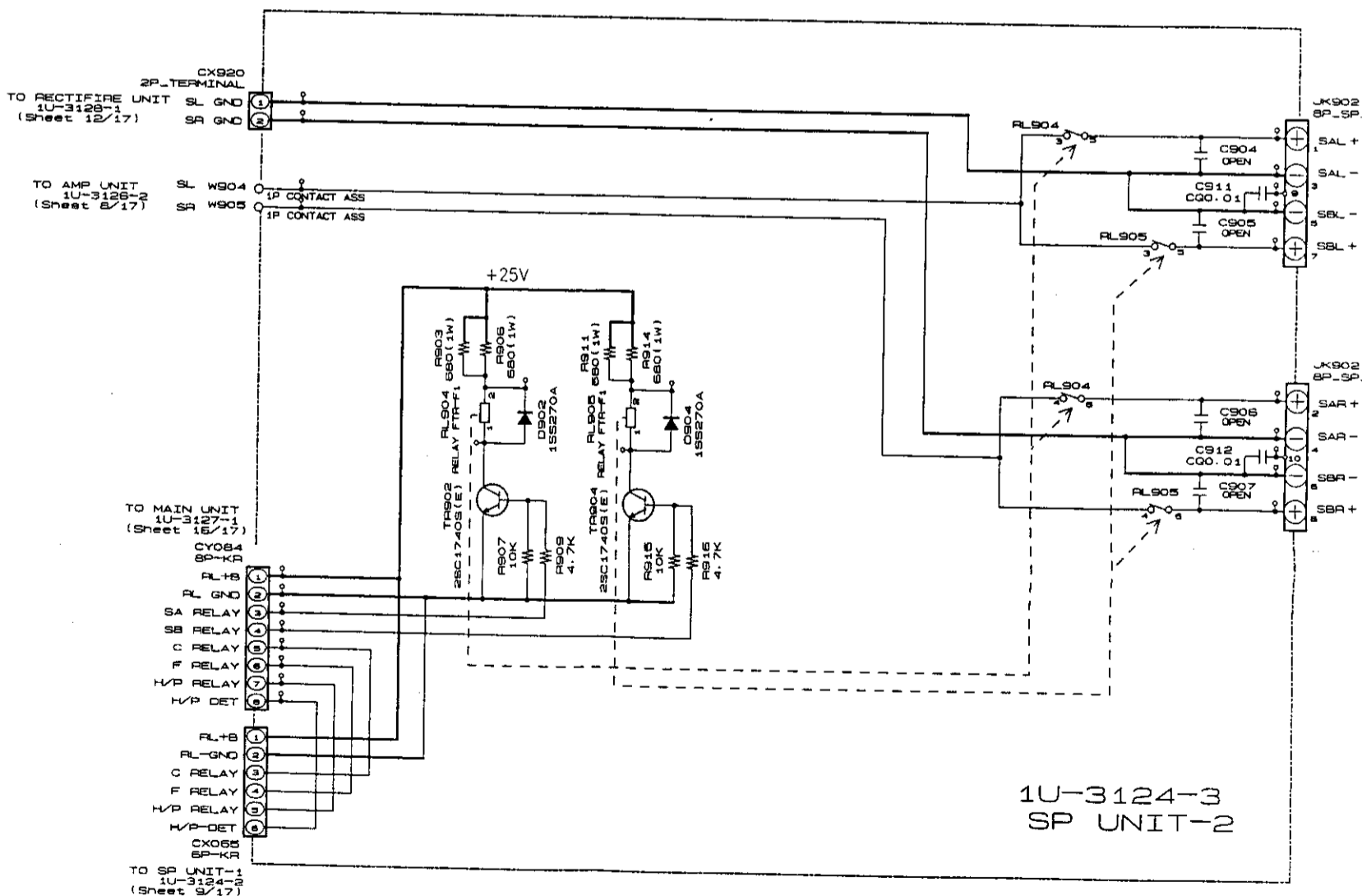
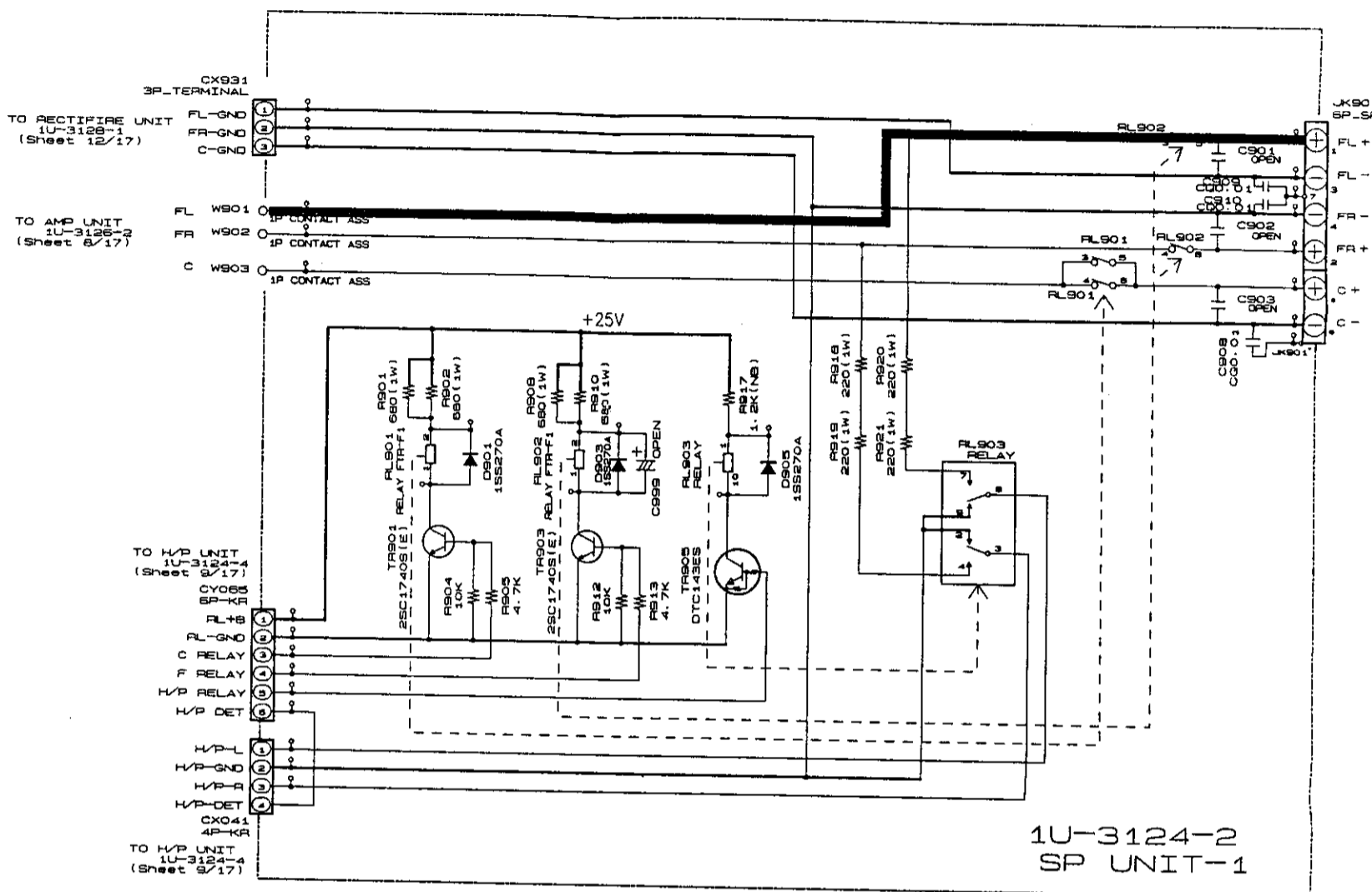
3

4

5

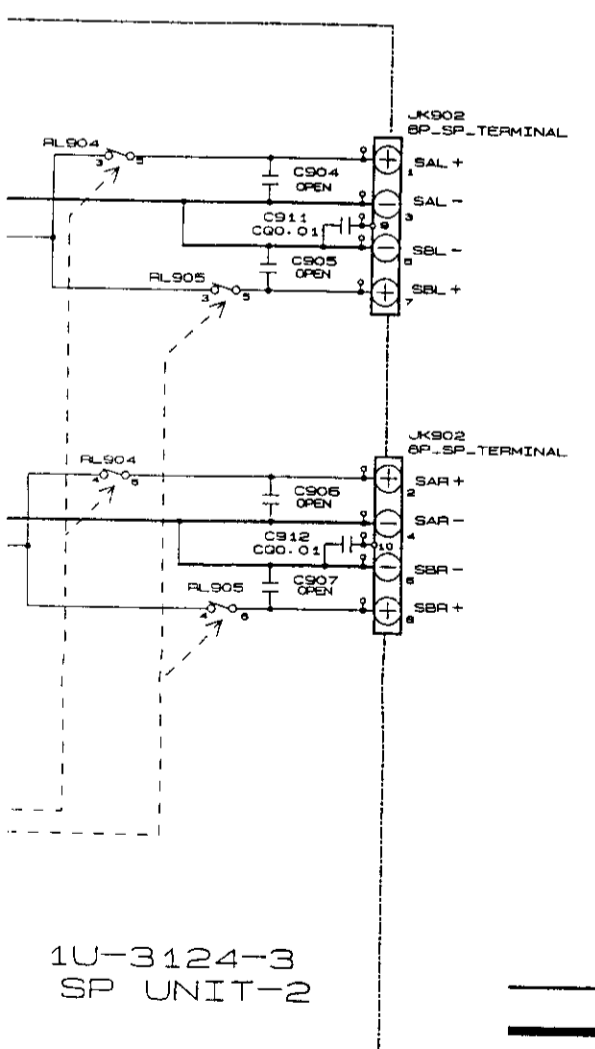
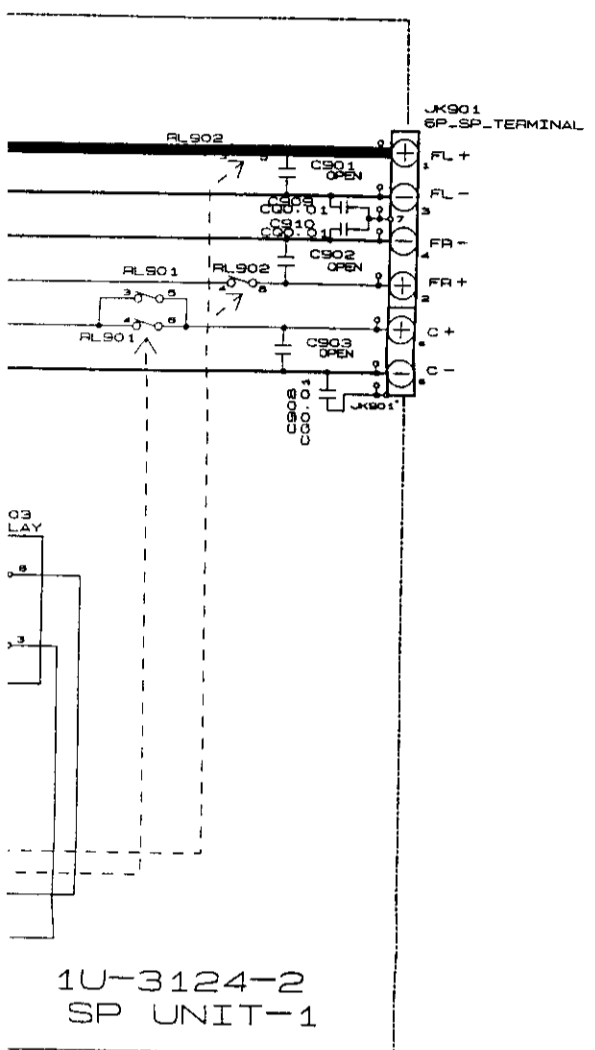
6

	C901, 902, 903, 904 - 905, 906, 907	C999
AVR4800 USA/CANADA	-	-
AVCA105E TAIWAN R. O. C.	-	-
AVCA105E ASIA/EUROPE	C00.01(NH)	-
AVCA105E JAPAN	-	10/90 (ASF)

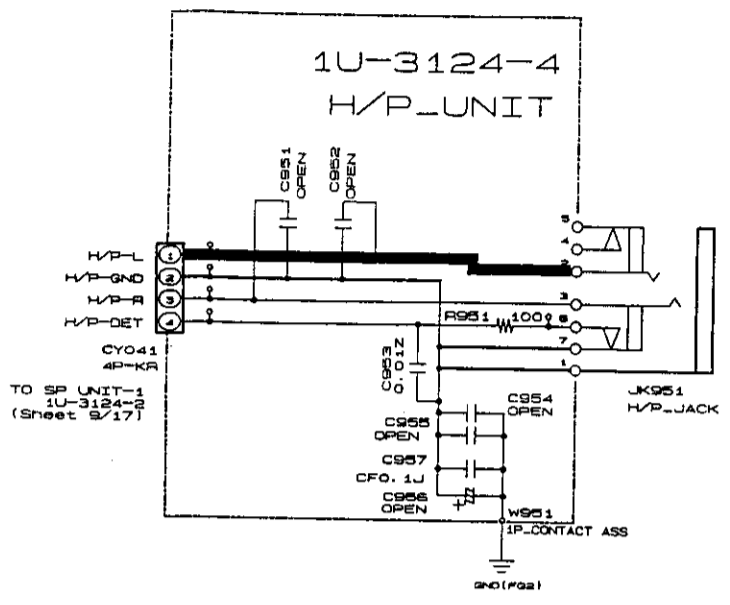


6 7 8 9 10 11

C999
-
-
-
10/50
[ASF]



— +B LINE
— SIGNAL LINE



NOTICE
ALL RESISTANCE VALUES IN OHM. k=1,000 OHM M=1,000,000 OHM
ALL CAPACITANCE VALUES IN MICRO FARAD. P=MICRO-MICRO FARAD
EACH VOLTAGE AND CURRENT ARE MEASURED AT NO SIGNAL INPUT
CONDITION.
CIRCUIT AND PARTS ARE SUBJECT TO CHANGE WITHOUT PRIOR
NOTICE.

WARNING:
Parts with this symbol  have critical characteristics.
Use ONLY replacement parts recommended by the manufacturer.

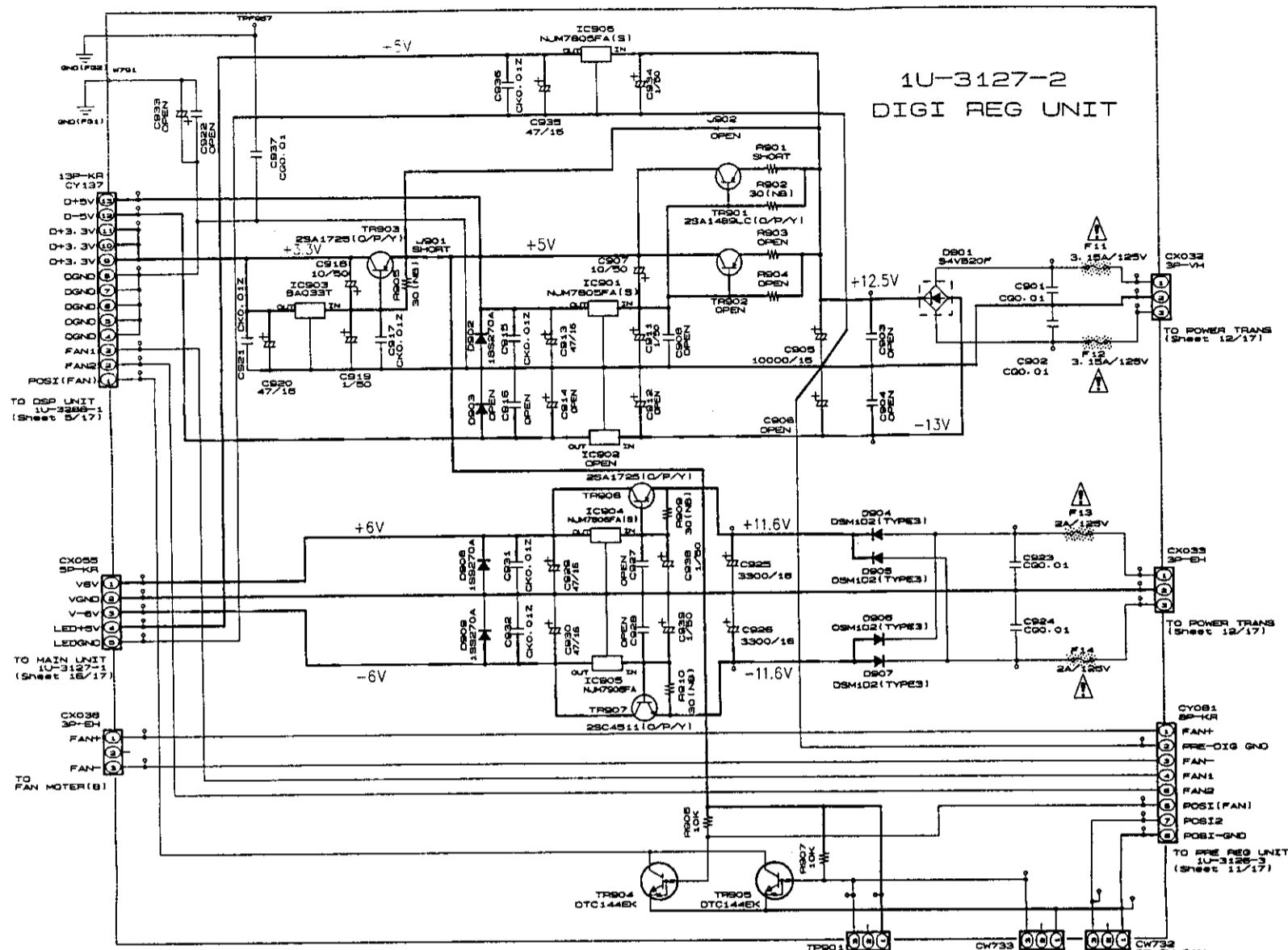
CAUTION:
Before returning the unit to the customer, make sure you make either (1) a
leakage current check or (2) a line to chassis resistance check. If the leakage
current exceeds 0.5 milliamps, or if the resistance from chassis to either side
of the power cord is less than 460 kohms, the unit is defective.

WARNING:
DO NOT return the unit to the customer until the problem is located and
corrected.

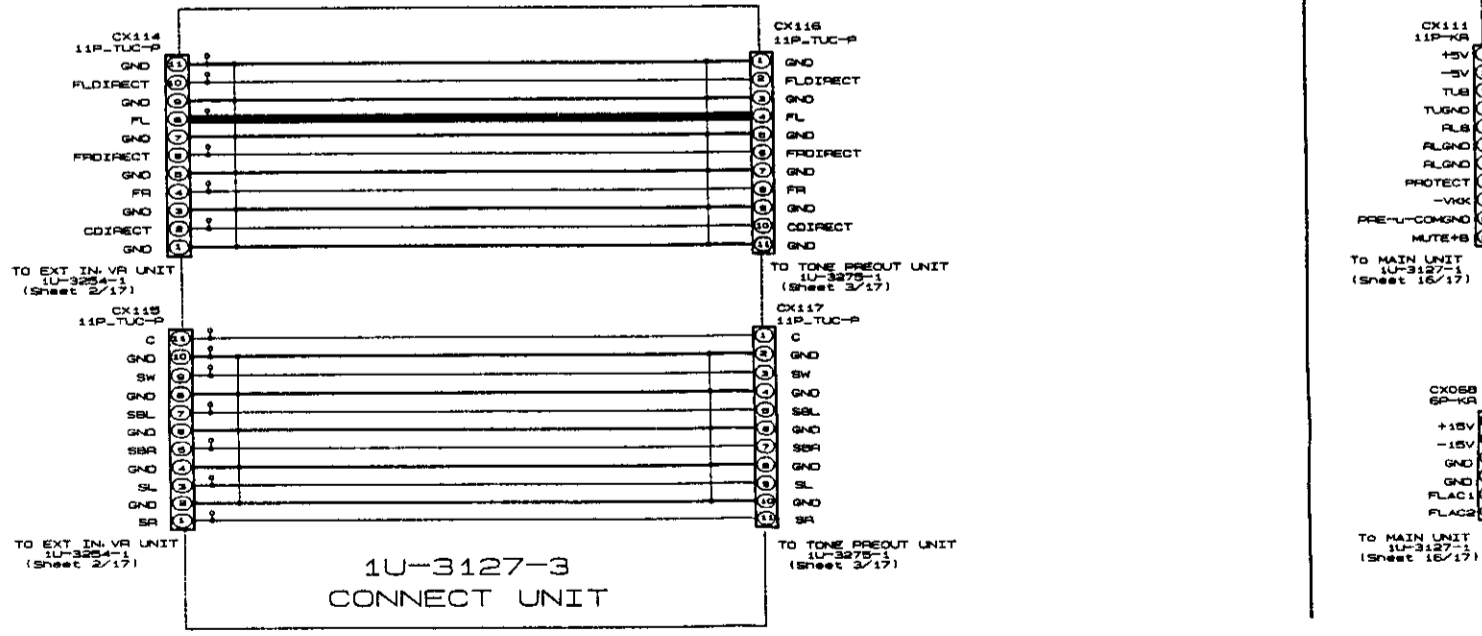
SCHEMATIC DIAGRAMS (10/17)

1 2 3 4 5 6

A
B
C
D
E
F
G
H



	F11 F12	F13 F14	IC902	C906	C912	C913	C914	DS903	C913 C920 C930 C935	C918	C919
AVR4800 USA/CANADA	3.15A/125V	2A/125V	-	-	-	-	-	-	47/16 SMG	10/50 SMG	1/50 SMG
AVCA10SE ASIA/EUROPE	3.15A/250V	2A/250V	NJM7905A	1000/16	1/50	47/16	47/16	1SS270A	47/16 SMG	10/50 SMG	1/50 SMG
AVCA10SE TAIWAN R.O.C.	3.15A/125V	2A/125V	NJM7905A	1000/16	1/50	47/16	47/16	1SS270A	47/16 SMG	10/50 SMG	1/50 SMG
AVCA10SE JAPAN	3.15A/125V	2A/125V	NJM7905A	1000/16	1/50	47/50	47/16	1SS270A	47/50 RA3	10/50 RA3	1/50 RA3



NOTICE
ALL RESISTANCE VALUES IN OHM. K=1,000 OHM M=1,000,000 OHM
ALL CAPACITANCE VALUES IN MICRO FARAD. P=MICRO-MICRO FARAD
EACH VOLTAGE AND CURRENT ARE MEASURED AT NO SIGNAL INPUT
CONDITION.
CIRCUIT AND PARTS ARE SUBJECT TO CHANGE WITHOUT PRIOR
NOTICE.

WARNING:
Parts marked with this symbol Δ have critical characteristics.
Use ONLY replacement parts recommended by the manufacturer.
CAUTION:
Before returning the unit to the customer, make sure you make either (1) a
leakage current check or (2) a line to chassis resistance check. If the leakage
current exceeds 0.5 millamps, or if the resistance from chassis to either side
of the power cord is less than 460 kohms, the unit is defective.

WARNING:
DO NOT return the unit to the customer until the problem is located and
corrected.

	C901 C902
AVR4800 USA/CANADA	C901
AVCA10SE ASIA/EUROPE	C901
AVCA10SE JAPAN	C901

SCHMATIC DIAGRAMS (11/17)

5

6

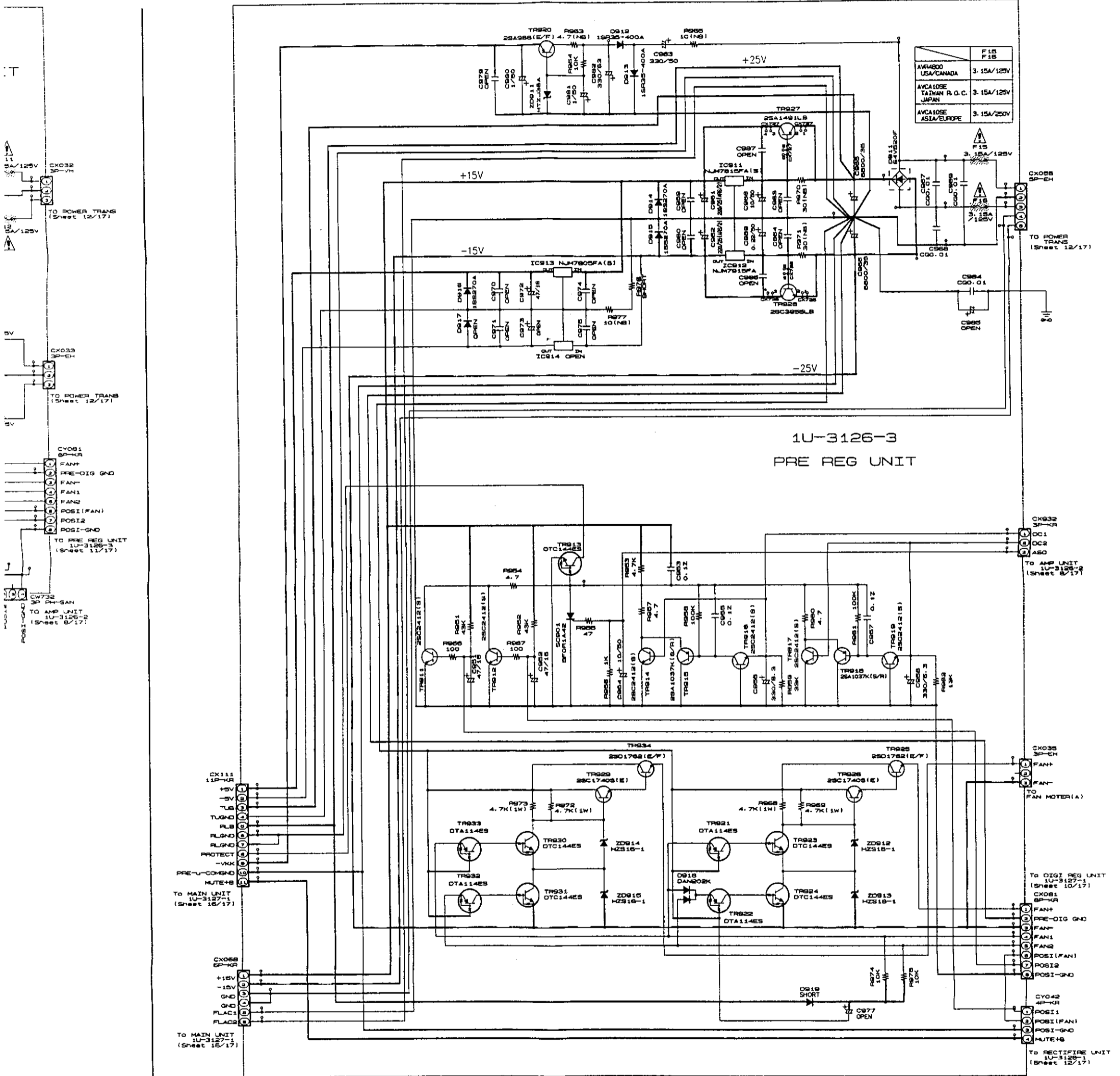
7

8

9

10

11



	F15 F16
AVR4800 USA/CANADA	3.15A/125V
AVCA105E TAIWAN P.O.C. JAPAN	3.15A/125V
AVCA105E ASIA/EUROPE	3.15A/250V

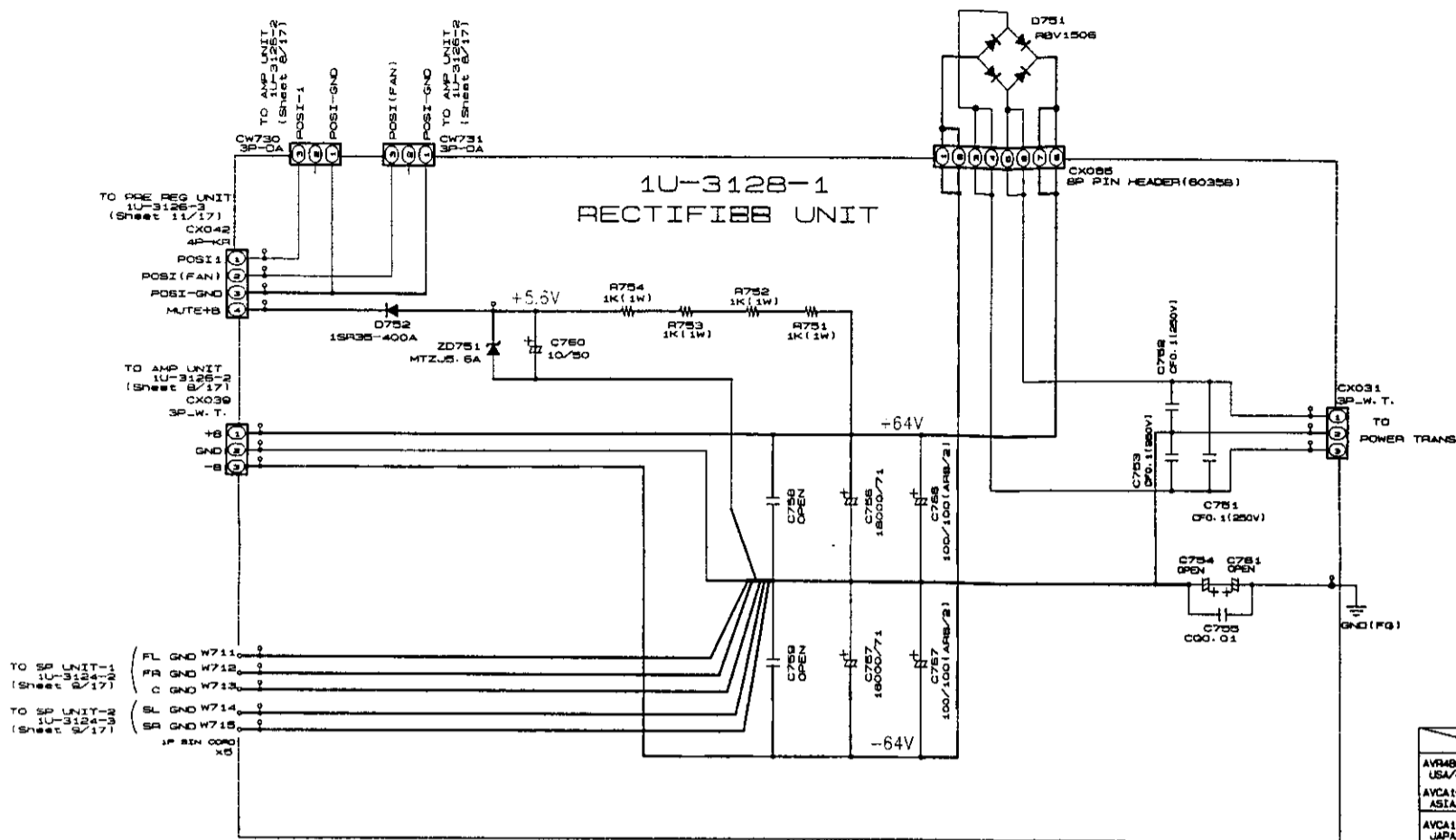
	C967 C968	C969	C972	C979	C980	C984
AVR4800 USA/CANADA			47/16 34G	-	1/30 34G	C00.01
AVCA105E ASIA/EUROPE	C00.01	C00.01				
AVCA105E JAPAN	-	-	10/10 AF32	-	220/20 ASF	0.015 (N41)

_____ +B LINE
 _____ -B LINE
 _____ SIGNAL LINE

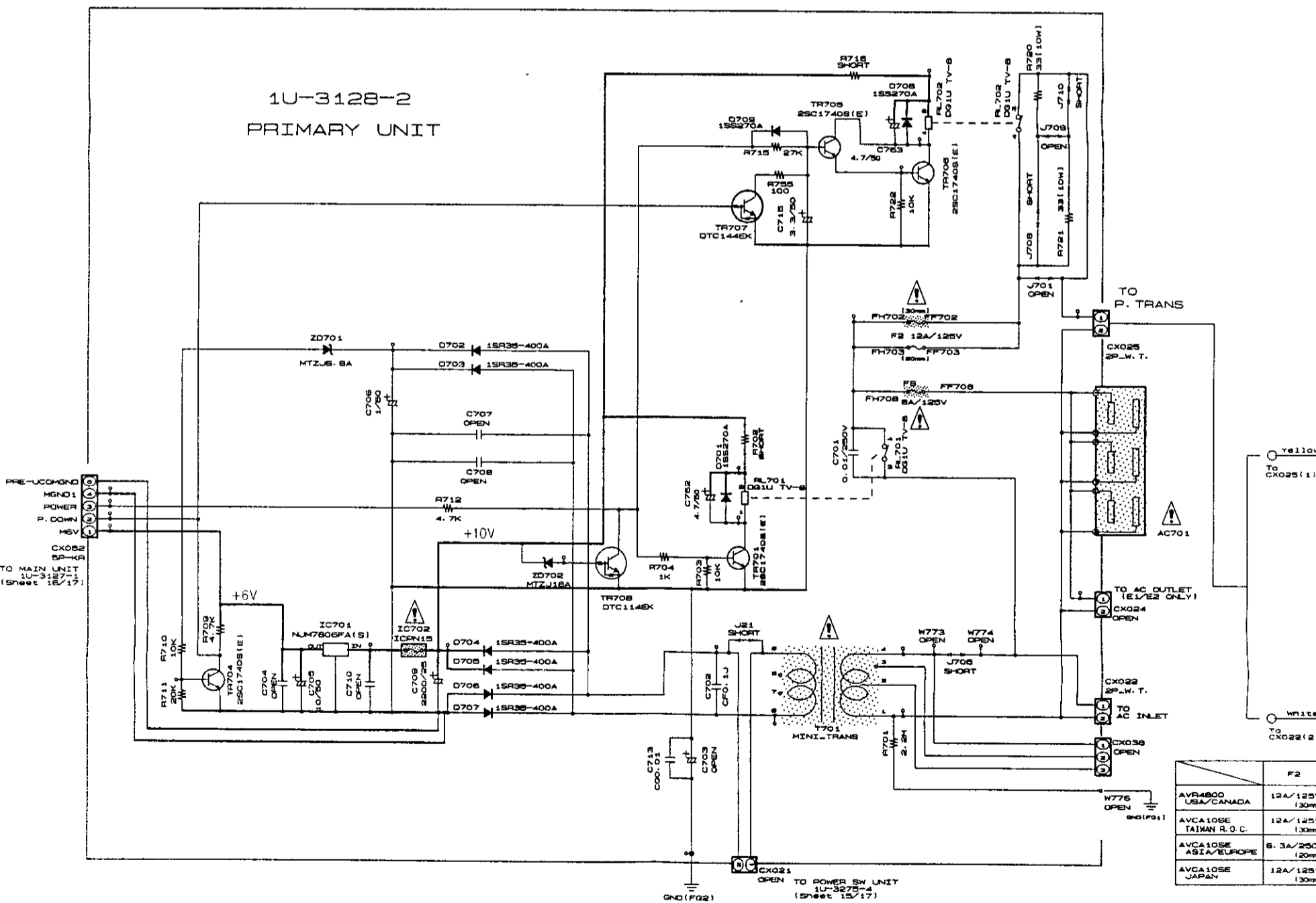
cal characteristics.
 he manufacturer.
 e sure you make either (1) a
 resistance check. If the leakage
 nce from chassis to either side
 unit is defective.
 he problem is located and

SCHEMATIC DIAGRAMS (12/17)

1 2 3 4 5 6 7



	C702	C713	C751	C752 C753	C755
AVR4800 USA/CANADA	CFO. 1U	COO. 01	CFO. 1 (250V)	CFO. 1 (250V)	COO. 01
AVCA105E ASIA/EUROPE	0.015 (NH)	0.015 (NH)	-	0.015 (NH)	0.015 (NH)

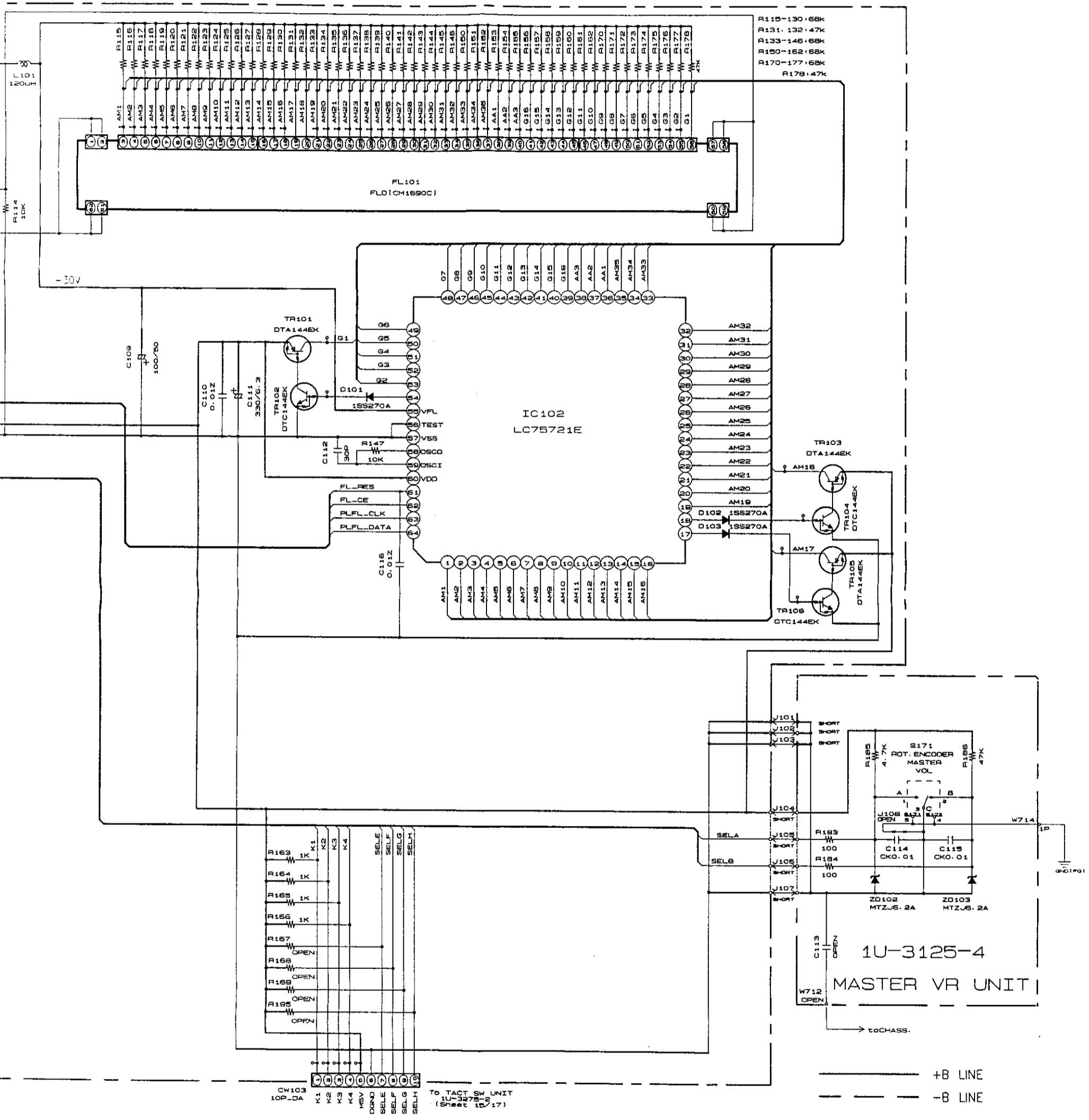


	F2
AVR4800 USA/CANADA	12A/125V 130mm
AVCA105E TAIWAN R.O.C.	12A/125V 130mm
AVCA105E ASIA/EUROPE	5.3A/250V 120mm
AVCA105E JAPAN	12A/125V 130mm

NOTICE
 ALL RESISTANCE VALUES IN OHM. K=1,000 OHM M=1,000,000.
 ALL CAPACITANCE VALUES IN MICRO FARAD. P=MICRO-M
 EACH VOLTAGE AND CURRENT ARE MEASURED AT NO SIG
 CONDITION.
 CIRCUIT AND PARTS ARE SUBJECT TO CHANGE WITHOUT
 NOTICE.

6 7 8 9 10 11

A
B
C
D
E
F
G
H



NOTICE
 ALL RESISTANCE VALUES IN OHM. K=1,000 OHM M=1,000,000 OHM
 ALL CAPACITANCE VALUES IN MICRO FARAD. P=MICRO-MICRO FARAD
 EACH VOLTAGE AND CURRENT ARE MEASURED AT NO SIGNAL INPUT
 CONDITION.
 CIRCUIT AND PARTS ARE SUBJECT TO CHANGE WITHOUT PRIOR
 NOTICE.

WARNING:
 Parts marked with this symbol have critical characteristics.
 Use ONLY replacement parts recommended by the manufacturer.

CAUTION:
 Before returning the unit to the customer, make sure you make either (1) a
 leakage current check or (2) a line to chassis resistance check. If the leakage
 current exceeds 0.5 millamps, or if the resistance from chassis to either side
 of the power cord is less than 460 kohms, the unit is defective.

WARNING:
 DO NOT return the unit to the customer until the problem is located and
 corrected.

--- +B LINE
 --- -B LINE

SCHEMATIC DIAGRAMS (14/17)
 1U-3125-3 FLD UNIT
 1U-3125-4 MASTER VR UNIT

SCHEMATIC DIAGRAMS (15/17)

1

2

3

4

5

6

A

B

C

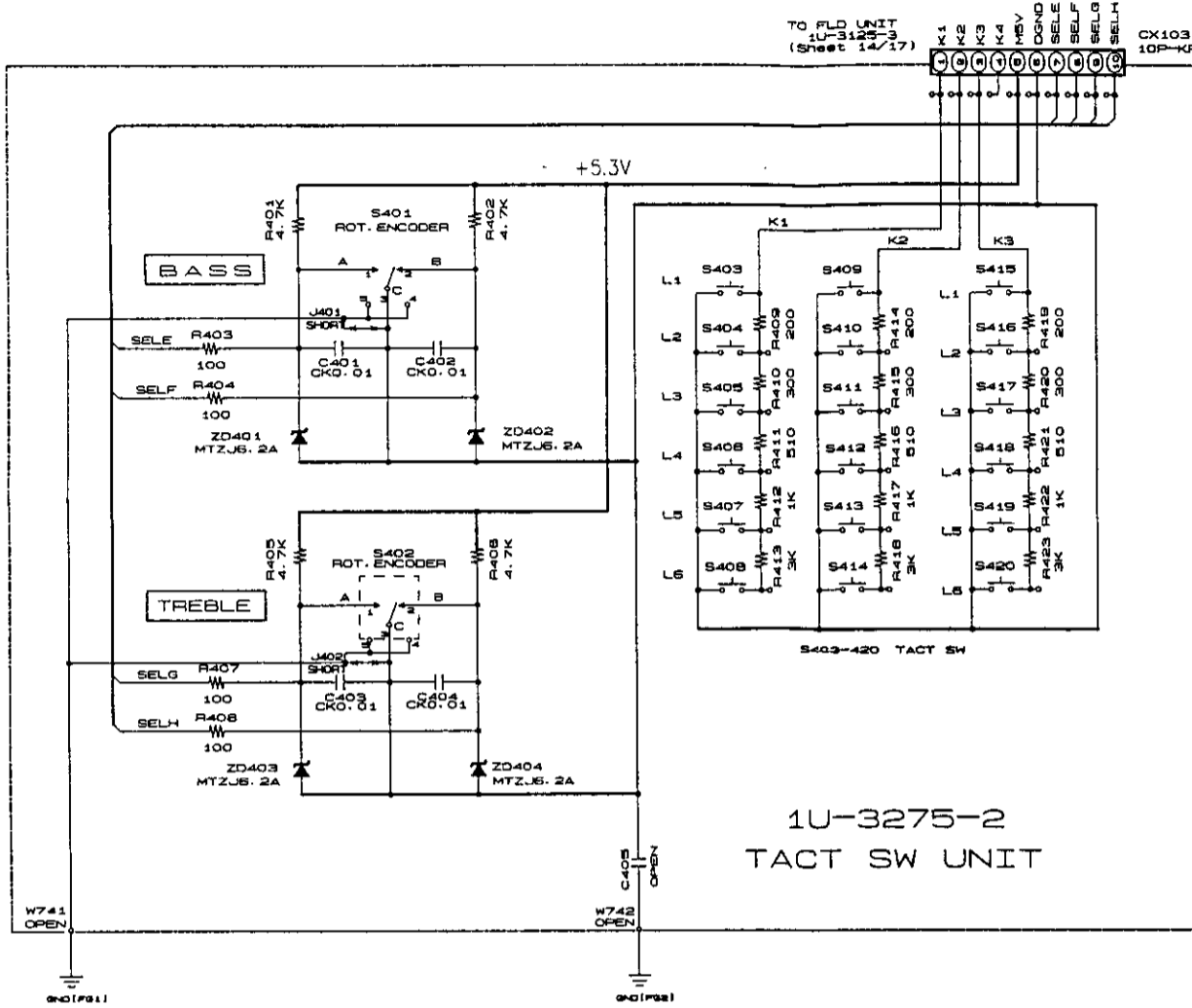
D

E

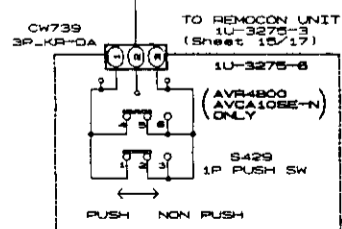
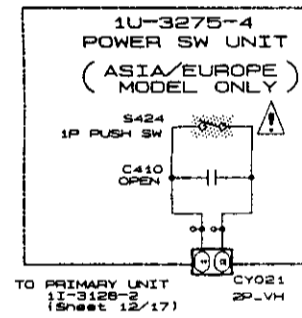
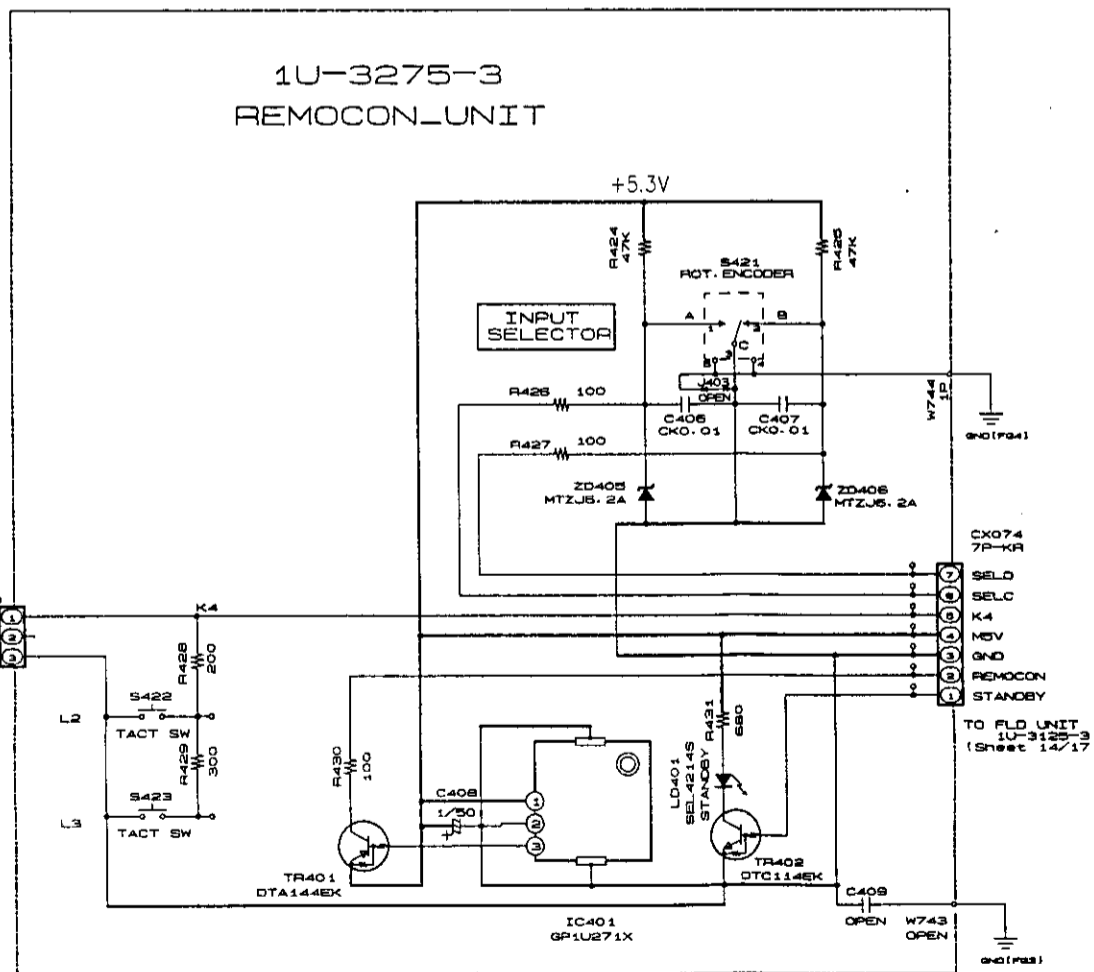
F

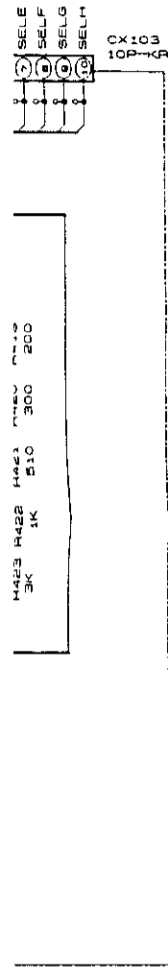
G

H

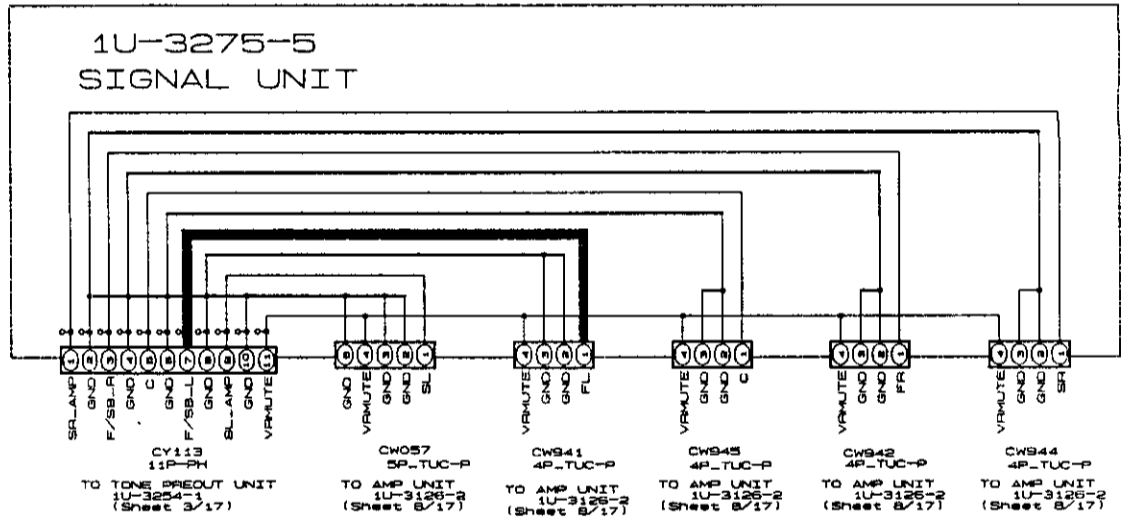
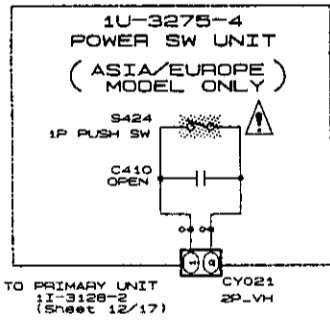
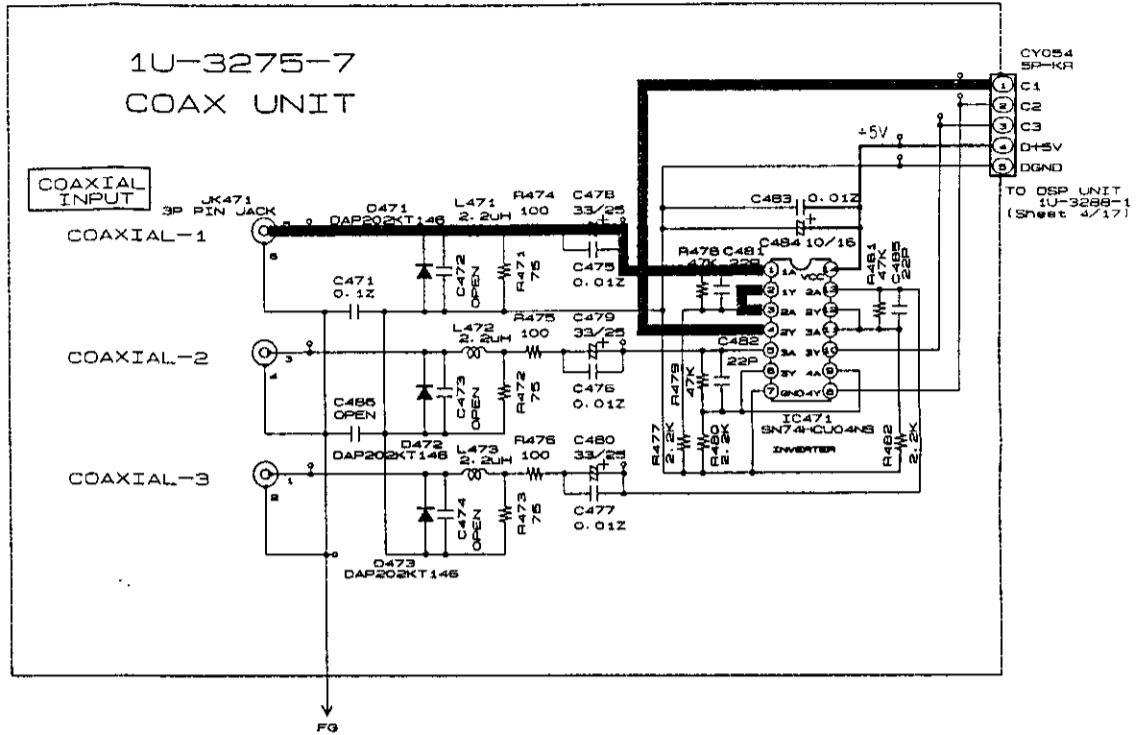


	K1	K2	K3
L1	SURROUND BACK	DIRECT	CH VO DOW
L2	INPUT MODE	STEREO	CH VO UP
L3	ANALOG	DOLBY/DTS SURROUND	REC/M SOUR
L4	60V/8CH EXT. IN	5CH STEREO	REC/M MOD
L5	VIDEO SELECT	DSP SIMULATION	DIMM
L6	TOE DEFEAT	SELECT	STA





	K1	K2	K3	K4
L1	SURROUND BACK	DIRECT	CH VOLUME DOWN	
L2	INPUT MODE	STEREO	CH VOLUME UP	HOME THX CINEMA
L3	ANALOG	DOLBY/DTS SURROUND	REC/MULTI SOURCE	TAPE-2 MONITOR
L4	5CH/5CH EXT. IN	5CH STEREO	REC/MULTI MODE	
L5	VIDEO SELECT	DSP SIMULATION	DIMMER	
L6	TOPE DEFEAT	SELECT	STATUS	

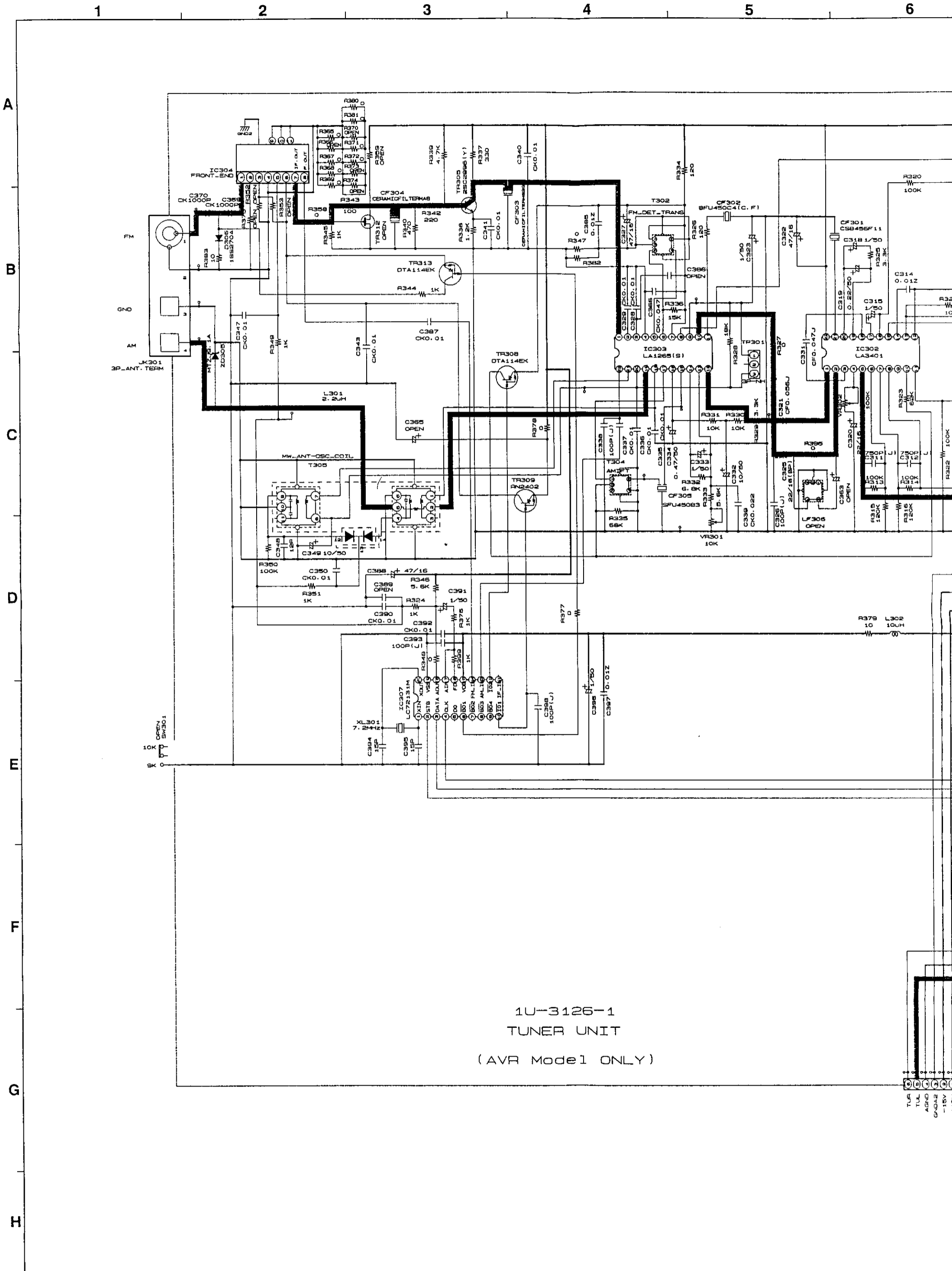


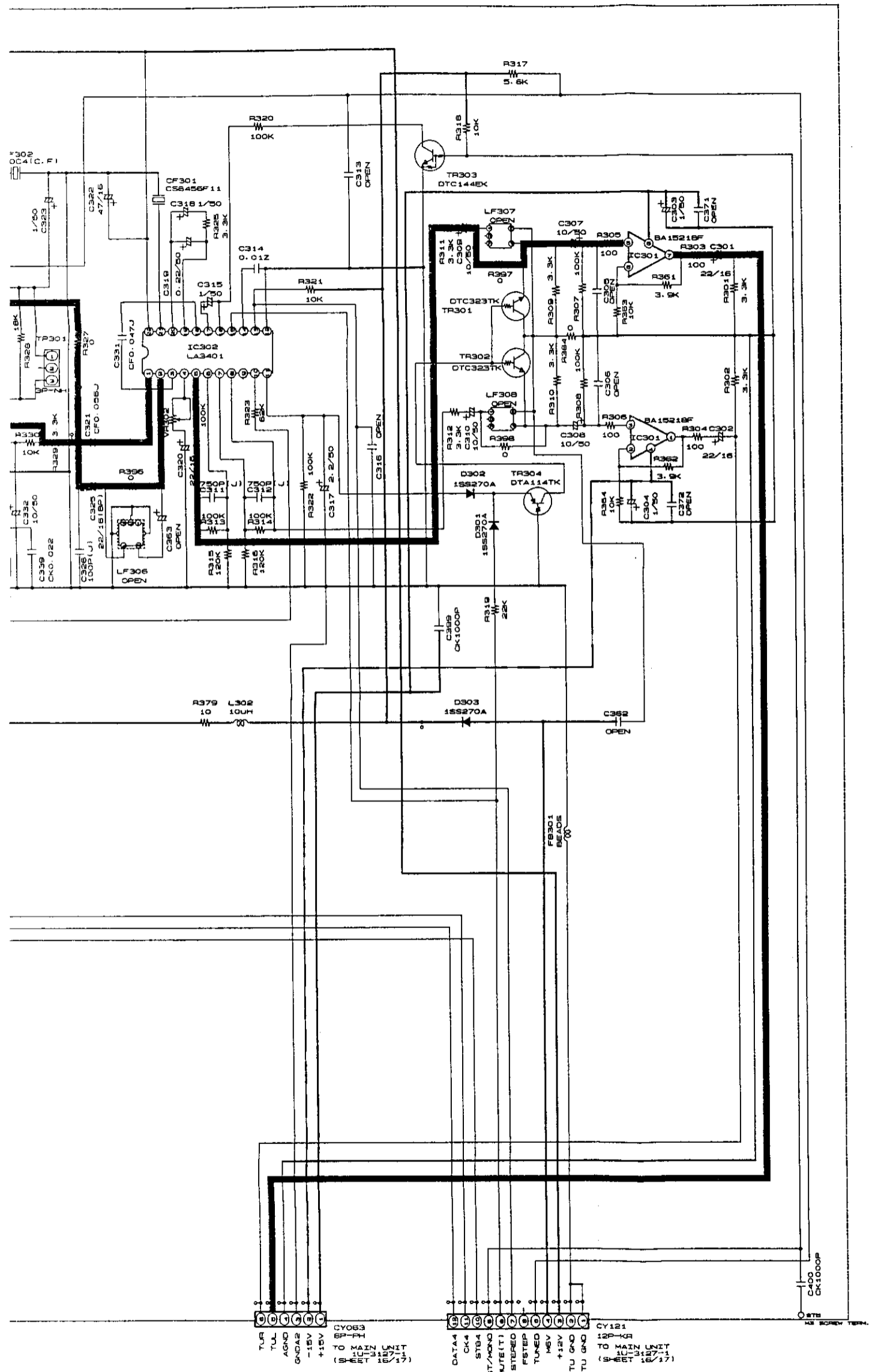
— +8 LINE
 — SIGNAL LINE

NOTICE
 ALL RESISTANCE VALUES IN OHM. k=1,000 OHM M=1,000,000 OHM
 ALL CAPACITANCE VALUES IN MICRO FARAD. P=MICRO-MICRO FARAD
 EACH VOLTAGE AND CURRENT ARE MEASURED AT NO SIGNAL INPUT CONDITION.
 CIRCUIT AND PARTS ARE SUBJECT TO CHANGE WITHOUT PRIOR NOTICE.

WARNING:
 Parts marked with this symbol have critical characteristics. Use ONLY replacement parts recommended by the manufacturer.
CAUTION:
 Before returning the unit to the customer, make sure you make either (1) a leakage current check or (2) a line to chassis resistance check. If the leakage current exceeds 0.5 milliamperes, or if the resistance from chassis to either side of the power cord is less than 460 kohms, the unit is defective.
WARNING:
 DO NOT return the unit to the customer until the problem is located and corrected.

SCHEMATIC DIAGRAMS (17/17)





NOTICE

ALL RESISTANCE VALUES IN OHM. k=1,000 OHM M=1,000,000 OHM
 ALL CAPACITANCE VALUES IN MICRO FARAD. P=MICRO-MICRO FARAD
 EACH VOLTAGE AND CURRENT ARE MEASURED AT NO SIGNAL INPUT
 CONDITION.
 CIRCUIT AND PARTS ARE SUBJECT TO CHANGE WITHOUT PRIOR
 NOTICE.

WARNING:

Parts marked with this symbol  have critical characteristics.
 Use ONLY replacement parts recommended by the manufacturer.

CAUTION:

Before returning the unit to the customer, make sure you make either (1) a
 leakage current check or (2) a line to chassis resistance check. If the leakage
 current exceeds 0.5 milliamps, or if the resistance from chassis to either side
 of the power cord is less than 460 kohms, the unit is defective.

WARNING:

DO NOT return the unit to the customer until the problem is located and
 corrected.

