

49

**NAD** **SERVICE**  
**MANUAL**

**3130**

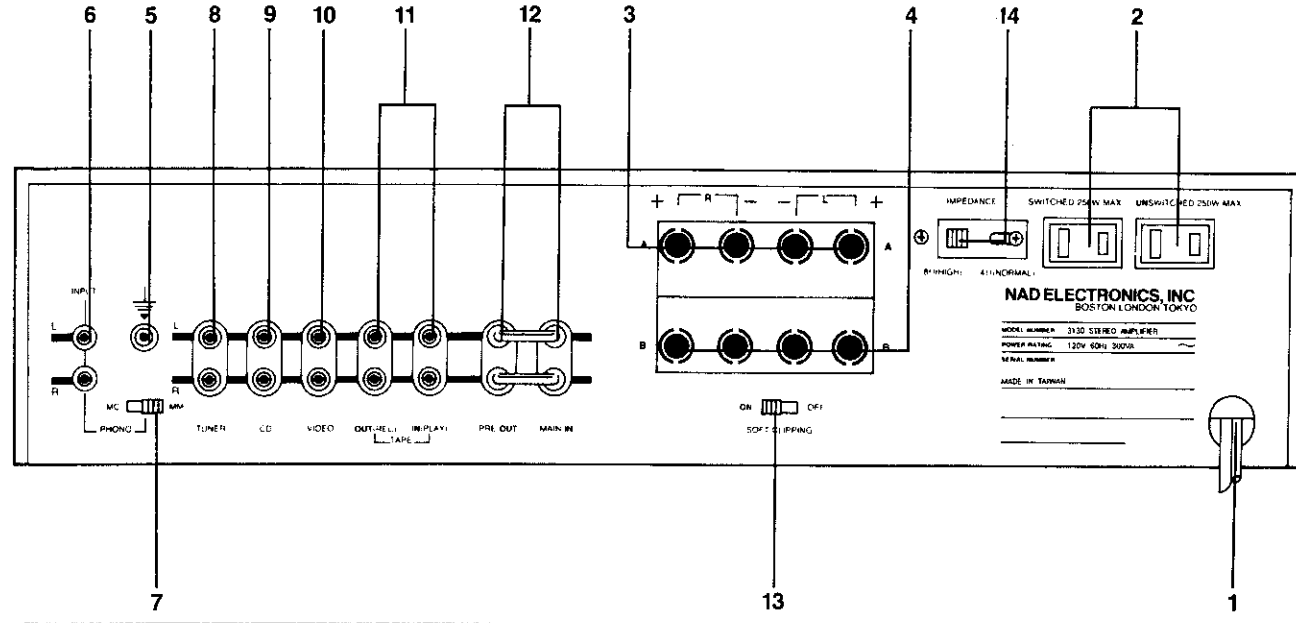
**STEREO AMPLIFIER**

## CONTENTS

REAR PANEL CONNECTIONS.....	PAGE 3
SPECIFICATIONS AND ALIGNMENT METHOD .....	PAGE 4
MAIN, VOLUME, PHONO, PCB COMPONENT LOCATION .....	PAGE 5, 6
PCB LAYOUT AND WIRING DIAGRAM .....	PAGE 7, 8
SCHEMATIC DIAGRAM.....	PAGE 9, 10
3130 PARTS LIST.....	PAGE 11-15
EXPLODED VIEW.....	PAGE 16
PACKING DIAGRAM .....	PAGE 17

**REAR PANEL**

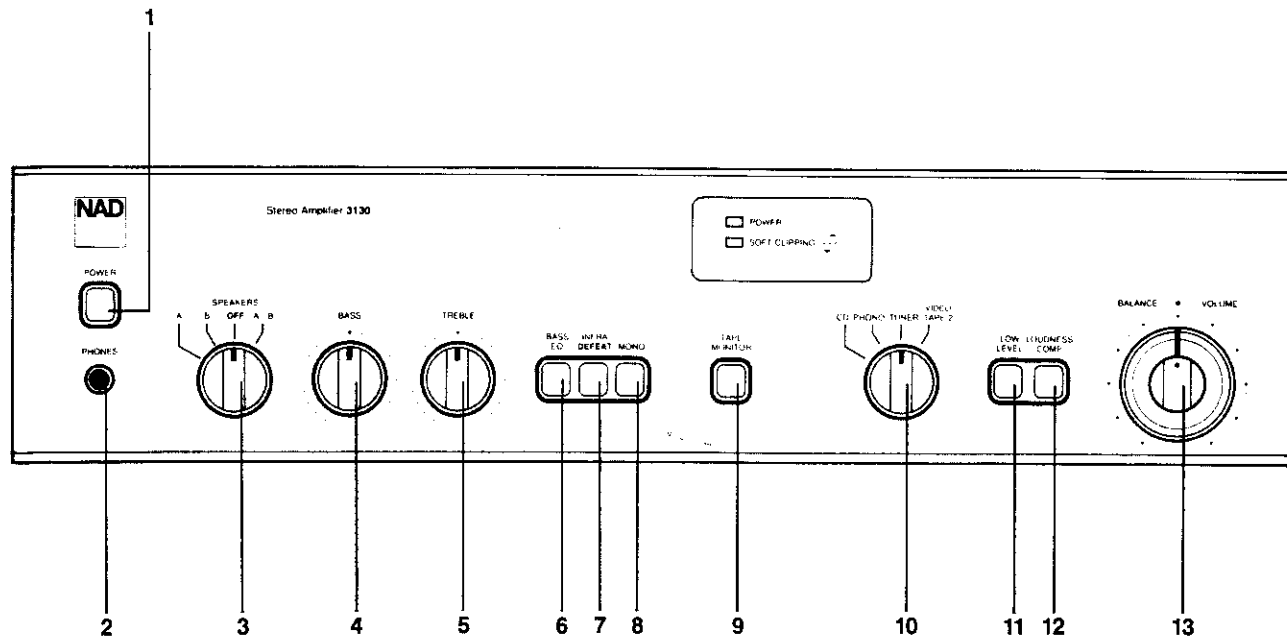
- 1. AC Line Cord.
- 2. AC Convenience Outlets.
- 3. Speakers A.
- 4. Speakers B.
- 5. Phono Ground.
- 6. Phono Input.
- 7. MM/MC Selector.
- 8. Tuner Input.
- 9. CD Input.
- 10. Video Input.
- 11. Tape Rec/Play.
- 12. Preamp Out, Main In.
- 13. Soft Clipping.
- 14. Speaker Impedance.



**FRONT PANEL**

- 1. Power.
- 2. Phones.
- 3. Speaker Selector.
- 4. Bass.
- 5. Treble.
- 6. Bass EQ.
- 7. Infrasonic Filter Defeat.
- 8. Mono.
- 9. Tape Monitor.
- 10. Input Selector.
- 11. Low Level.
- 12. Loudness Compensation.
- 13. Volume/Balance.

**CAUTION**  
 CAUTION: TO REDUCE THE RISK OF ELECTRIC SHOCK, DO NOT REMOVE COVER (OR BACK). NO USER-SERVICEABLE PARTS INSIDE. REFER SERVICING TO QUALIFIED SERVICE PERSONNEL.



**ALIGNMENT METHOD**

**AUDIO SECTION 3130**

**IMPORTANT**

Speaker Impedance switch should be in 8 ohm position while adjusting center voltage and idling current.

**INITIAL ADJUSTMENT (No load connected)**

**A. CENTER VOLTAGE**

1. Connect DC millivoltmeter to L channel output terminals.
2. Turn on and adjust to 0 V ± 30mV with VR401 (1K $\Omega$ ). Connect DC millivoltmeter to R channel output terminals and adjust VR402 to 0 V ± 30mV.

**B. IDLING CURRENT**

1. Remove solder short across R461 and R462.
2. Connect DC millivoltmeter across R461 (1 $\Omega$ ) (output transistor's collector resistor) and adjust RX1 for 26-30mV reading on meter. Repeat adjustment with RX2, connecting meter across R462 (1 $\Omega$ ).
3. Leave power on for minimum 5 minutes.

**FINAL ADJUSTMENT**

**C. CENTER VOLTAGE**

1. Repeat step A above.

**D. IDLING CURRENT**

1. Repeat step B and adjust with RX1, RX2 for 30mV reading on meter.
2. After the alignment is finished, 1 $\Omega$  resistor R461, 462 is shorted by solder short.

**Specifications, NAD 3130 Stereo Amplifier**

Note: Measurements references to 8 ohms are taken with the Speaker Impedance selector set to "8 $\Omega$  (High)." Measurements for 4 and 2 ohms are taken with the impedance selector at "4 $\Omega$  (Normal)." Specifications are measured in accordance with EIA Standard RS-490 (IF A-202) for amplifiers and ANSI-IEEE Standard 185 (1975) (IHF T-200) for tuners. Tuner sensitivity is measured via 75-ohm coaxial input and converted to equivalent 300-ohm values.

Power Amplifier Section, Stereo Mode	
CONTINUOUS AVERAGE POWER OUTPUT INTO 8 OHMS (min. RMS power per channel) Into 8 ohms, 20Hz-20kHz, both channels driven, with no more than the rated distortion)	30W
Rated distortion (THD), 20Hz-20kHz	0.03%
Clipping power (max. continuous power per channel)	8 ohms 45 W 4 ohms 48 W
IF dynamic headroom at 8 ohms	+3 dB
IHF dynamic power (max. short-term power per channel)	8 ohms 60 W 4 ohms 65 W 2 ohms 85 W
Slew rate	> 50
Damping factor (ref. 8 $\Omega$ at 50Hz)	> 50
Input Impedance	22 K $\Omega$
Input sensitivity for TW/40W out	.15/.84 V
Power amp gain	25 dB
THD (Total Harmonic Distortion, 20Hz-20kHz, from 250mW to rated output)	< 0.03%
SMPTE I.M. (Intermodulation Distortion, 60Hz 1.7kHz, 4:1, from 250mW to rated output)	< 0.03%
IHF I.M. (CCIF IM Distortion, (9+20kHz at rated output)	< 0.03%

**Bridged (Monophonic) Mode**

CONTINUOUS AVERAGE POWER OUTPUT INTO 8 OHMS (min. RMS power into 8 ohms, 20Hz-20kHz, with no more than the rated distortion)

IHF Dynamic Headroom at 8 ohms  
 Dynamic power (max. short-term output, 8 ohms)

**Preamplifier Section,**

Phono Input	
Input Impedance (MM or MC)	R = 47K $\Omega$ , C=100pF
Input sensitivity (1 kHz)	MM: 0.45mV for 1W out 2.5mV for 300W out MC: 0.04mV for 1W out 0.25mV for 30W out
Input overload at 20Hz/1kHz/20kHz	MM: 18mV/170mV/1.5V MC: 1.8mV/18mV/1.70mV
THD (20Hz-20kHz) and IM Dist. at +30 dB level	0.04%
RIIA response accuracy	0.5 dB
S/N ratio, IHF A-weighted, with cartridge connected	MM: 76 dB re 5 mV MC: 76 dB re 0.5mV

**Line Level Inputs (Aux, Tape)**

Input Impedance	P=15K $\Omega$ ; C=100pF
Input sensitivity	26mV for 1W out 145mV for 30W out
Maximum input signal	> 10V
Signal to noise ratio, A-weighted	85 dB re 1W 100 dB re 30W
Frequency response, 20Hz-20kHz	±0.5dB

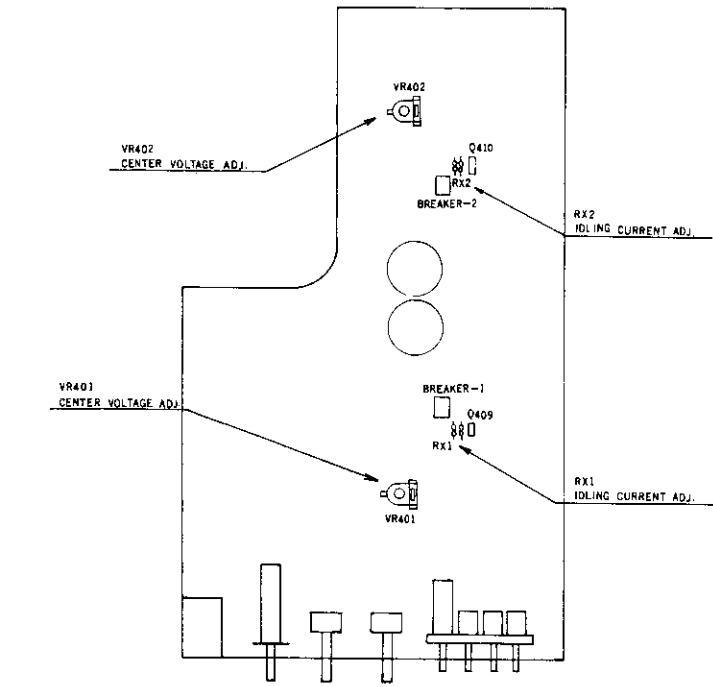
**Outputs**

Preamp output Impedance	800 ohms
Maximum output level	8V
Tape output impedance	1000 ohms
Tape output infrasonic filter	3 dB at 13 Hz, 12 dB/octave

**Controls**

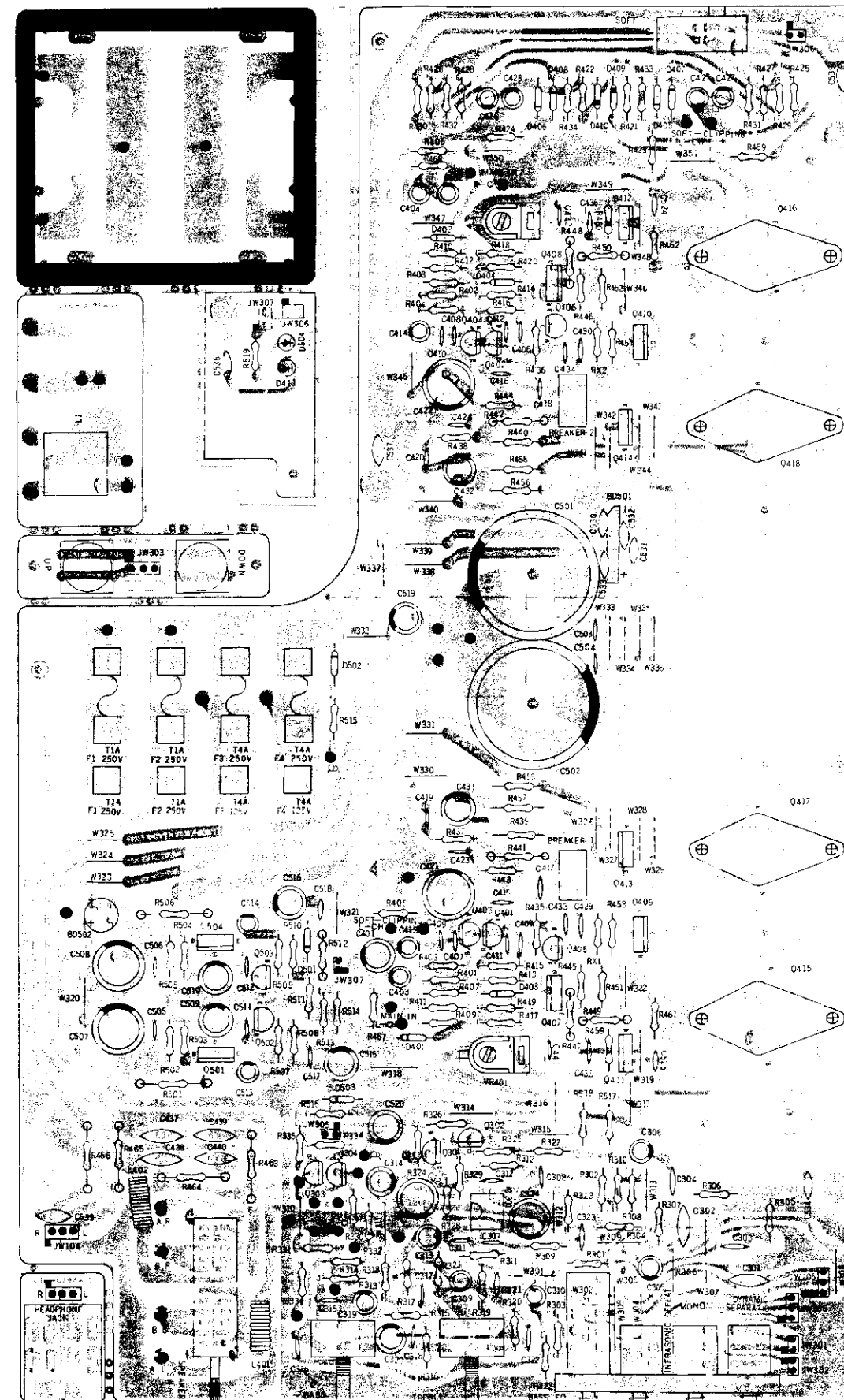
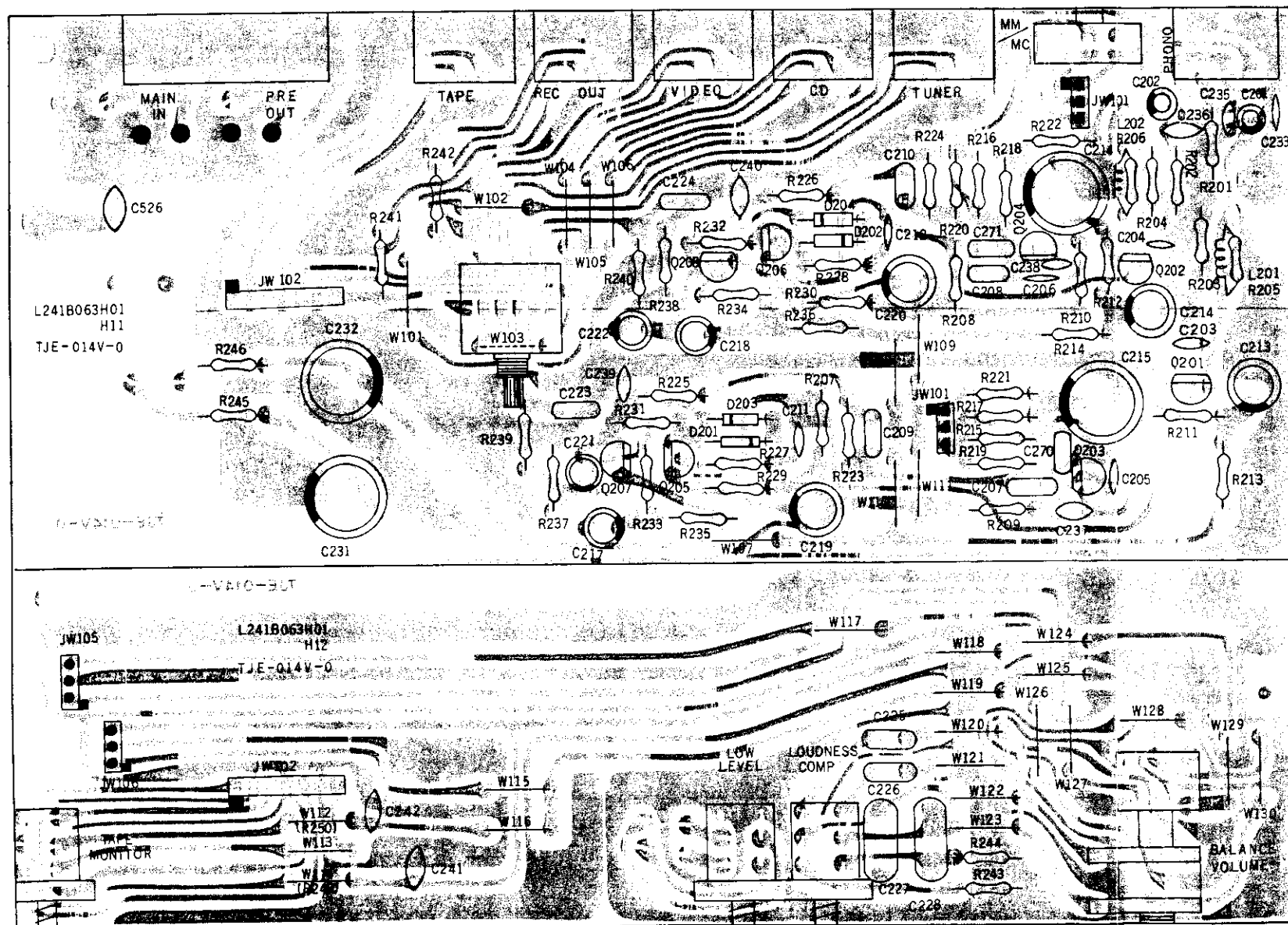
Treble	±7 dB at 10KHz
Bass	±7 dB at 100Hz
Speaker Equalization	+3 dB at 60 Hz +6 dB at 30 Hz -3 dB at 15 Hz
Infrasonic filter (switchable)	12 dB/octave
Audio muting (low level)	-20 dB

**FM Tuner Section**

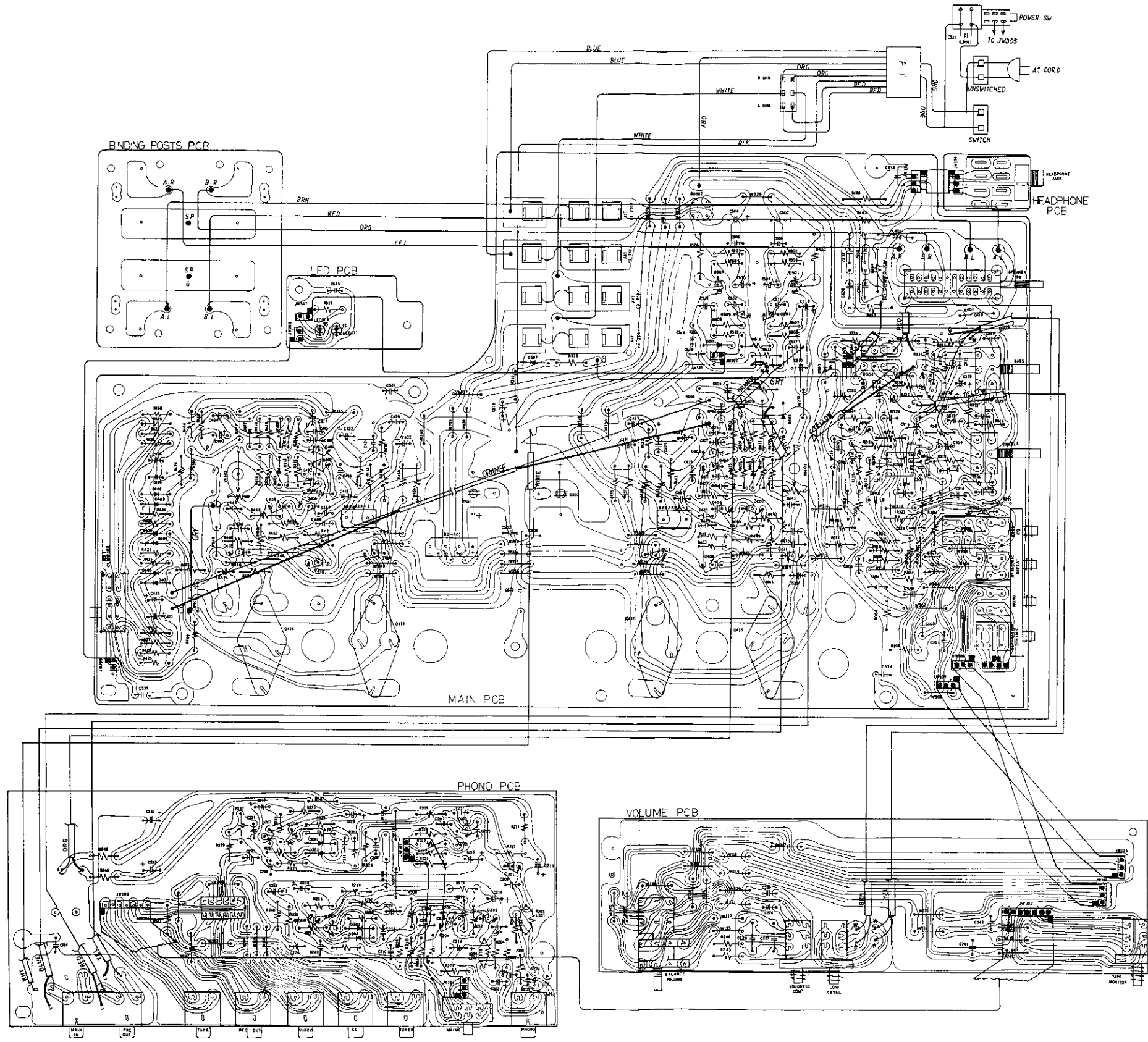


**AMPLIFIER ADJUSTMENT POINTS**

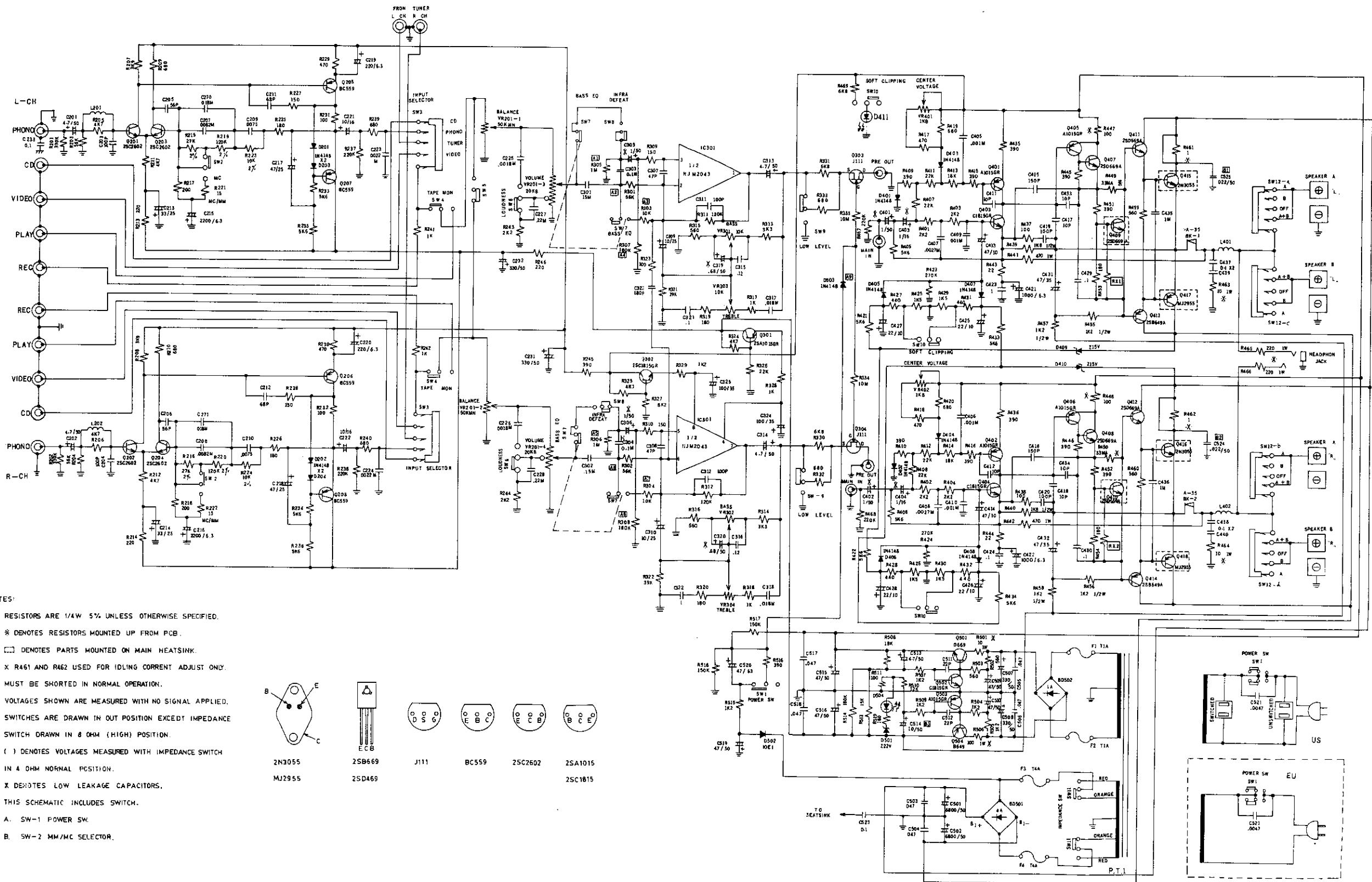
# MAIN, VOLUME, PHONO, PCB COMPONENT LOCATION



# PCB LAYOUT AND WIRING DIAGRAM

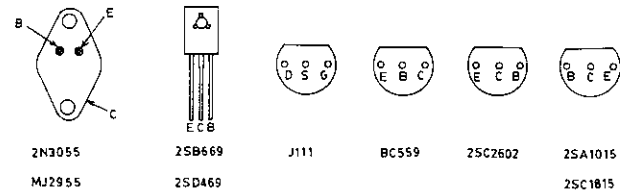


# SCHEMATIC DIAGRAM



**NOTES:**

1. RESISTORS ARE 1/4W 5% UNLESS OTHERWISE SPECIFIED.
2. \* DENOTES RESISTORS MOUNTED UP FROM PCB.
3. □ DENOTES PARTS MOUNTED ON MAIN HEATSINK.
4. X R461 AND R462 USED FOR IDLING CURRENT ADJUST ONLY. MUST BE SHORTED IN NORMAL OPERATION.
5. VOLTAGES SHOWN ARE MEASURED WITH NO SIGNAL APPLIED.
6. SWITCHES ARE DRAWN IN OUT POSITION EXCEPT IMPEDANCE SWITCH DRAWN IN 8 OHM (HIGH) POSITION.
7. ( ) DENOTES VOLTAGES MEASURED WITH IMPEDANCE SWITCH IN 4 OHM NORMAL POSITION.
8. X DENOTES LOW LEAKAGE CAPACITORS.
9. THIS SCHEMATIC INCLUDES SWITCH.
  - A. SW-1 POWER SW.
  - B. SW-2 MM/MC SELECTOR.



AD 3130 PARTS LIST

SYMBOL NO.	PART NO.	DESCRIPTION	REF	SYMBOL NO.	PART NO.	DESCRIPTION	REF
R201	L103Y214H49	330K		R249	L103Y022H19	Res, Carb. 1K ±5% 1/4W	C1
R202				R250			C1
R203	L103Y214H40	56K		R301	L103Y214H40	56K	
R204				R302			
R205	U103S014H27	4.7K		R303	L103Y214H31	10K	
R206				R304			
R207	L103Y214H26	3.9K		R305	L103Y214H55	1M	
R208				R306			
R209	L103Y214H17	680		R307	L103Y214H46	180K	
R210				R308			
R211	L103Y214H27	4.7K		R309	L103Y214H09	150	
R212				R310			
R213	L103Y214H11	220		R311	L103Y214H44	120K	
R214				R312			
R215	L103Y216H59	27K ±2%		R313	L103Y214H25	3.3K	
R216				R314			
R217	L103Y216H08	200		R315	L103Y214H16	560	
R218				R316			
R219	L103Y216H75	120K		R317	L103Y214H19	1K	
R220				R318			
R221	L103Y214H02	15 ±5%		R319	L103Y214H10	180	
R222				R320			
R223	L103Y216H49	10K ±2%		R321	L103Y214H38	39K	
R224				R322			
R225	L103Y214H10	180 ±5%		R323	L103Y214H07	100	
R226				R324	L103Y214H27	4.7K	
R227	L103Y214H09	150		R325			
R228				R326	L103Y214H35	22K	
R229	L103Y214H15	470		R327	L103Y214H30	8.2K	
R230				R328	L103Y214H19	1K	
R231	L103Y214H07	100		R329	L103Y214H20	1.2K	
R232				R330	L103Y214H29	6.8K	
R233	L103Y214H28	5.6K		R331			
R234				R332	L103Y214H17	680	
R235				R333			
R236				R334	L103Y214H59	10N	
R237	L103Y214H47	220K		R335			
R238				R401	L103Y214H23	Res, Carb. 2.2K ±5% 1/4W	
R239	L103Y214H17	680		R402			
R240				R403			
R241	L103Y214H19	1K		R404			
R242				R405	L103Y214H28	5.6K	
R243	L103Y214H23	2.2K		R406			
R244				R407	L103Y214H35	22K	
R245	L103Y214H13	330		R408			
R246	L103Y214H11	220		R409	L103Y214H14	390	
R247	U103S014H01	10	C1	R410			
R248			C1	R411	L103Y214H35	22K	
				R412			
				R413	L103Y214H34	18K	
				R414			
				R415	L103Y214H14	390	
				R416			
				R417	L103Y214H15	470	
				R418			
				R419	L103Y214H17	680	
				R420			
				R421			
				R422	L103Y214H28	5.6K	
				R423	L103Y214H48	270K	
				R424			
				R425	L103Y215H21	1.5K	

SYMBOL NO.	PART NO.	DESCRIPTION	REF
R426	L103Y215H21	Res, Carb. 1.5K ±5% 1/4W	
R427	L103Y022H80	440	
R428			
R429	L103Y214H21	1.5K	
R430			
R431	L103Y022H80	440	
R432			
R433	L103Y214H28	5.6K	
R434			
R435	L103Y214H14	390	
R436			
R437	L103Y214H07	100	
R438			
R439	U103S024H22	1.8K 1/2W	
R440			
R441	U105S006H21	Res, Metal 470 1W	
R442			
R443	L103Y214H03	Res, Carb. 22 1/4W	
R444			
R445	L103Y214H14	390	
R446			
R447	U103S104H07	100	
R448			
R449	U105S023H07	Res, Metal 33 ±10% 1/4W	
R450			
R451	L103Y214H14	Res, Carb. 390 ±5%	
R452			
R453	L103Y214H10	180	
R454			
R455	U103S024H20	1.2K 1/2W	
R456			
R457			
R458			
R459	L103Y214H16	560 1/4W	
R460	L103Y214H16		
R461	L103Y214H62	1	
R462			
R463	U105S006H01	Res, Metal 10 1W	
R464			
R465	U105S006H17	220	
R466			
R467	L103Y214H47	Res, Carb. 220K 1/4W	
R468			
R469	L103Y214H29	6.8K	
R501	U105S006H01	Res, Metal 10 1W	
R502	L103Y214H16	Res, Carb. 560 1/4W	
R503			
R504	L103Y214H20	1.2K	
R505			
R506	U105S006H13	Res, Metal 100 1W	
R507	L103Y214H20	Res, Carb. 1.2K 1/4W	
R508	L103Y214H34	18K	
R509	L103Y214H20	1.2K	
R510			
R511	L103Y214H07	100	
R513	L103Y214H33	15K	
R514	L103Y214H46	180K	
R515	L103Y214H20	1.2K	
R516	L103Y214H14	390	
R517	L103Y214H45	150K	
R518			
R519	L103Y022H10	Res, Carb. 180	
R520	U105S006H46	Res, Metal 10 2W	C1
R521			C1

SYMBOL NO.	PART NO.	DESCRIPTION	REF
R522	U105S006H46	Res, Metal. 10 ±5% 2W	C1
R523			C1
C201	L182Y322H63	Cap, El. 4.7µF +75-10% 50V	
C202			
C203	L140Y203H35	Cap, Cer. 100pF ±5% 50WV	
C204			
C205	L140Y203H29	56pF	
C206			
C207	L172Y306H12	Cap, Poly. 0.0082µF ±5% 50WV	
C208			
C209	L172Y004H01	0.0075µF	
C210			
C211	L140Y203H31	Cap, Cer. 68pF	
C212			
C213	L182Y322H36	Cap, El. 33µF +50-10% 25V	
C214			
C215	U182S022H07	2200µF +50-10% 6.3V	
C216			
C217	L182Y322H37	47µF 25V	
C218			
C219	L182Y322H03	220µF 6.3V	
C220			
C221	L182Y322H22	10µF 16V	
C222			
C223	L172Y306H05	Cap, Poly. 0.002µF ±5% 50WV	
C224			
C225	L172Y306H04	0.0018µF	
C226			
C227	U172S002H15	0.22µF	
C228			
C231	U182S022H70	Cap, El. 330µF +50-10% 50V	
C232			
C233	U140S020H51	Cap, Cer. 0.1µF ±10% 25WV	A1
C233			A
C233			B
C233			C
C233			B1
C233			C3
C233			C2
C235	U150S008H44	Cap, Cer. 220pF ±5% 50WV	C1
C236			C1
C237	U150S008H40	150pF	C1
C238			C1
C239	U150S008H44	220pF	C1
C240			C1
C241			C1
C242			C1
C243	U150S008H36	100pF	C1
C244			C1
C270	L172Y306H16	Cap, Poly. 0.018µF ±5% 50WV	
C271			
C301	U172S002H14	Cap, Poly. 0.15µF ±5% 50WV	
C302			
C303	U172S002H13	0.1µF	
C304			
C305	U182S033H40	Cap, El. 1µF +75-10% 50V	
C306			
C307	L140Y203H27	Cap, Cer. 47pF ±5% 50WV	
C308			
C309	L182Y322H34	Cap, El. 10µF +50-10% 25V	
C310			
C311	L140Y306H01	Cap, Cer. 100pF ±10% 50WV	
C312			
C313	L182Y322H63	Cap, El. 4.7µF +75-10% 50V	

SYMBOL NO.	PART NO.	DESCRIPTION	REF
C314	L182Y322H63	Cap, El. 4.7μF +75-10% 50V	
C315	L172Y306H26	Cap, Poly 0.12μF ±5% 50WV	
C316	"	" " " "	
C317	L172Y306H16	" 0.018μF " " "	
C318	"	" " " "	
C319	L180Y022H01	Cap, El. 0.68μF +75-10% 50V	
C320	"	" " " "	
C321	U172S002H13	Cap, Poly 0.1μF ±5% 50WV	
C322	"	" " " "	
C323	L140Y306H04	Cap, Cer. 180pF ±10% 50WV	
C324	U182S022H49	Cap, El. 100μF +50-10% 35V	
C325	"	" " " "	
C401	U182S033H40	Cap, El. 1μF +75-10% 50V	
C402	"	" " " "	
C403	"	" " " "	
C404	"	" " " "	
C405	L172Y306H01	Cap, Poly. 0.001μF ±5% 50WV	
C406	"	" " " "	
C407	L172Y306H06	" 0.0027μF " " "	
C408	"	" " " "	
C409	L172Y306H01	" 0.001μF " " "	
C410	"	" " " "	
C411	L140Y203H11	" 10pF ±0.5P " "	
C412	"	" " " "	
C413	L182Y322H13	Cap, El. 47μF +50-10% 10V	
C414	"	" " " "	
C415	L140Y306H03	Cap, Cer. 150pF ±10% 50WV	
C416	"	" " " "	
C417	L140Y203H11	" 10pF ±0.5pF " "	
C418	"	" " " "	
C419	L140Y306H01	" 100pF ±10% " "	
C420	"	" " " "	
C421	U182S022H06	Cap, El. 1000uF +50-10% 6.3V	
C422	"	" " " "	
C423	L140Y201H25	Cap, Cer. 0.1μF ±10% 25WV	
C424	"	" " " "	
C425	L182Y322H23	Cap, El. 22μF +50-10% 16V	
C426	"	" " " "	
C427	"	" " " "	
C428	"	" " " "	
C429	U172S002H13	Cap, Poly 0.1μF ±5% 50WV	
C430	"	" " " "	
C431	U182S022H77	Cap, El. 47μF +50-10% 63V	
C432	"	" " " "	
C433	L140Y203H11	Cap, Cer. 10pF ±0.5pF 50WV	
C434	"	" " " "	
C435	U172S002H13	Cap, Poly. 0.1μF ±5% 50WV	
C436	"	" " " "	
C437	U140S020H51	Cap, Cer. 0.1μF ±10% 25WV	
C438	"	" " " "	
C439	"	" " " "	
C440	"	" " " "	
C501	U180S016H01	Cap, El. 6800μF +50-10% 50V	
C502	"	" " " "	
C503	L140Y306H45	Cap, Cer. 0.047μF +80-20% 50WV	
C504	"	" " " "	
C505	"	" " " "	
C506	"	" " " "	
C507	U182S022H70	Cap, El. 330μF +50-10% 50V	
C508	"	" " " "	
C509	L182Y322H67	" 47μF + " "	
C510	"	" " " "	
C511	L140Y203H19	Cap, Cer. 22pF ±5% 50WV	

SYMBOL NO.	PART NO.	DESCRIPTION	REF
C512	L140Y203H19	Cap, Cer. 22pF ±5% 50WV	
C513	L182Y322H63	Cap, El. 4.7μF +75-10% 50V	
C514	U182S022H04	Cap, El. 10μF " " "	
C515	L182Y322H67	" 47μF " " "	
C516	"	" " " "	
C517	L140Y306H45	Cap, Cer. 0.047μF +80-20% 50WV	
C518	"	" " " "	
C519	U182S022H77	Cap, El. 47μF +50-10% 63V	
C520	U182S022H77	" 47μF " " 63V	
C521	U140Y007H07	Cap, Cer. 0.0047μF ±2% 400V	
C522	"	" " " "	
C523	U140S020H51	Cap, Cer. 0.1μF ±10% 25WV	
C524	U140S005H29	" 0.022μF +80-20% 50WV	
C525	"	" " " "	
C526	U140S005H27	" 0.01μF +80-20% 50WV	C1
C527	U140S005H27	" 0.01μF " " "	C1
C528	"	" " " "	C1
C529	U140S005H27	" 0.01μF " " "	C1
C530	"	" " " "	
C531	"	" " " "	
C532	"	" " " "	
C533	U140S005H27	" 0.01μF " 50WV	
C534	U140S005H27	" " " " "	C1
C535	U140S005H03	" " " " "	C1
C536	U140S005H27	" " " " "	C1
C537	U140S005H27	" " " " "	C1
C538	"	" " " "	C1
C539	"	" " " "	C1
C541	U140S005H07	" 0.0047μF " " "	
C542	"	" " " "	
C543	U140S005H03	" 0.001μF " " "	
C544	"	" " " "	
Q201	L260D023H02	TR 2SC2602 (G)	
Q202	"	" " " "	
Q203	"	" " " "	
Q204	"	" " " "	
Q205	L260D027H03	TR BC559B	
Q206	"	" " " "	
Q207	"	" " " "	
Q208	"	" " " "	
Q301	L260D020H03	TR 2SA1015 (GR)	
Q302	U260S061H03	TR 2SC1815 (GR)	
Q303	L260D028H01	TR FET J111	
Q304	"	" " " "	
Q401	L260D020H03	TR, 2SA1015 (GR)	
Q402	"	" " " "	
Q403	U260S061H03	TR, FET J111	
Q404	"	" " " "	
Q405	L260D020H03	TR, 2SA1015 (GR)	
Q406	"	" " " "	
Q407	L260D024H05	TR, 2SD669A (C)	
Q408	"	" " " "	
Q409	L260D024H05	TR, 2SD669 (C)	
Q410	"	" " " "	
Q411	L260D024H05	" " " "	
Q412	"	" " " "	
Q413	L260D021H05	TR, 2SB649A (C)	
Q414	"	" " " "	
Q415	L260D017H01	TR, 2N3055	
Q416	"	" " " "	
Q417	L260D018H01	TR, MJ2955	
Q418	"	" " " "	
Q501	L260D024H05	TR, 2SD669A (C)	



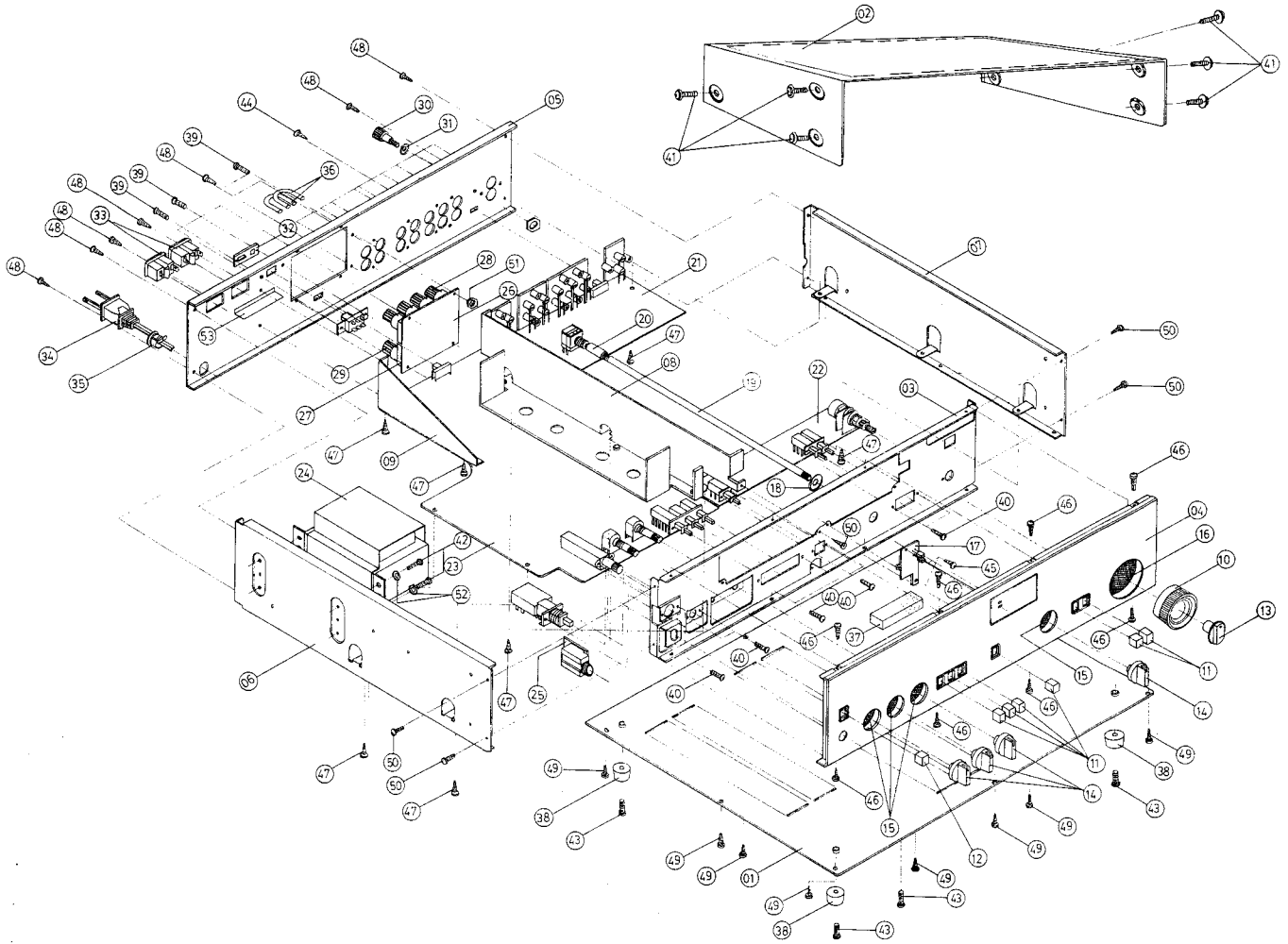
SYMBOL NO.	PART NO.	DESCRIPTION	REF
Q502	U260S061H03	TR, 2SC1815 (GR)	
Q503	L260D020H03	TR, 2SA1015 (GR0	
Q504	L260D021H05	TR, 2SB649A (C)	
D201	U264D037H01	DIODE 1N4148	
D202	"	"	
D203	"	"	
D204	"	"	
D401	U264D037H01	DIODE 1N4148	
D402	"	"	
D403	"	"	
D404	"	"	
D405	"	"	
D406	"	"	
D407	"	"	
D408	"	"	
D409	L264C003H53	DIODE ZENER UZ-15BL	
D410	"	"	
D501	L264C003H67	DIODE ZENER UZ-22BH	
D502	U264S003H01	DIODE 10E1	
D503	U264D037H01	" 1N4148	
BD501	L264D018H01	DIODE PBL403	
BD502	L264D017H01	" PB153M	
LED	L268Y026H01	LED SE-9421D GREEN	
LED	L268Y027H01	LED SE-9431D YELLOW	
IC301	L262C020H01	IC NJM2043 (D)	
L201	L351Y004H01	COIL-TORIC	
L202	"	"	
L301	361Y023H01	COIL-SPRING	
L302	"	"	
BK-1	L422Y001H01	BREAKER 3.5A	
BK-2	"	"	
VR201	L121Y009H01	VR VOLUME 20KB+50KMN	
VR301	L121Y010H01	VR 10KBx2	
VR302	"	"	
VR401	U127S001H03	VR-SEMI B1K x 2	
VR402	"	"	
SW	430Y010H01	SW-ROTARY SPK-SW	
SW	L431Y014H01	SW-SLIDE SOFT CLIPPING SW	
SW	L432Y045H01	SW-PUSH MONO/INFRA/BASS	
SW	L431Y012H01	SW-SLIDE MM/MC	
SW	L430Y009H01	SW-SELECT CD/PHONO/TUNE/AUX	
SW	L432Y028H01	SW-PUSH LOW LEVEL LOUDNESS	
SW	L432Y029H01	SW-PUSH TAPE MONITOR	
J	L440Y005H01	RCA JACK PHONO	
J	L440Y006H01	RCA JACK PREOUT/MAIN IN TAPE/REC-OUT	
J	L440Y008H01	RCA JACK TUNER/CD/AUX	
J	U451S015H01	JACK HEAD PHONE	
JP1-JP7	U685S223H01	PIN	
SW	L431Y013H01	SW, SLIDE 4Ω/8Ω	A1
SW	L431Y016H01	SW, SLIDE 4Ω/8Ω	A
SW	L431Y013H01	"	B
SW	L431Y013H01	"	C1
SW	L431Y013H01	"	C
SW	L431Y013H01	"	B1
SW	L431Y013H01	"	C3
SW	L431Y013H01	"	C2

SYMBOL NO.	PART NO.	DESCRIPTION	REF
SW	L432Y035H01	SW-POWER	A1
SW	"	"	A
SW	L432Y034H01	"	B
SW	"	"	C1
SW	"	"	C
SW	"	"	B1
SW	"	"	C3
SW	"	"	C2
PT	L350Y039H01	TRANS-POWER	A1
PT	L350Y032H01	"	A
PT	L350Y041H01	"	B
PT	L350Y042H01	"	C1
PT	L350Y042H01	"	C
PT	L350Y041H01	"	B1
PT	L350Y043H01	"	C3
PT	L350Y042H01	"	C2
F	U283S015H10	FUSE 1A	A1
F	"	"	A
F	U283S022H17	"	B
F	"	"	C1
F	"	"	C1
F	"	"	B1
F	U283S015H10	"	C3
F	U283S022H17	"	C2
F	U283S015H16	FUSE 4A-UL	A1
F	"	"	A
F	U283S022H22	" 4A-SEMKO	B
F	"	"	C1
F	"	"	C
F	"	"	B1
F	U283S015H16	" 4A-UL	C3
F	U283S022H22	"	C2
	L457D002H01	FUSE HOLDER	A1
	"	"	A
	L457D501H01	"	B
	"	"	C1
	"	"	C
	"	"	B1
	L457D002H01	"	C3
	L457D501H01	"	C2
	L230Y002H01	CONNECTOR	B
	L230Y002H01	"	C1
	"	"	C
	"	"	B1

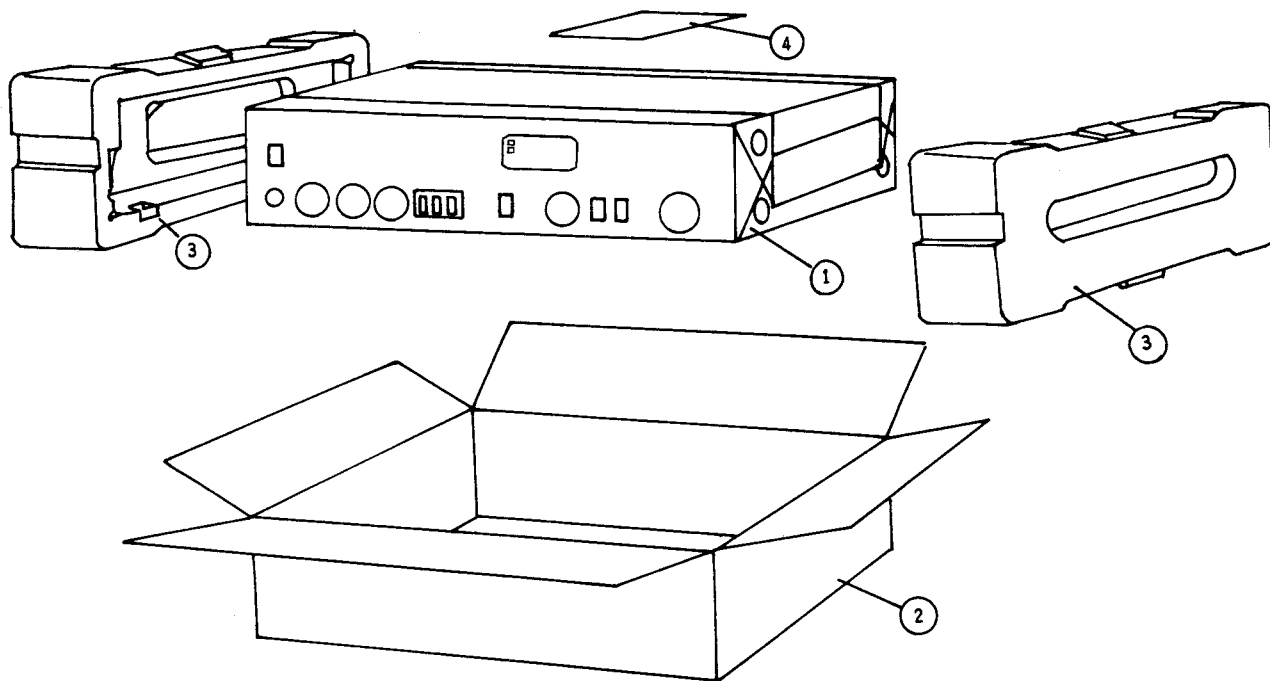
Item	Parts No.	Name	Q'ty
01	L580A001H01	Cover Bottom	1
02	L561A001H01	Cabinet	1
03	L582A001H01	Chassis, Front Sub	1
04	L702A017H01	Panel, Front	1
05	L582A002H04	Panel, Rear	A1 1
05	L582A002H04	"	A 1
05	L582A002H06	"	B 1
05	L582A002H07	"	C1 1
05	L582A002H07	"	C 1
05	L582A002H06	"	B1 1
05	L582A002H04	"	C3 1
05	L582A002H08	"	C2 1
06	L547B005H01	Frame (L)	1
07	L547B006H01	Frame (R)	1
08	L565B002H01	Heat Sink	1
09	L541C017H01	Bracker, PCB Support	1
10	L704D062H01	Knob Volume	1
11	L704D061H01	Knob, Function Selector	6
12	L704D061H02	Knob Power	1
13	L704D065H01	Knob Balance	1
14	L704D064H01	Knob Rotary	4
15	L550D037H01	Ring, Felt Tonecontrol	4
16	L550D037H02	Ring, Felt Volumecontrol	4
17	L241B072G30	PCB Ass'y Main (LED)	1
18	L550D036H01	Bearing Shaft	1
19	L531D017H01	Shaft, input Selector	1
20	L562D022H01	Sleeve, input Selector Switch	1
21	L241B073G10	PCB Ass'y Control (PHONO)	1
22	L241B073G20	PCB Ass'y Control (VOL)	1
23	L241B072G01	PCB Ass'y Main	1
24	L350Y039H01	Transformer, Main Power	1
25	L241B072G40	PCB Ass'y Headphone	1
26	L241B072G20	PCB Ass'y Binding Posts	1
27	L541B018H01	Binding Posts Loudspeaker	2
28	L704C013H01	Hand Post (BLK)	4
29	L704C013H02	Hand Post (RED)	4
30	L531D018H01	Binding Post Ground	1
31	U683D011H01	Washer Plane	1
32	L703D027H01	Plate Switch Lock	1
33	L449Y002H02	AC Socket	A1 2
33	L449Y002H02	"	A 2
33	L449Y002H02	"	C3 2
33	L449Y002H02	"	C2 2
34	L242Y501H01	AC Cord	A1 1
34	L242Y501H01	"	A 1
34	U242C872H06	"	B 1
34	U242C809H18	"	C1 1
34	U242C809H18	"	C 1
34	L242C013H01	"	B1 1
34	L242C013H01	"	C3 1
34	L242C809H18	"	C2 1
35	L540D501H01	Clamper	1
36	L291D006H01	Bar Link	1
37	L552D013H01	Cushion Sponge	1
38	L771D006H01	Foot Rubber	4
39	U650S065H19	Screw-BM3x6	6
40	U650S063H19	Screw-B M3x6	10
41	L650D005H03	Screw-B M4x8	6
42	U650S063H95	Screw-P M4x10	4
43	U650S025H31	Screw-P M4x10	4
44	U656S164H23	Screw-Tap 1-3x6	10
45	U656S263H23	Screw-Tap 2-3x6	2
46	U656S164H23	Screw-Tap 1-3x6	8
47	U656S263H23	Screw-Tap 2-3x6	11
48	U656S164H23	Screw-Tap 1-3x6	8

Item	Parts No.	Name	Q'ty
49	U656S263H23	Screw-Tap 2-3x6	8
50	U656S263H23	Screw-Tap 2-3x6	5
51	U670S003H02	Nut M3	4
52	U680S322H03	Washer Toothed 3	4
53	L840D009H01	Cover-AC Socket	A1 1
53	L840D009H01	"	A 1
53	L840D009H01	"	C3 1
53	L840D009H01	"	C2 1

# EXPLODED VIEW



# PACKING DIAGRAM



Item	Number	NAME	Q'ty
1	L831D002H01	Bag-Poly	1
2	L800D003H02	Carton Individual	1
3	L813A006H01	Styro Packing	2
4	L871B001H70	Instruction	1