

NAD SERVICE
MANUAL

1240
STEREO PREAMPLIFIER

CONTENTS
-1240-

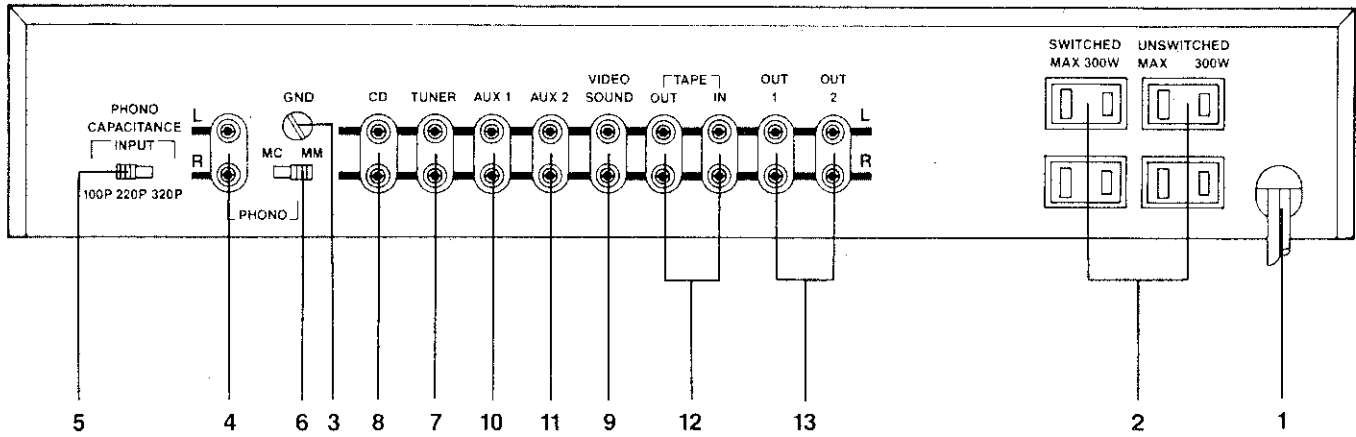
REAR / FRONT PANEL CONNECTIONS	PAGE 3
SPECIFICATIONS	PAGE 4
EXPLODED PARTS LIST	PAGE 5
EXPLODED VIEW	PAGE 6
SCHEMATIC DIAGRAM	PAGE 7 - 8
PCB LAYOUT AND COMPONENT LOCATION	PAGE 9 - 10
PARTS LIST	PAGE 11 - 12
PACKING DIAGRAM	PAGE 13

REAR PANEL

- 1. AC Line Cord.
- 2. AC Outlets (not in U.K. version).
- 3. Phono Ground.
- 4. Phono Input.
- 5. Phono Capacitance.
- 6. MM/MC Selector.
- 7. Tuner Input.
- 8. CD Input.
- 9. Video Sound Input.
- 10. Auxiliary 1 Input.
- 11. Auxiliary 2 Input.
- 12. Tape Input/Output.
- 13. Preamp Outputs (2).

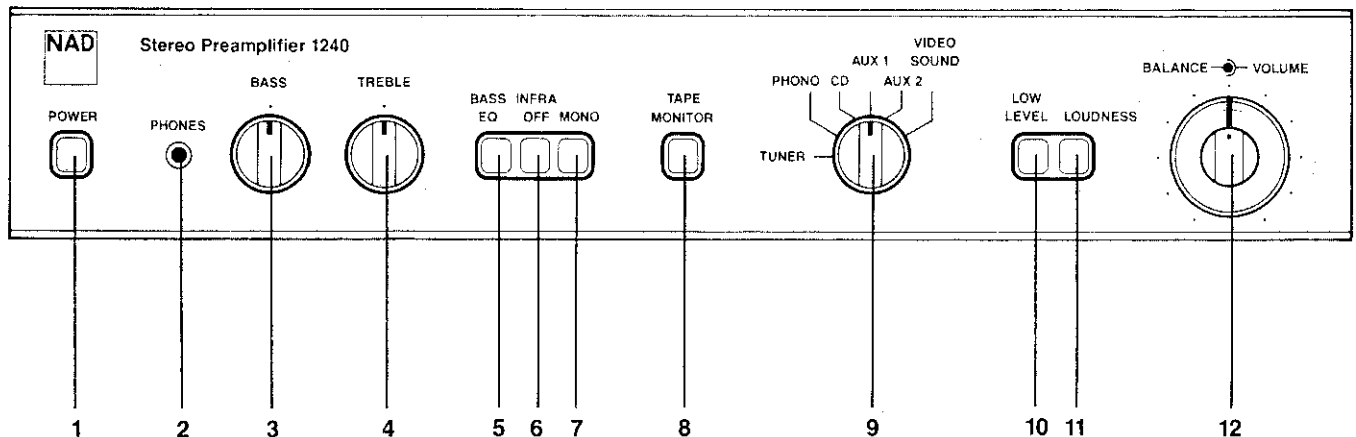
CAUTION
 RISK OF ELECTRIC SHOCK
 DO NOT OPEN

CAUTION TO REDUCE THE RISK OF ELECTRIC SHOCK, DO NOT REMOVE COVER (OR BACK). NO USER-SERVICEABLE PARTS INSIDE. REFER SERVICING TO QUALIFIED SERVICE PERSONNEL.



FRONT PANEL

- 1. Power.
- 2. Phones.
- 3. Bass.
- 4. Treble.
- 5. Bass EQ.
- 6. Infrasonic Filter Off.
- 7. Mono.
- 8. Tape Monitor.
- 9. Input Selector.
- 10. Low Level.
- 11. Loudness.
- 12. Volume/Balance.



Specifications

NAD 1240 Stereo PreAmplifier

Note: Specifications are measured in accordance with EIA Standard RS-490 (IHF A-202). Measurements referred to the Normal output. Output level are 13 dB higher at the High output; for this output, divide the normal input sensitivity by 4.6.

Phono Input

Input Impedance(MM or MC)		R=47Kohm C=100/226/320 pF
Input Sensitivity (1 KHz, 0.5V out)	MM	1.5 mV
	MC	100uV
Input Overload at 20Hz/1KHz/20KHz	MM	20/180/1500 mV
	MC	1.5/13/110 mV
Signal/Noise ratio, IHF A-weighted, with cartridge connected	MM	85 dB re 5 mV
	MC	75 dB re 0.5 mV
THD (20Hz-20KHz) and IM Distortion at +30 dB level		<0.04 %
RIAA response accurate		±0.5 dB

Line Level Inputs (Tuner, Type, CD, Video)

Input Impedance		R=15 Kohm C=100 pF
Input Sensitivity(0.5V out)		90 mV
Maximum Input Signal		>10 V
THD		0.01 %
Signal/Noise ratio, A-weighted		96 dB re 0.5V out
Frequency Response		20Hz-20KHz +0.5 dB

Outputs

Output Impedance	Tape (REC)	Source Z + 1000 ohms
	Normal	800 ohm
	High	150 ohm
	Phones	100 ohm (will drive all headphone impedances)
Maximum Output Level	Tape (REC)	9 V
	Normal	9 V
	High/Phones	13V into 50 Kohm load 9V into 600 ohm 300mV into 8 ohm

Controls

Treble		±7 dB at 10 kHz
Bass		±9.5 dB at 50 Hz
Bass Equalization		+2 dB at 70 Hz, +5 dB at 40 Hz
Infrasonic Filter		-3 dB at 9 Hz, 12 dB/octave
Low Level (audio muting)		-20 dB ±1 dB

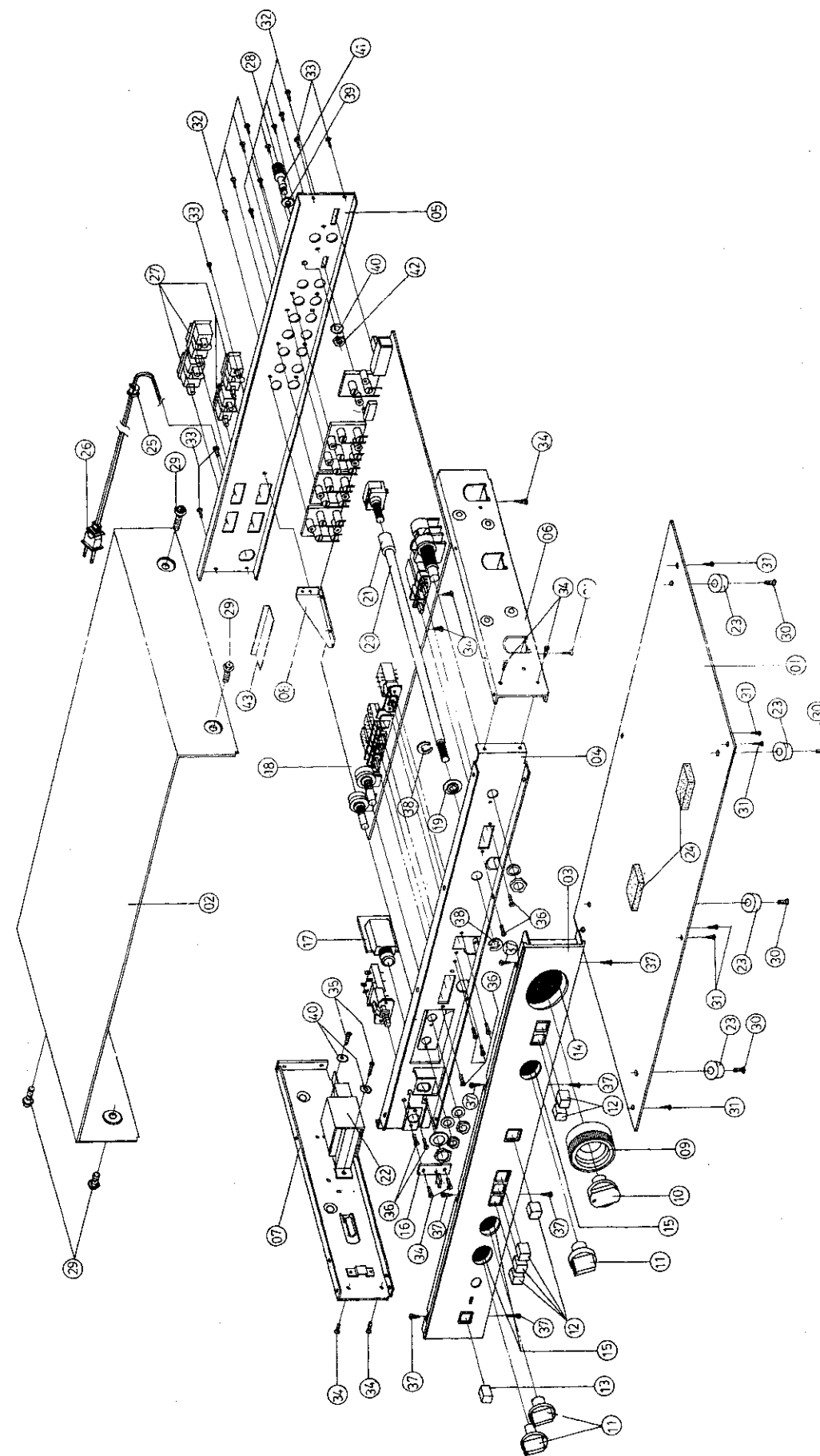
Physical Specifications

Width x Height x Depth		42cm.x 7.62cm.x 26cm. 6.5in.x 3in.x 10.25in.
Net Weight		4.25kg (9lb. 6oz.)
Shipping Weight		4.7 kg (10lb. 5oz.)
Power Consumption		50/60 Hz at 110, 120, 20, or 240 VAC 17 W

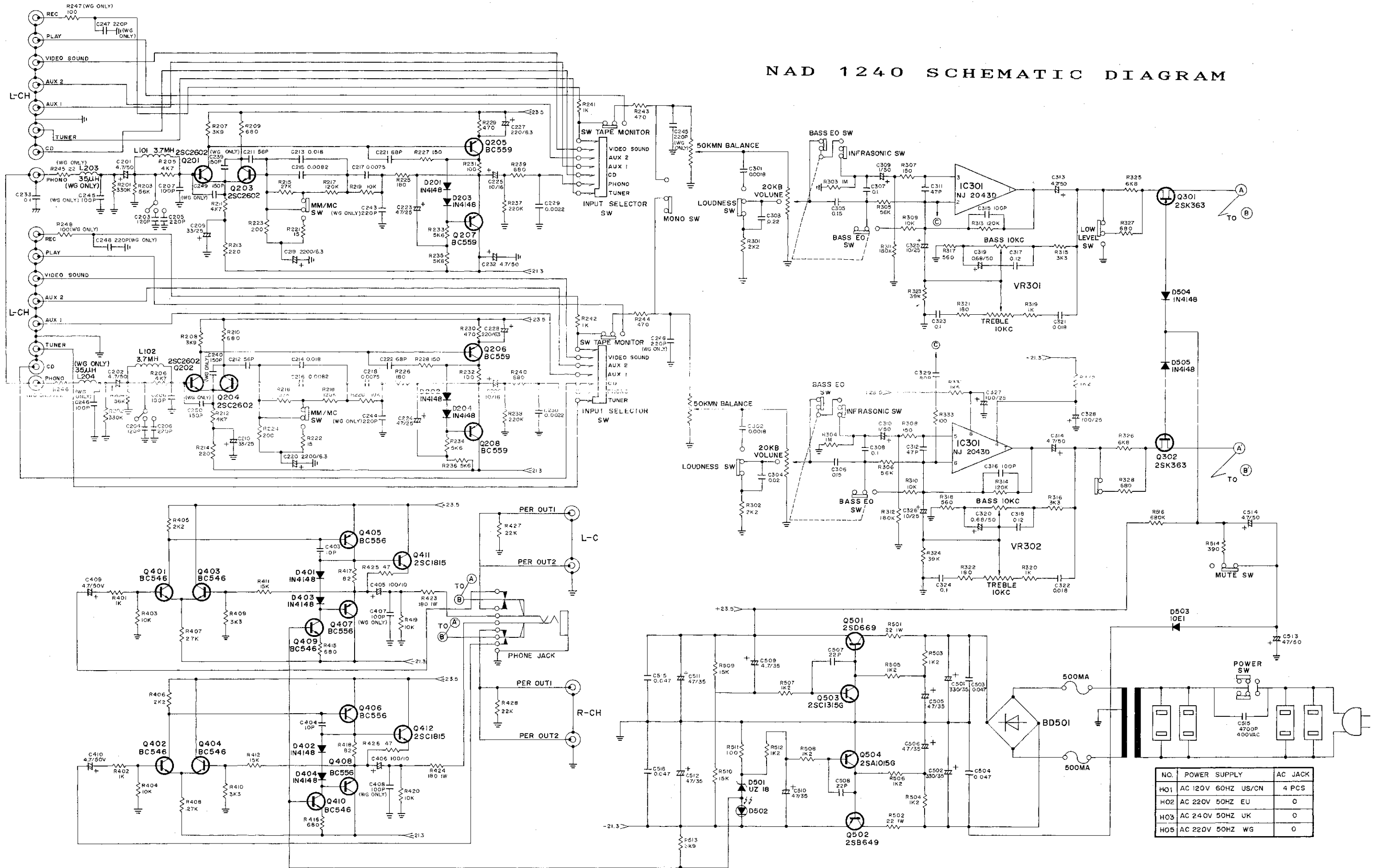
EXPLODED LIST

ITEM	PARTS NUMBER	DESCRIPTION	SPECIALITY	Q'TY
1	L580B004H01	CABINET-BOTTOM		1
2	L561B006H01	CABINET		1
3	L702A016H02	PANEL-FRONT		1
4	L547B009H01	CHASSIS FRONT SUB		1
5	L582B003H05	COVER-BACK		1
6	L547B008H01	FRAME (R)		1
7	L547B007H01	FRAME (L)		1
8	L541D089H01	BRACK, PCB SUPPORT		1
9	L704D062H01	KNOB-VOLUME		1
10	L704D065H01	KNOB-BALANCE		1
11	L704D064H01	KNOB-ROTTARY		3
12	L704D061H01	KNOB-PUSH		6
13	L704D061H02	KNOB-POWER		1
14	L550D037H02	FELT RING		1
15	L550D037H01	FELT RING		3
16	L241A066H13	PCB-MAIN	LED	1
17	L241A066H12	PCB-MAIN	HEADPHONE	1
18	L241A066H01	PCB-MAIN	(PRE AMP)	1
19	L550D036H01	GUIDE SHAFT		1
20	L531D017H02	SHAFT ROTARY		1
21	L562D022H01	SLEEVE, INPUT SELECTOR SW		1
22	L350Y078H01	TRANS-POWER	A2	1
22	L350Y049H01	TRANS-POWER	A1	1
22	L350Y050H01	TRANS-POWER	A	1
22	L350Y051H01	TRANS-POWER	B, B1	1
22	L350Y052H01	TRANS-POWER	C1, C, C2	1
22	L350Y053H01	TRANS-POWER	C3	1
23	L771D006H01	FOOT RUBBER, 12-1543		4
24	L552D015H01	CUSHION SPONGE		2
25	L540D501H01	CLAMPER		1
26	L242Y501H01	POWER-CORD	A1, A	1
26	U242C872H06	POWER-CORD	B	1
26	U242C809H19	POWER-CORD	C2, C1, C	1
26	L242Y013H01	POWER-CORD	B1	1
26	L242C310H01	POWER-CORD	C3	1
27	L449Y002H02	AC SOCKET		4
28	L531D018H01	SHAFTT-GND, 3020		1
29	L650D005H02	SCREW-B, M4X5		4
30	U650S025H31	SCREW-P	M4*10	4
31	U656S263H23	T-SCREW	2-3*6	6
32	U656S164H24	T-SCREW	1-3*8	10
33	U656S164H24	T-SCREW	1-3*8	5
34	U656S263H23	T-SCREW	2-3*6	10
35	U669S074H09	SCREW-METAL	TRANS FIX, 3*5	2
36	U650S063H19	SCREW-B	M3*6	8
37	U656S164H23	T-SCREW	1-3*6	8
38	U685S100H08	E-RING	5	2
39	L683D011H01	WASHER POST		1
40	U680S322H03	WASHER TOOTHED 3		3
41	L670D004H01	NUT, 3020	M3.5	1
42	L670D002H01	NUT-GND, 3020		1
43	L840D009H01	COVER AC SOCKET	A, A1, C2, C3	1

EXPLODED VIEW




NAD 1240 SCHEMATIC DIAGRAM



NO.	POWER SUPPLY	AC JACK
H01	AC 120V 60HZ US/CN	4 PCS
H02	AC 220V 50HZ EU	0
H03	AC 240V 50HZ UK	0
H05	AC 220V 50HZ WG	0

NAD 1240 PCB COMPONENT LOCATION



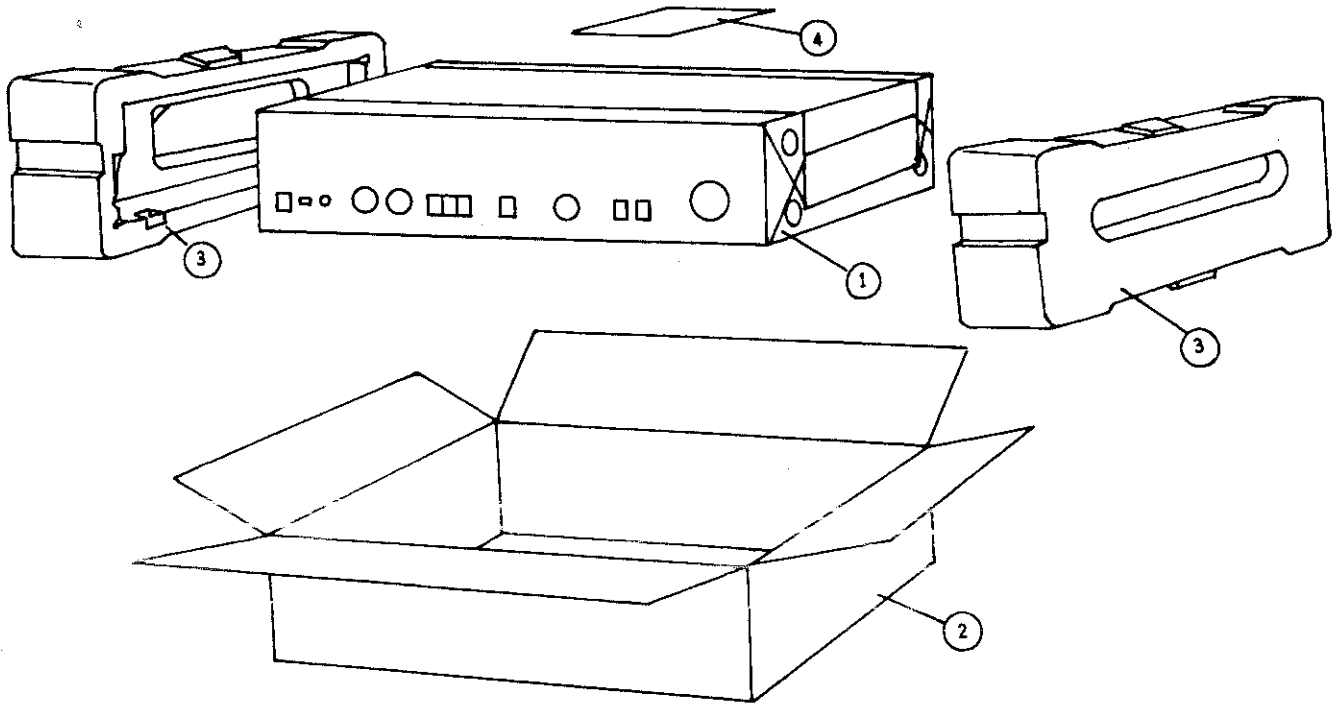
NAD 1240PE PARTS LIST

PARTS NUMBER	DESCRIPTION	SPECIALTY	Q'TY	PARTS NUMBER	DESCRIPTION	SPECIALTY	Q'TY
U656S263H23	T-SCREW	2-3*6	2	L103Y214H44	R313 R314	1/4W 120K	2
L541D089H01	ANGLE-PCB		1	L103Y216H75	R217 R218	1/4W 120K	2
U283S017H04	FUSE	250MA-UL	2	L103Y214H46	R311 R312	1/4W 680K-J	2
U283S022H27		250MA-SEMKO	2	L103Y214H53	R516	1/4W 220K-J	1
U838S101H01	BAND		6	L103Y214H47	R237 R238	1/4W 10D	2
L431Y021H01	SW-SLIDE,CAPACITANCE		1	L103Y214H55	R303 R304	50V 22J	2
L430Y018H01	SW-SELECT,CD/PHONO/TV/VIDEO/AUX1/AUX2		1	L140Y203H11	C-CERAMIC,C403 C404	50V 47J	2
L431Y012H01	SW-SLIDE, MM/MC		1	L140Y203H19	C507 C508	50V 56J	2
L432Y028H01	SW-PUSH,LOW LEVEL LOUDNESS		1	L140Y203H27	C311 C312	50V 68J	2
L432Y056H01	SW, TAPE-MONITOR		1	L140Y203H29	C211 C222	50V 101J	2
L4326045H01	SW, TAPNO/INF/BASS		1	L140Y203H31	C221 C222	50V 121J	2
L121Y010H01	VR301 VR302	10K	2	L140Y203H35	C207 C208 C315 C316	50V 221K	2
L121Y011H01	VR201	20KB+50KMN	1	L140Y203H37	C203 C204	50V 181K	2
U243C530H04	LEAD C413-CHASSIS	BLK	1	L140Y306H04	C205 C206	50V 473Z	4
L440Y016H01	PHONO, JACK-RCA		1	L140Y306H05	C329	50V 104K	1
L4406018H01	TUNER/CD/VIDEO/REC/OUY1/OUT2		2	L140Y201H25	C233	50V 182J	2
U243C530H07	LEAD C412-CHASSIS		1	L172Y306H04	C-C-PLY, C301 C302	50V 222J	2
L103Y214H02	CARBON,R211,R222	1/4W 15-J	2	L172Y306H05	C229 C230	50V 822J	2
L103Y214H70	R17 R418	1/4W 82-J	2	L172Y306H12	C215 C216	50V 25V 47	2
L103Y214H07	R231 R232 R333 R511	1/4W 100-J	4	L172Y306H16	C213 C214 C321 C322	50V 183J	4
L103Y214H09	R227 R228 R307 R308	1/4W 150-J	4	L172Y306H25	C307 C308 C323 C324	50V 104J	4
L103Y214H10	R225 R226 R321 R322	1/4W 180-J	4	L172Y306H26	C317 C318	50V 124J	2
L103Y216H08	R223 R224	1/4W 200-G	2	L172Y322H03	C-ELECT, C227 C228	6.3V 220	2
L103Y214H11	R213 R214	1/4W 220-J	2	L182Y322H14	C405 C406	10V 100	2
L103Y214H14	R514	1/4W 390-	1	L182Y322H22	C225 C226	16V 10	2
L103Y214H15	R229 R230 R243 R244	1/4W 470-J	4	L182Y322H38	C327 C328	25V 100	2
L103Y214H16	R317 R318	1/4W 560-J	2	L182Y322H37	C223 C224	25V 47	2
L103Y214H17	R209,210,239,240,327,328	1/4W 680-J	6	L182Y322H34	C325 C326	25V 10	2
L103Y214H17	R415 R416	1/4W 680-J	2	L182Y322H36	C209 C210	25V 33	2
L103Y214H19	R241,242,319,320,401,402	1/4W 1K-J	6	L182Y322H48	C511 C512	35V 17	2
L103Y214H20	R507 R508	1/4W 1.2K-J	2	L182Y322H63	C231 C232 C313 C314	50V 4.7	4
L103Y214H20	R512 R3332	1/4W 1.2K-J	2	L182Y322H67	C513	50V 47	1
L103Y214H21	R331	1/4W 1.5K-J	1	L103Y022H27	R-CARBON,R205 R206	1/4W 4.7K-J	2
L103Y214H23	R301 R302 R405 R406	1/4W 2.2K-J	4	L103Y022H20	R503 R504 R505 R506	1/4W 1.2K-J	4
L103Y214H25	R315 R316 R409 R410	1/4W 3.3K-J	4	L103Y022H35	R427 R428	1/4W 22K-J	2
L103Y214H26	R207 R208 R513	1/4W 3.9K-J	3	L103Y022H05	R425 R426	1/4W 47-J	2
L103Y214H27	R211 R212	1/4W 4.7K-J	2	L103Y022H49	R201 R202	1/4W 330K-J	2
L103Y214H28	R233 R234 R235 R236	1/4W 5.6K-J	4	L103Y022H38	R324	1/4W 39K-J	1
L103Y214H29	R325 R326	1/4W 6.8K-J	2	U103S017H03	R245 R246	1/4W 22-J	2
L103Y214H31	R309 R310	1/4W 10K-	2	U105S007H05	R-METAL,R501 R502	1W 22-J	2
L103Y214H31	R403 R404 R419 R420	1/4W 10K-J	4	U105S007H16	R423 R424	1W 180-J	2
L103Y216H49	R219 R220	1/4W 10K-	2	L103Y022H07	R-CARBON,R247 R248	1/4W 100-J	2
L103Y214H33	R411 R412 R590 R510	1/4W 15K-J	4	U243C092H21	POW LED	WHT	1
L103Y214H36	R407 R408	1/4W 27K-J	2	U243C592H27	LEAD-TAPE, MUTE	2P	1
L103Y216H59	R215 R216	1/4W 27K-J	2	U243C092H21	LEAD	3P	1
L103Y214H38	R323	1/4W 39K-J	1	L243C503H09	LEAD	50V 752J	2
L103Y214H40	R203 R204 R305 R306	1/4W 56K-J	4	L172Y004H01	C-POLY,C217 C218	50V 154J	2
L103Y214H40				L172Y002H14	C305 C306		

PARTS NUMBER	DESCRIPTION	SPECIALTY	Q'TY
L851D070H01	COLOR CODE TAG		1
L840D009H01	COVER-AC SOCKET		1
L242Y501H01	POWER-CORD		1
U242C872H06			1
U242C809H19	POWER-CORD		1
L242Y013H01			1
L242C310H01			1
U242C809H19			1
L243C091H10	BRN, L-L*2 R-R*2 L-R*1	LEAD	5
L449Y002H02	AC-SOCKET		4
L547B007H02	FRAME-L		1
U68S0322H03	WASHER-TOOTHED		2
U68S074H09	SCREW-METAL		2
L350Y078H01	TRANS-POWER, A2		1
L350Y049H01	TRANS-POWER, A1		1
L350Y050H01	TRANS-POWER		1
L350Y051H01	TRANS-POWER		1
L350Y052H01	TRANS-POWER		1
L350Y053H01	TRANS-POWER		1
L547B009H02	CHASSIS-MAIN		1
L531D017H02	SHAFT-ROTARY		1
L550D036H01	GUIDE-SHAFT		1
L526D022H01	CONNECTOR-SHAFT		1
L550D037H01	FELT RING		3
L550D037H02			3
U68S5100H08	E-RING	5	2
U65S063H19	SCREW-B,SW*8	M3*6	8
U65S263H23	T-SCREW	2-3*6	6
L432Y035H01	SW-POWER		1
L532Y034H01			1
U140Y007H07	C-CERAMIC, C517	400V 472M	1
L243C083H24	LEAD POWER SW	ORG	1
L243C086H24	POWER SW	BLU	1
L580B004H01	CABINET-BOTTOM		1
L840D010H01	COVER-PVC		1
L851D071H01	LABEL-WARNING		1
L771D006H01	FOOT RUBBER,12-1543		4
L739D001H02	STOPPER-WASHER		1
U65S025H31	SCREW-P	M4*10	4
U65S263H23	T-SCREW	2-3*6	6
L851D056H01	LABEL-QA		1
L552D015H02	CUSHION-PCB		1
L552D015H01			1
L702A016H02	PANEL-FRONT		1
L704D061H01	KNOB-PUSH		1
L704D061H02	KNOB-POWER		6
L704D062H01	KNOB-VOLUME		1
L704D065H01	KNOB-BALANCE		1
L704D064H01	KNOB-ROTARY		1

PARTS NUMBER	DESCRIPTION	SPECIALTY	Q'TY
L172Y002H15	C303 C304	50V 224J	2
U182S022H07	C-ELECT,C290 C220	6.3V 2200	2
U182S022H63	C409 C410 C201 C202	50V 4.7	4
U182S022H51	C501 C502	35V 330	2
L180Y022H01	C319 C320 L.L.	50V 0.68	2
U182S033H40	C309 C310 L.L.	50V 1	2
U182S022H48	C505 C506	35V 47	2
L351Y007H01	COIL-TORIC,L203 L204		2
L351Y004H01	L201 L202	3.7MN	2
L264D037H01	D201,202,203,204,504,505	IN4148	6
U264D037H01	D401 D402 D403 D404	IN4148	4
U264S003H01	D503	10E1	1
U264S003H61	D501	UZ-18B(H)	1
L264D017H01	BD501	PB153M	1
U053S271H04	SOLDER-RESIN		22
U092D001H01	IPA		1
U094D001H01	FLUX		1
U070S670H01	SVGS-UL 130mm*1 pcs	1 DIA	0.1
U262C020H01	IC 301	NJM2043(D)	1
L260D036H01	TR301,TR302	2SK363(GR)	2
L260D020H03	TR504	2SA1015(GR)	1
U260S061H03	TR503 TR411 TR412	2SC1815(GR)	3
L260D024H05	TR501	2SD669A(C)	1
L260D021H05	TR502	2SB649A(C)	1
L260D023H02	TR201,202,203,204	2SC2602(G)	4
L260D027H03	TR205,206,207,208	BC559B	4
L260D034H02	TR401,402,403,404	BC546(A)	4
L260D035H06	TR405,406,407,408	BC557B	4
L260D034H02	TR409 TR410	BC546(A)	2
L457D004H01	FUSE HOLDER		4
U150S008H36	CC,C235,236,407,408	50V 101J	4
U150S008H40	C239 C240 C249 C250	50V 151J	4
U685S223H01	PIN		4
U150S008H44	C243,244,247,248,245,246	C-C, 50V 221J	6
U140S005H29	C411 C412 C413	50V 223Z	3
L241A066H12	PCB-MAIN	HEADPHONE	1
L451Y017H01	PCB TYPE 9 PIN JACK	LED	1
L241A066H13	PCB-MAIN	SE-9421D	1
L268Y026H01	LED POWER (GRN)		1
L582B003H05	COVER-BACK		1
L540D501H01	CLAMPER		1
L851D065H01	LABEL-VOLTAGE		1
L851D065H01	LABEL-AC		1
L670D002H01	NUT-GND, 3020		1
L531D018H01	SHAFTT-GND, 3020		1
L670D004H01	NUT, 3020		1
L683D011H01	WASHER-PLANE, 3020	M3.5	1
U680S322H04	WASHER-TOOTHED		1
U656S164H24	T-SCREW		14
L851D069H01	AC CORD TAG		1

PACKING DIAGRAM



PACKING LIST FOR NAD-1240

ITEM	PARTS NO.	NAME	Q'TY
1	L871B003H77	OWNER'S MANUAL	1
2	L831D003H01	PE BAG	1
3	L813A010H01	POLYLON	2
4	L800D004H03	GIFT BOX	1