




SR-903
SR-803
SR-703


SERVICE MANUAL

English
Deutsch
Français


No. 114



SR-903 (Black type)



SR-803 (Gold type)



SR-703 (Gold type)

STEREO RECEIVER

JULY 1977

SPECIFICATIONS

	SR-903	SR-803	SR-703
FM SECTION			
Frequency range	88-108MHz	88-108MHz	88-108MHz
Usable sensitivity	1.2μV (DIN), 1.6μV (IHF)	1.5μV (DIN), 1.7μV (IHF)	1.6μV (DIN), 1.8μV (IHF)
Signal-to-noise ratio	Mono: 74dB Stereo: 68dB	Mono: 74dB Stereo: 68dB	Mono: 74dB Stereo: 68dB
Harmonic distortion	Mono: 0.2% Stereo: 0.3%	Mono: 0.2% Stereo: 0.3%	Mono: 0.3% Stereo: 0.4%
100Hz	Mono: 0.15% Stereo: 0.25%	Mono: 0.15% Stereo: 0.25%	Mono: 0.2% Stereo: 0.3%
1 kHz	Mono: 0.25% Stereo: 0.3%	Mono: 0.25% Stereo: 0.3%	Mono: 0.3% Stereo: 0.3%
6 kHz			
Frequency response	30Hz-15kHz (±1dB)	30Hz-15kHz (±1dB)	30Hz-15kHz (±1dB)
Image response ratio	85 dB	85 dB	56 dB
Spurious response ratio	100 dB	100 dB	80 dB
IF response ratio	100 dB	100 dB	90 dB
Alternate channel selectivity	80 dB	80 dB	60 dB
Capture ratio	1 dB	1 dB	1 dB
AM suppression	55 dB	55 dB	55 dB
Stereo separation	45 dB (1 kHz)	45 dB (1 kHz)	40 dB (1 kHz)
Sub-carrier suppression	65 dB	65 dB	—
SCA rejection	65 dB	65 dB	65 dB
Muting threshold	14 μV	14 μV	14 μV
Antenna input	300 ohms balanced, 75 ohms unbalanced	300 ohms balanced, 75 ohms unbalanced	300 ohms balanced, 75 ohms unbalanced
AM SECTION			
Frequency range	530-1,605kHz	530-1,605kHz	530-1,605kHz
Sensitivity	300μV/m (S/N 20dB) 20μV (IHF, ext. antenna)	300μV/m (S/N 20dB) 20μV (IHF, ext. antenna)	300μV/m (S/N 20dB) 20μV (IHF, ext. antenna)
Image rejection	70 dB	50 dB	50 dB
IF rejection	90 dB	50 dB	50 dB
Selectivity (IHF)	40 dB	35 dB	36 dB
Signal-to-noise ratio	50 dB	50 dB	50 dB
Antenna	Ferrite and separate terminal	Ferrite antenna	Ferrite antenna
AUDIO SECTION			
Output			
RMS power	75W/ch + 75W/ch	50W/ch + 50W/ch	40W/ch + 40W/ch
(Both channels driven)	(8 ohms, 20Hz-20kHz, T.H.D. 0.1%) 95W/ch + 95W/ch (8 ohms, 1kHz, T.H.D. 0.1%) 105W/ch + 105W/ch (4 ohms, 1kHz, T.H.D. 0.1%) 160W/ch + 160W/ch (8 ohms)	(8 ohms, 20Hz-20kHz, T.H.D. 0.1%) 60W/ch + 60W/ch (8 ohms, 1kHz, T.H.D. 0.1%) 70W/ch + 70W/ch (4 ohms, 1kHz, T.H.D. 0.1%) 80W/ch + 80W/ch (8 ohms)	(8 ohms, 20Hz-20kHz, T.H.D. 0.3%) 55W/ch + 55W/ch (8 ohms, 1kHz, T.H.D. 0.3%) 60W/ch + 60W/ch (4 ohms, 1kHz, T.H.D. 0.3%) 65W/ch + 65W/ch (8 ohms)
Music power (IHF)	10Hz-50kHz	10Hz-40kHz	10Hz-30kHz
Power bandwidth	10Hz-30kHz (±1dB)	10Hz-30kHz (±1dB)	10Hz-30kHz (±1dB)
Frequency characteristics			
Harmonic distortion	Less than 0.1%	Less than 0.1%	Less than 0.3%
(at rated output)	Less than 0.03%	Less than 0.05%	Less than 0.07%
(at ½ rated output)			
Intermodulation distortion	0.3%	0.4%	Less than 0.5%
(at rated output)	0.03%	0.05%	Less than 0.1%
(at ½ rated output)			
Input sensitivity	(at 80W output, 1kHz)	(at 55W output, 1kHz)	(at 45W output, 1kHz)
PHONO	1.9mV (47 k-ohms)	2.5mV (47 k-ohms)	2.5mV (47 k-ohms)
AUX	150mV (50 k-ohms)	150mV (50 k-ohms)	200mV (50 k-ohms)
TAPE-1	150mV (50 k-ohms)	150mV (50 k-ohms)	200mV (50 k-ohms)
TAPE-2	150mV (50 k-ohms)	150mV (50 k-ohms)	200mV (50 k-ohms)
ADAPTOR	150mV (50 k-ohms)	—	—
DIN	400mV (120 k-ohms)	450mV (120 k-ohms)	450mV (70 k-ohms)
Output level			
TAPE OUT	150mV (PHONO, AUX at rated input) 200mV (FM 400Hz, 30% dev. input: 1mV) 150mV (AM 400Hz, 30% mod. input: 5mV/m) 40mV (PHONO at rated input)	150mV (PHONO, AUX at rated input) 150mV (FM 400Hz, 30% dev. input: 1mV) 150mV (AM 400Hz, 30% mod. input: 5mV/m) 40mV (PHONO at rated input)	200mV (PHONO, AUX at rated input) 200mV (FM 400Hz, 30% dev. input: 1mV) 200mV (AM 400Hz, 30% mod. input: 5mV/m) 40mV (PHONO at rated input)
DIN OUT			
Signal-to-noise ratio			
(IHF, input shorted, A-network, rated power)			
PHONO	75 dB	70 dB	70 dB
AUX	87 dB	85 dB	80 dB
TAPE	87 dB	85 dB	80 dB
Damping factor	45 (1kHz, 8 ohms)	45 (1kHz, 8 ohms)	30 (1kHz, 8 ohms)
Equalizer	RIAA ±0.5 dB	RIAA ±1 dB	RIAA ±1 dB
Bass control	±10 dB (100Hz)	±10 dB (100Hz)	±10 dB (100Hz)
Midrange control	±6 dB (1kHz)	—	—

	SR-903	SR-803	SR-703
Treble control	± 10 dB (10kHz) (Volume control set at -30 dB position)	± 10 dB (10kHz)	± 10 dB (10kHz)
Loudness control	+9 dB (100Hz), +4 dB (10kHz)	+9 dB (100Hz), +4 dB (10kHz)	+9 dB (100Hz), +4 dB (10kHz)
High filter	-8 dB at 10kHz	-8 dB at 10kHz	-5 dB at 10kHz
Low filter	-8 dB at 50Hz	-8 dB at 50Hz	—
Semi-conductors	5 ICs, 1 FET, 57 transistors, 62 diodes and 1 thyristor	1 FET, 6 ICs, 34 transistors, 42 diodes and 1 thyristor	1 FET, 5 ICs, 24 transistors, 35 diodes and 1 thyristor
Tape monitor	1, 2	1, 2	1, 2
Speaker switch	A, B, A + B	A, B, A + B	A, B, A + B
Tuning meter	2	2	2
Speaker terminal	One-touch terminal	One-touch terminal	One-touch terminal
FM MUTING/AUTO LOCK	Provided	—	—
Power supply	100/120/220/240V ~ 50/60Hz	100/120/220/240V ~ 50/60Hz	100/120/220/240V ~ 50/60Hz
Power consumption	615W (4 ohms), 430W (8 ohms)	370W	320W
Dimensions	490(W) x 144(H) x 400(D)mm	490(W) x 144(H) x 400(D)mm	489 (W) x 143(H) x 400(D)mm
Weight	13.5 kg (29.8 lbs.)	13 kg (28.6 lbs.)	11.5 kg (25.4 lbs.)

Specifications and designs may be changed without notice for improvement.

TECHNISCHE DATEN

	SR-903	SR-803	SR-703
UKW-TEIL			
Wellenbereich	88-108MHz	88-108MHz	88-108MHz
Empfindlichkeit	1,2µV (DIN), 1,6µV (IHF)	1,5µV (DIN), 1,7µV (IHF)	1,6µV (DIN), 1,8µV (IHF)
Geräuschspannungsabstand	Mono: 74dB Stereo: 68dB	Mono: 74dB Stereo: 68dB	Mono: 74dB Stereo: 68dB
Klirrfaktor 100Hz	Mono: 0,2% Stereo: 0,3%	Mono: 0,2% Stereo: 0,3%	Mono: 0,3% Stereo: 0,4%
1 kHz	Mono: 0,15% Stereo: 0,25%	Mono: 0,15% Stereo: 0,25%	Mono: 0,2% Stereo: 0,3%
6 kHz	Mono: 0,25% Stereo: 0,3%	Mono: 0,25% Stereo: 0,3%	Mono: 0,3% Stereo: 0,3%
Frequenzgang	30Hz-15kHz (±1 dB)	30Hz-15kHz (±1 dB)	30Hz-15kHz (+0,2dB -1,5dB)
Spiegelselektion	85 dB	85 dB	56 dB
Nebenwellenunterdrückung	100 dB	100 dB	80 dB
ZF-Dämpfung	100 dB	100 dB	90 dB
Wechselkanaltrennschärfe	80 dB	80 dB	60 dB
Einfangverhältnis	1 dB	1 dB	1 dB
AM-Unterdrückung	55 dB	55 dB	55 dB
Kanaltrennung	45 dB (1 kHz)	45 dB (1 kHz)	40 dB (1 kHz)
Zwischenträgerunterdrückung	65 dB	65 dB	—
SCA-Unterdrückung	65 dB	65 dB	65 dB
Stilleabstimmchwelle	14µV	14µV	14µV
Antenneneingang	300 Ohm abgeglichen, 75 Ohm unabgeglichen	300 Ohm abgeglichen, 75 Ohm unabgeglichen	300 Ohm abgeglichen, 75 Ohm unabgeglichen
MW-TEIL			
Wellenbereich	530-1.605kHz	530-1.605kHz	530-1.605kHz
Empfindlichkeit	300µV/m (S/N 20 dB), 20µV (IHF, Außenantenne)	300µV/m ((S/N 20 dB), 20µV (IHF, Außenantenne)	300µV/m (S/N 20 dB), 20µV (IHF, Außenantenne)
Spiegelselektion	70 dB	50 dB	50 dB
ZF-Dämpfung	90 dB	50 dB	50 dB
Selektivität (IHF)	40 dB	35 dB	36 dB
Geräuschspannungsabstand	50 dB	50 dB	50 dB
Antenne	Ferrit und separater Anschluß	Ferritantenne	Ferritantenne
NF-TEIL			
Ausgang			
Sinusleistung (beide Kanäle betrieben)	75W/K. + 75W/K. (8 Ohm, 20Hz-20kHz, 0,1%) 95W/K. + 95W/K. (8 Ohm, 1kHz, 0,1%) 105W/K. + 105W/K. (4 Ohm, 1kHz, 0,1%)	50W/K. + 50W/K. (8 Ohm, 20Hz-20kHz, 0,1%) 60W/K. + 60W/K. (8 Ohm, 1kHz, 0,1%) 70W/K. + 70W/K. (4 Ohm, 1kHz, 0,1%)	40W/K. + 40W/K. (8 Ohm, 20Hz-20kHz, 0,3%) 55W/K. + 55W/K. (8 Ohm, 1kHz, 0,3%) 60W/K. + 60W/K. (4 Ohm, 1kHz, 0,3%)
Musikleistung (IHF)	160W/K. + 160W/K. (8 Ohm)	80W/K. + 80W/K. (8 Ohm)	65W/K. + 65W/K. (8 Ohm)
Ausgangs-Bandbreite	10Hz-50kHz	10Hz-40kHz	10Hz-30kHz
Frequenzumfang	10Hz-30kHz (±1 dB)	10Hz-30kHz (±1 dB)	10Hz-30kHz (±1 dB)
Klirrfaktor (bei Nennleistung)	Kleiner als 0,1%	Kleiner als 0,1%	Kleiner als 0,3%
(bei halber Leistung)	Kleiner als 0,03%	Kleiner als 0,05%	Kleiner als 0,07%
Intermodulations-Verzerrung (bei Nennleistung)	0,3%	0,4%	Kleiner als 0,5%
(bei halber Leistung)	0,03%	0,05%	Kleiner als 0,1%
Eingangsempfindlichkeit	(bei 80W Ausgangsleistung, 1kHz)	(bei 55W Ausgangsleistung, 1kHz)	(bei 45W Ausgangsleistung, 1kHz)
PHONO	1,9mV (47 kOhm)	2,5mV (47 kOhm)	2,5mV (47 kOhm)

	SR-903	SR-803	SR-703
AUX	150mV (50 kOhm)	150mV (50 kOhm)	200mV (50 kOhm)
TAPE-1	150mV (50 kOhm)	150mV (50 kOhm)	200mV (50 kOhm)
TAPE-2	150mV (50 kOhm)	150mV (50 kOhm)	200mV (50 kOhm)
ADAPTOR	150mV (50 kOhm)		
DIN	400mV (120 kOhm)	450mV (120 kOhm)	450mV (70 kOhm)
Ausgangspegel TAPE OUT	150mV (PHONO, AUX bei Nenneingangsleistung) 200mV (UKW 400Hz, 30% Dev. Eingang : 1mV) 150mV (MW 400Hz, 30% Mod. Eingang : 5mV/m) 40mV (PHONO bei Nenneingangsleistung)	150mV (PHONO, AUX bei Nenneingangsleistung) 150mV (UKW 400Hz, 30% Dev. Eingang : 1mV) 150mV (MW 400Hz, 30% Mod. Eingang : 5mV/m) 40mV (PHONO bei Nenneingangsleistung)	200mV (PHONO, AUX bei Nenneingangsleistung) 200mV (UKW 400Hz, 30% Dev. Eingang : 1mV) 200mV (MW 400Hz, 30% Mod. Eingang : 5mV/m) 40mV (PHONO bei Nenneingangsleistung)
DIN OUT	40mV (PHONO bei Nenneingangsleistung)	40mV (PHONO bei Nenneingangsleistung)	40mV (PHONO bei Nenneingangsleistung)
Geräuschspannungsabstand	(IHF, Eingang kurzgeschlossen, A-Netz Nennleistung)		
PHONO	75 dB	70 dB	70 dB
AUX	87 dB	85 dB	80 dB
TAPE (Tonband)	87 dB	85 dB	80 dB
Dämpfungsfaktor	45 (1kHz, 8 Ohm)	45 (1kHz, 8 Ohm)	30 (1kHz, 8 Ohm)
Entzerrung	RIAA ± 0,5 dB	RIAA ± 1 dB	RIAA ± 1 dB
Tiefeneinstellung	± 10 dB (100Hz)	± 10 dB (100Hz)	± 10 dB (100Hz)
Mittelfrequenzeinstellung	± 6 dB (1 kHz)		
Höheneinstellung	± 10 dB (10 kHz) (Lautstärkeregl. auf -30 dB eingestellt)	± 10 dB (10 kHz)	± 10 dB (10kHz)
Gehörliche Lautstarkekontur	+ 9 dB (100Hz), + 4 dB (10kHz)	+ 9 dB (100Hz), + 4 dB (10kHz)	+ 9 dB (100Hz), + 4 dB (10kHz)
Höhenfilter	- 8 dB at 10kHz	- 8 dB at 10kHz	- 5 dB at 10kHz
Tiefenfilter	- 8 dB at 50Hz	- 8 dB at 50Hz	
Bestückung	1 FET, 5 ICs, 57 Transistoren, 62 Dioden, 1 Thyristor	1 FET, 6 ICs, 34 Transistoren, 42 Dioden, 1 Thyristor	1 FET, 5 ICs, 24 Transistoren, 35 Dioden, 1 Thyristor
Hinterbandkontrolle	1, 2	1, 2	1, 2
Lautsprecherwähler	A, B, A + B	A, B, A + B	A, B, A + B
Abstimmanzeige	2	2	2
Lautsprecherklemmen	Steckanschlüsse	Steckanschlüsse	Steckanschlüsse
UKW-Stumm-/Scharfab- stimmung	Vorhanden		
Netzspannung	100/120/220/240V ~ 50/60Hz	100/120/220/240V ~ 50/60Hz	100/120/220/240V ~ 50/60Hz
Leistungsaufnahme	615W (4 Ohm), 430W (8 Ohm)	370W	320W
Abmessungen	490 (B) x 144(H) x 400(T)mm	490(B) x 144(H) x 400(T)mm	489 (B) x 143 (H) x 400 (T)mm
Gewicht	13,5 kg	13,0 kg	11,5 kg

Änderungen der technischen Daten bleiben im Sinne der ständigen Verbesserung vorbehalten.

SPECIFICATIONS

	SR-903	SR-803	SR-703
SECTION FM			
Bande de fréquence	88-108MHz	88-108MHz	88-108MHz
Sensibilité utilisable	1,2µV (DIN), 1,6µV (IHF)	1,5µV (DIN), 1,7µV (IHF)	1,6µV (DIN), 1,8µV (IHF)
Rapport signal/bruit	Mono : 74dB Stéréo : 68dB	Mono : 74dB Stéréo : 68dB	Mono : 74dB Stéréo : 68dB
Distorsion harmonique 100Hz	Mono : 0,2% Stéréo : 0,3%	Mono : 0,2% Stéréo : 0,3%	Mono : 0,3% Stéréo : 0,4%
1 kHz	Mono : 0,15% Stéréo : 0,25%	Mono : 0,15% Stéréo : 0,25%	Mono : 0,2% Stéréo : 0,3%
6 kHz	Mono : 0,25% Stéréo : 0,3%	Mono : 0,25% Stéréo : 0,3%	Mono : 0,3% Stéréo : 0,3%
Réponse de fréquence	30Hz-15kHz (± 1 dB)	30Hz-15kHz (± 1 dB)	30Hz-15kHz (+ 0,2dB -1,5)
Rapport de sélectivité	85 dB	85 dB	56 dB
Rapport de réception non-sélective	100 dB	100 dB	80 dB
Rapport en réception de fréquence intermédiaire	100 dB	100 dB	90 dB
Sélectivité du canal de rechange	80 dB	80 dB	60 dB
Rapport de captage	1 dB	1 dB	1 dB
Suppression AM	55 dB	55 dB	55 dB
Séparation stéréo	45 dB (1kHz)	45 dB (1kHz)	40 dB (1kHz)
Filtrage de la sousporteuse	65 dB	65 dB	
Réjection SCA	65 dB	65 dB	65 dB
Seuil d'élimination des parasites	14µV	14µV	14µV
Entrée de l'antenne	300 ohms pondérés, 75 ohms non-pondérés	300 ohms pondérés, 75 ohms non-pondérés	300 ohms pondérés, 75 ohms non-pondérés
SECTION AM			
Bande de fréquence	530-1.605kHz	530-1.605kHz	530-1.605kHz

	SR-903	SR-803	SR-703
Sensibilité	300µV/m (S/B 20 dB), 20µV (IHF, Antenne ext.)	300µV/m (S/B 20 dB), 20µV (IHF, Antenne ext.)	300µV/m (S/B 20 dB), 20µV (IHF, Antenne ext.)
Rejet image	70 dB	50 dB	50 dB
Rejet FI	90 dB	50 dB	50 dB
Sélectivité (IHF)	40 dB	35 dB	36 dB
Rapport signal/bruit	50 dB	50 dB	50 dB
Antenne	Antenne en ferrite et borne séparée	Antenne en ferrite	Antenne en ferrite
SECTION AUDIO			
Sortie			
Puissance nominale (deux canaux)	75W/c. + 75W/c. (8 ohms, 20Hz - 20kHz, 0,1%) 95W/c. + 95W/c. (8 ohms, 1kHz, 0,1%) 105W/c. + 105W/c. (4 ohms, 1kHz, 0,1%)	50W/c. + 50W/c. (8 ohms, 20Hz - 20kHz, 0,1%) 60W/c. + 60W/c. (8 ohms, 1kHz, 0,1%) 70W/c. + 70W/c. (4 ohms, 1kHz, 0,1%)	40W/c. + 40W/c. (8 ohms, 20Hz - 20kHz, 0,3%) 55W/c. + 55W/c. (8 ohms, 1kHz, 0,3%) 60W/c. + 60W/c. (4 ohms, 1kHz, 0,3%)
Puissance musicale (IHF)	160W/c. + 160W/c. (8 ohms)	80W/c. + 80W/c. (8 ohms)	65W/c. + 65W/c. (8 ohms)
Sortie bande passante	10Hz - 50kHz	10Hz - 40kHz	10Hz - 30kHz
Bande passante	10Hz - 30kHz (± 1 dB)	10Hz - 30kHz (± 1 dB)	10Hz - 30kHz (± 1 dB)
Distorsion harmonique (à la puissance nominale)	Moins que 0,1%	Moins que 0,1%	Moins que 0,3%
(à la puissance de la puissance nominale)	Moins que 0,03%	Moins que 0,05%	Moins que 0,07%
Distorsion d'intermodulation (à la puissance nominale)	0,3%	0,4%	Moins que 0,5%
(à la moitié de la puissance nominale)	0,03%	0,05%	Moins que 0,1%
Sensibilité d'entrée	(sous 80W, 1kHz de sortie)	(sous 55W, 1kHz de sortie)	(sous 45W, 1kHz de sortie)
PHONO	1,9mV (47 k-ohms)	2,5mV (47 k-ohms)	2,5mV (47 k-ohms)
AUX	150mV (50 k-ohms)	150mV (50 k-ohms)	200mV (50 k-ohms)
TAPE-1	150mV (50 k-ohms)	150mV (50 k-ohms)	200mV (50 k-ohms)
TAPE-2	150mV (50 k-ohms)	150mV (50 k-ohms)	200mV (50 k-ohms)
ADAPTOR	150mV (50 k-ohms)		
DIN	400mV (120 k-ohms)	450mV (120 k-ohms)	450mV (70 k-ohms)
Neveau sortie TAPE OUT	150mV (PHONO, AUX à l'entrée nominale) 200mV (FM 400Hz, 30% d'entrée dev. : 1mV) 150mV (AM 400Hz, 30% d'entrée mod. : 5mV/m) 40mV (PHONO à l'entrée nominale)	150mV (PHONO, AUX à l'entrée nominale) 150mV (FM 400Hz, 30% d'entrée dev. : 1mV) 150mV (AM 400Hz, 30% d'entrée mod. : 5mV/m) 40mV (PHONO à l'entrée nominale)	200mV (PHONO, AUX à l'entrée nominale) 200mV (FM 400Hz, 30% d'entrée dev. : 1mV) 200mV (AM 400Hz, 30% d'entrée mod. : 5mV/m) 40mV (PHONO à l'entrée nominale)
DIN OUT			
Rapport signal/bruit (IHF, entrée court- circuitée, réseau A, puissance nominale)			
PHONO	75 dB	70 dB	70 dB
AUX	87 dB	85 dB	80 dB
TAPE	87 dB	85 dB	80 dB
Facteur d'atténuation Compensateur	45 (1kHz, 8 ohms) RIAA ± 0,5 dB	45 (1kHz, 8 ohms) RIAA ± 1 dB	30 (1kHz, 8 ohms) RIAA ± 1 dB
Basse	± 10 dB (100Hz)	± 10 dB (100Hz)	± 10 dB (100Hz)
Fréquence moyenne	± 6 dB		
Aigu	± 10 dB (10kHz)	± 10 dB (10kHz)	± 10 dB (10kHz)
Correction sonore physiologique	+ 9 dB (100Hz), + 4 dB (10kHz)	+ 9 dB (100Hz), + 4 dB (10kHz)	+ 9 dB (100Hz), + 4 dB (10kHz)
Filtre passe-haut	- 8 dB at 10kHz	- 8 dB at 10kHz	- 5 dB at 10kHz
Filtre passe-bas	- 8 dB at 50Hz	- 8 dB at 50Hz	
Semi-conducteurs	1FET, 5CI, 57 transistors, 62 diodes, 1 thyristor	1 FET, 6 CI, 34 transistors, 42 diodes, 1 thyristor	1 FET, 5 CI, 24 transistors, 35 diodes, 1 thyristor
Condôle de bande	1, 2	1, 2	1, 2
Interrupteur de hautparleurs	A, B, A + B	A, B, A + B	A, B, A + B
Indicateur de syntonisation	2	2	2
Borne d'enceinte	Borne à une touche	Borne à une touche	Borne à une touche
FM MUTING AUTO LOCK (Sourdine FM/verrouillage automatique)	Prévu		
Alimentation	100/120/220/240V ~ 50/60Hz	100/120/220/240V ~ 50/60Hz	100/120/220/240V ~ 50/60Hz
Consommation	615W (4 ohms), 430W (8 ohms)	370W	320W
Dimensions	490(L) x 144(H) x 400(P)mm	490(L) x 144(H) x 400(P)mm	489(L) x 143(H) x 400(P)mm
Poids	13,5 kg	13,0 kg	11,5 kg

Les caractéristiques techniques et la présentation peuvent être modifiées sans préavis pour des raisons d'amélioration.

FEATURES · MERKMALE · CARACTERISTIQUES

SR-903

Tuner Section

1. Dual Gate MOS FET for High Quality FM Tuner
2. Auto-Lock AFC Circuit
3. High Selectivity and Low Distortion IF Amplifier Using ICs and 3 Ceramic Filters
4. Quadrature Detection
5. Phase Lock Loop for FM/MPX Circuit
6. A Ceramic Filter, IC in AM Tuner
7. Two Large Easy-to-read Meters and a Large-sized Flywheel Tuning Knob

Rundfunkempfangsteil

1. Doppelsteuer-MOS-FET für den hochwertigen UKW-Tuner
2. Schaltung für automatische UKW-Scharfabstimmung
3. ZF-Verstärker mit großer Selektivität und geringem Klirrfaktor, der mit ICs und 3 Keramikfiltern bestückt ist
4. Phasenschieberkreis
5. Phasenstarre Schleife für die UKW/MPX-Schaltung
6. Keramikfilter, integrierte Schaltung im Tuner
7. Zwei große, gut lesbare Meßinstrumente und großdimensionierter Schwungrad-Abstimmknopf

Section Tuner

1. MOS FET à double porte pour Tuner FM de haut de gamme
2. Circuit AFC auto-verrouillable
3. Amplificateur FM à faible taux de distorsion et haute sélectivité employant des circuits intégrés et 3 filtres céramiques
4. Détection quadriphonique
5. Boucle à blocage de phase pour le circuit FM/MPX
6. Filtre céramique et circuits intégrés dans le tuner AM
7. Deux grands indicateur d'accord faciles à lire et un bouton de syntonisation à volant surdimensionné

Audio Section

1. A Newly Developed High Efficiency High Power Audio Amplifier (named series E Amplifier)
2. Electronic Protection Circuit
3. New IC in the Equalizer
4. Tape Dubbing
5. Midrange Tone Control
6. A Low Filter and a High Filter
7. Two Speaker Systems Connection

Audio-Teil

1. Neuentwickelter Tonverstärker mit hoher Ausgangsleistung (als Verstärker der Modellserie E bezeichnet)
2. Elektronikschutzschaltung
3. Neue integrierte Schaltung im Entzerrer
4. Bandaufnahme vom Original
5. Mittenfrequenzregler
6. Tiefen- und Höhenfilter
7. Anschluß für zwei Boxenpaare

Section Audio

1. Amplificateur à grande puissance et haut rendement nouvellement créé (appelé amplificateur série E)
2. Circuit électronique de protection
3. De nouveaux circuits intégrés dans l'égalisateur et dans l'amplificateur principal
4. Copiage de bande
5. Commande de tonalités moyennes
6. Filtre passe-bas et filtre passe-haut
7. Branchement de deux paires de haut-parleurs

SR-803

Tuner Section

1. High Quality FM Tuner
2. High Selectivity and Low Distortion IF Amplifier Using ICs and 2 Ceramic Filters
3. Quadrature Detection
4. Phase Lock Loop for FM/MPX Circuit
5. A Ceramic Filter, IC in AM Tuner
6. Two Large Easy-to-read Meters and a Large-sized Flywheel Tuning Knob

Rundfunkempfangsteil

1. Hochwertiger UKW-Tuner
2. ZF-Verstärker mit großer Selektivität und geringem Klirrfaktor, mit ICs und 2 Keramikfiltern bestückt
3. Phasenschieberkreis
4. Phasenstarre Schleife für die UKW/MPX-Schaltung
5. Keramikfilter und integrierte Schaltung im MW-Tuner
6. Zwei große, gut lesbare Meßinstrumente und ein großdimensionierter Schwungrad-Abstimmknopf

Audio Section

1. All-stage Direct-connection Inverted Darlington OCL Amplifier
2. Electronic Protection Circuit
3. New ICs in the Equalizer and Main Amplifier
4. Tape Dubbing
5. Two Speaker System Connections

Audio-Teil

1. Vollstufiger, direkt gekoppelter Darlington-OCL-Gegentaktverstärker
2. Elektronikschutzschaltung
3. Neue integrierte Schaltungen im Entzerrer und Hauptverstärker
4. Bandaufnahme vom Original
5. Anschluß für zwei Lautsprecherpaare

Section Tuner

1. Tuner FM de haute qualité
2. Amplificateur FM à faible taux de distorsion et haute sélectivité employant des circuits intégrés et 2 filtres céramiques
3. Détection de quadrature
4. Boucle à blocage de phase pour le circuit FM/MPX
5. Filtre céramique et circuits intégrés dans le tuner AM
6. Deux grands indicateurs d'accord faciles à lire et un bouton de syntonisation à volant surdimensionné

Section Audio

1. Amplificateur OCL Darlington inversé à connexion directe tous étages
2. Circuit électronique de protection
3. Nouveaux CI dans le circuit correcteur et amplificateur principal
4. Copiage de bande
5. Branchement de deux paires d'enceintes

SR-703

Tuner Section

1. High Quality FM Tuner
2. High Selectivity and Low Distortion IF Amplifier Using IC and 2 Ceramic Filters
3. Quadrature Detection
4. Phase Lock Loop for FM/MPX Circuit
5. A Ceramic Filter, IC in AM Tuner
6. Two Large Easy-to-read Meters and a Large-sized Flywheel Tuning Knob

Audio Section

1. All-stage Direct-connection Inverted Darlington OCL Amplifier
2. Electronic Protection Circuit
3. New ICs in the Equalizer and Main Amplifier
4. Tape Dubbing
5. Two Speaker System Connections

Rundfunkempfangsteil

1. Hochwertiger UKW-Tuner
2. ZF-Verstärker mit großer Selektivität und geringem Klirrfaktor, mit ICs und 2 Kernmikrofiltern bestückt
3. Phasenschieberkreis
4. Phasenstarre Schleife für die UKW/MPX-Schaltung
5. Keramikfilter und integrierte Schaltung im MW-Tuner
6. Zwei große, gut lesbare Meßinstrumente und ein großdimensionierter Schwungrad-Abstimmknopf

Audio-Teil

1. Vollstufiger, direkt gekoppelter Darlington-OCL-Gegentaktverstärker
2. Elektronikschutzschaltung
3. Neue integrierte Schaltungen im Entzerrer und Hauptverstärker
4. Bandaufnahme vom Original
5. Anschluß für zwei Lautsprecherpaare

Section Tuner

1. Tuner FM de haute qualité
2. Amplificateur FM à faible taux de distorsion et haute sélectivité employant un circuit intégré et 2 filtres céramiques
3. Détection de quadrature
4. Boucle à blocage de phase pour le circuit FM/MPX
5. Filtre céramique et circuits intégrés dans le tuner AM
6. Deux grands indicateurs d'accord faciles à lire et un bouton de syntonisation à volant surdimensionné

Section Audio

1. Amplificateur OCL Darlington inversé à connexion directe tous étages
2. Circuit électronique de protection
3. Nouveaux CI dans le circuit correcteur et amplificateur principal
4. Copiage de bande
5. Branchement de deux paires d'enceintes

DISASSEMBLY AND REPLACEMENT · ZERLEGUNG UND AUSTAUSCH ·
DEMONTAGE ET REPLACEMENT

- Removing the cabinet, front panel & bottom plate
- Gehäuse, Fronttafel und Gehäuseunterseite abnehmen
- Déposer le coffrage, le panneau avant et la plaque inférieure

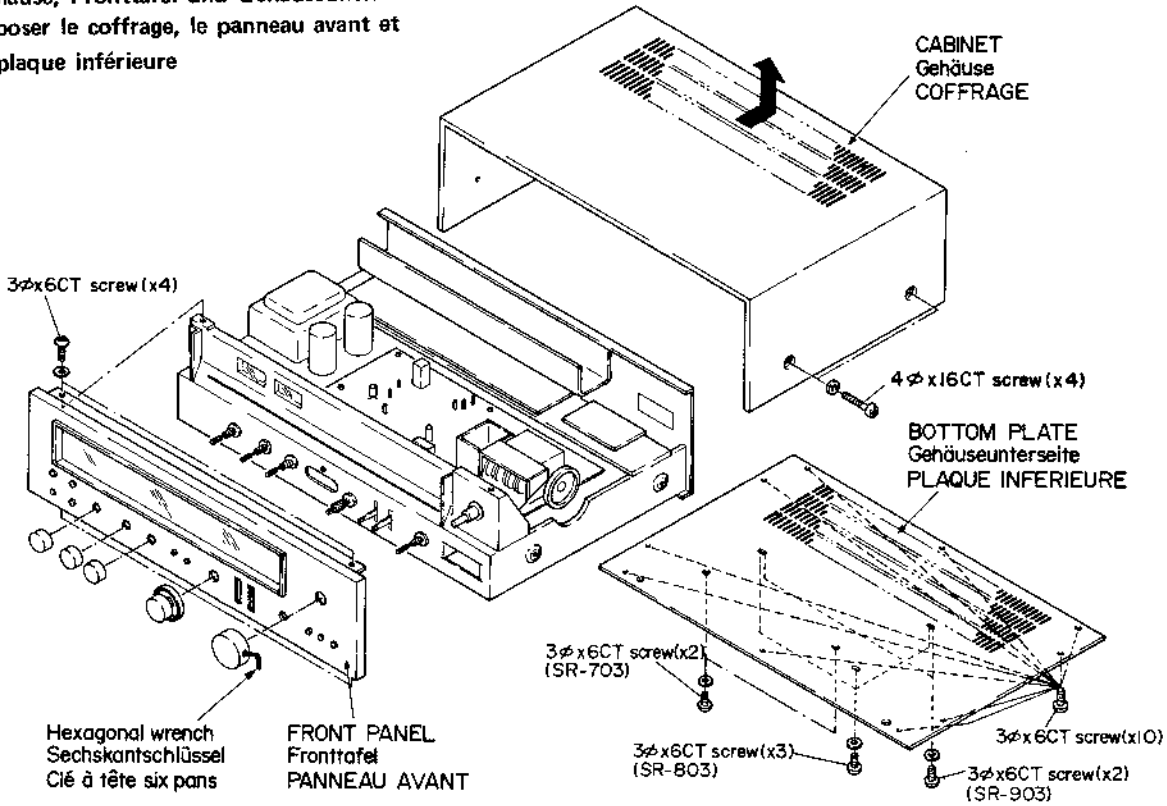


Fig. 1
Abb. 1

SR-903

- Removing the printed wiring boards
- Ausbau der Leiterplatten
- Déposer des plaquettes à circuit imprimé

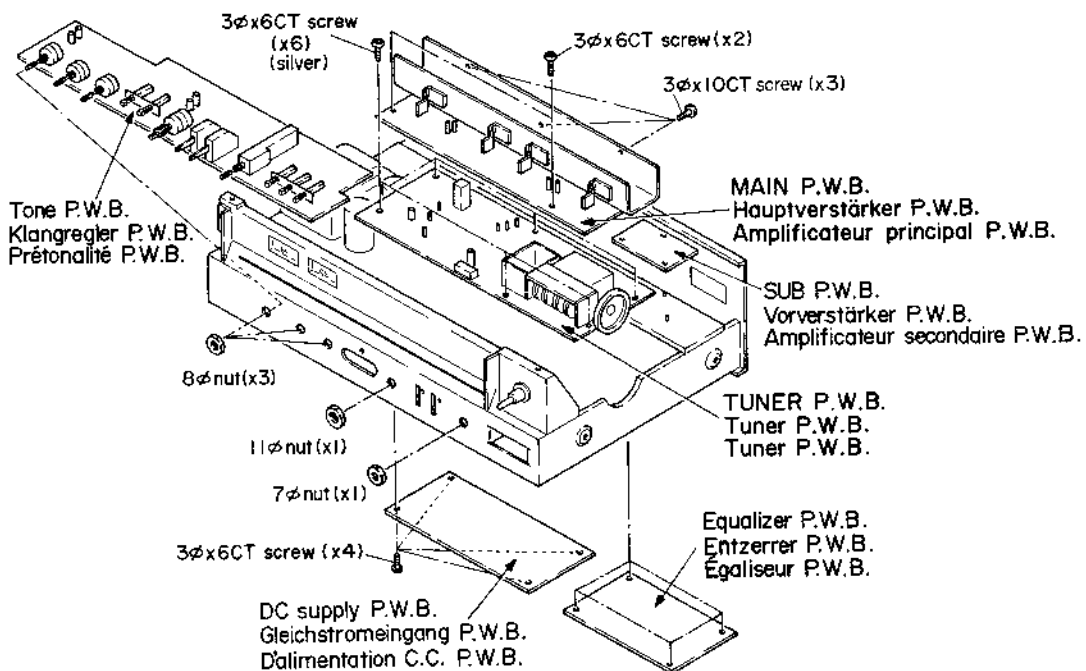


Fig. 2
Abb. 2

SR-803

- Removing the printed wiring boards
- Ausbau der Leiterplatten
- Déposer des plaquettes à circuit imprimé

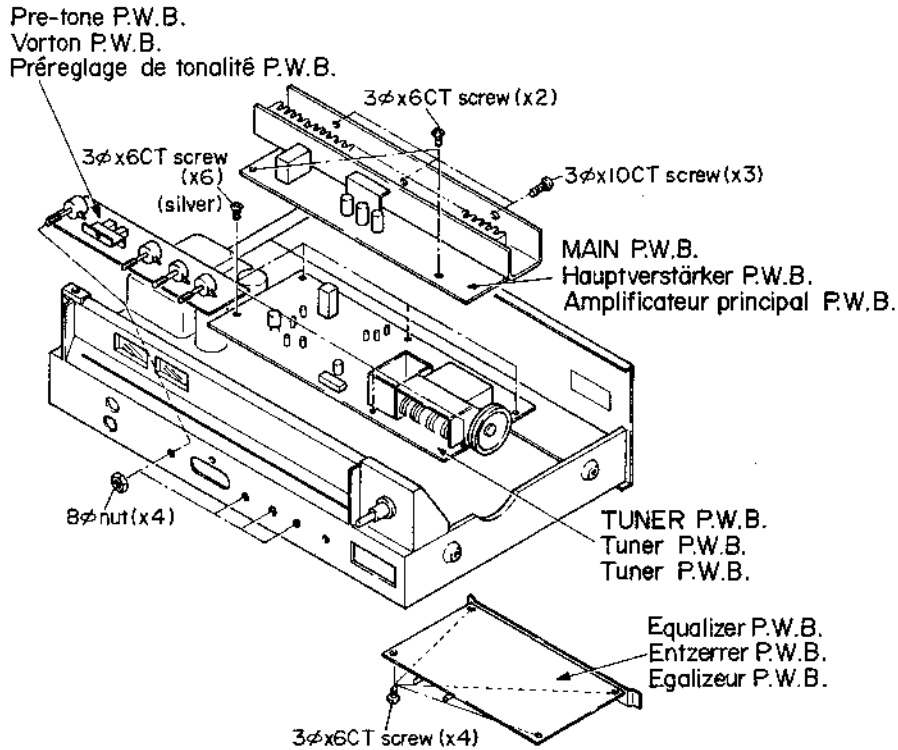


Fig. 3
Abb. 3

SR-703

- Removing the printed wiring boards
- Ausbau der Leiterplatten
- Déposer des plaquettes à circuit imprimé

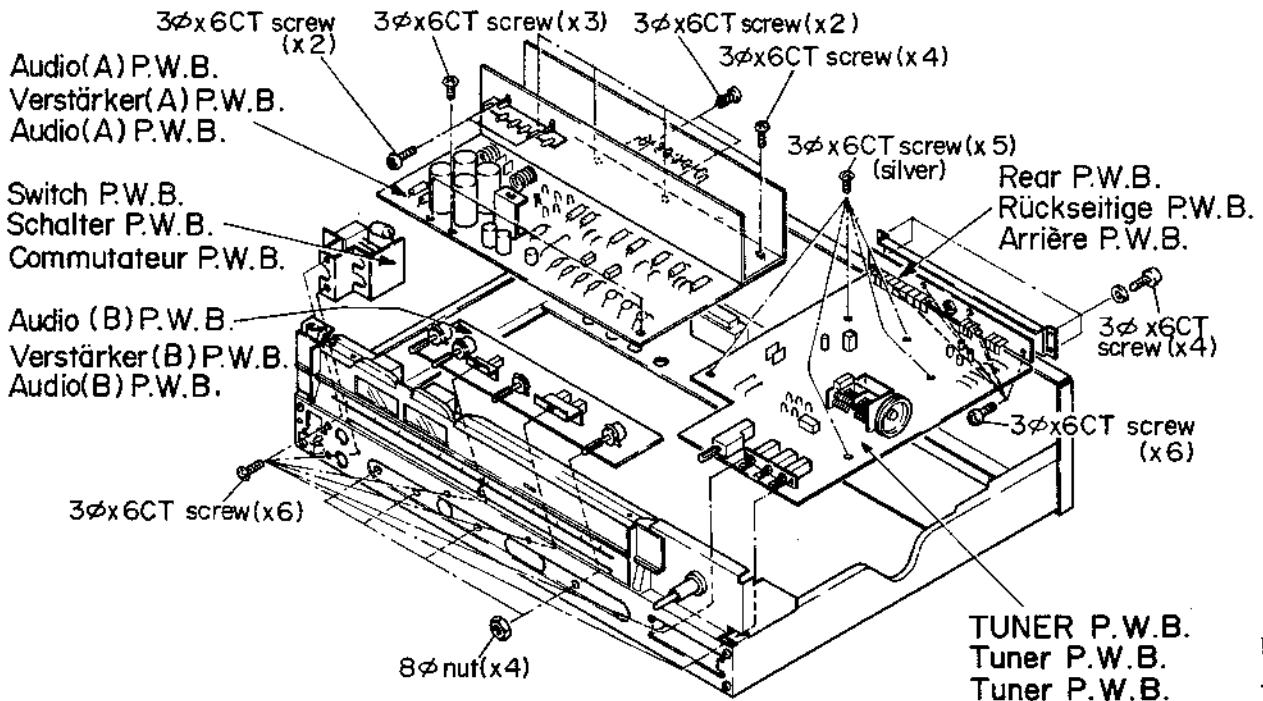


Fig. 4
Abb. 4

DIAL CORD SETTING · SKALENSEILEINSTELLUNG · EQUIPEMENT DE CADRAN

The dial pulley shows the position that the tuning shaft is turned to the counterclockwise direction.

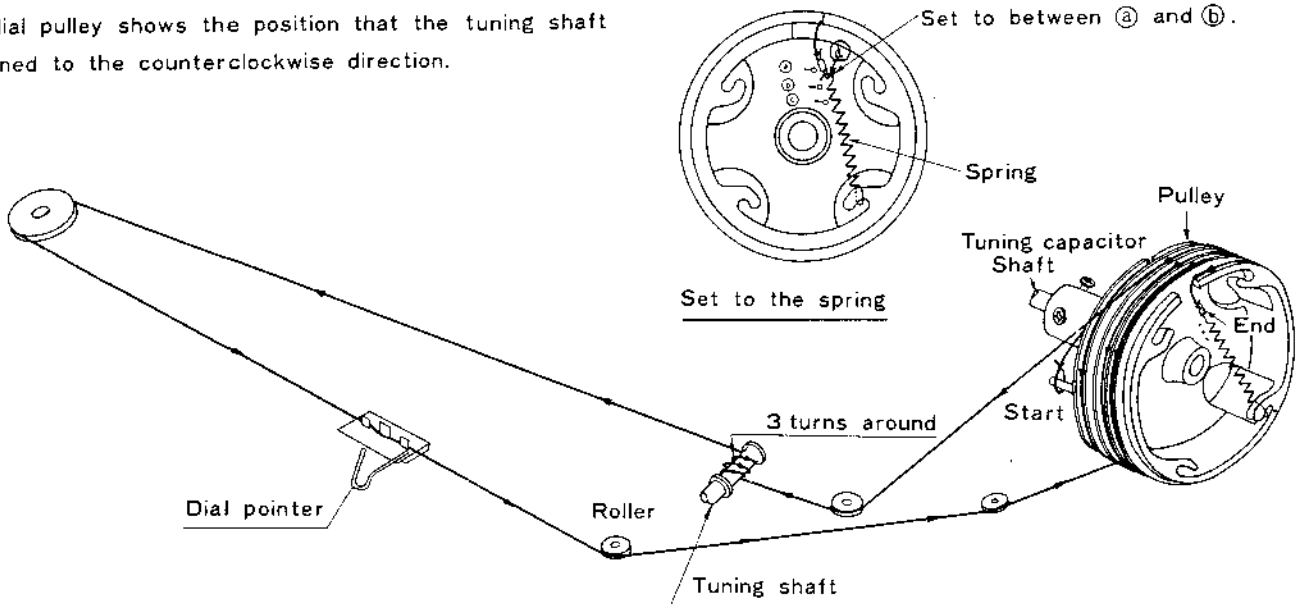


Fig. 5

GENERAL ALIGNMENT INSTRUCTION · ALLGEMEINE AUSRICHTANLEITUNG · INSTRUCTION GENERALE

(SR-903·803)

(SR-703)

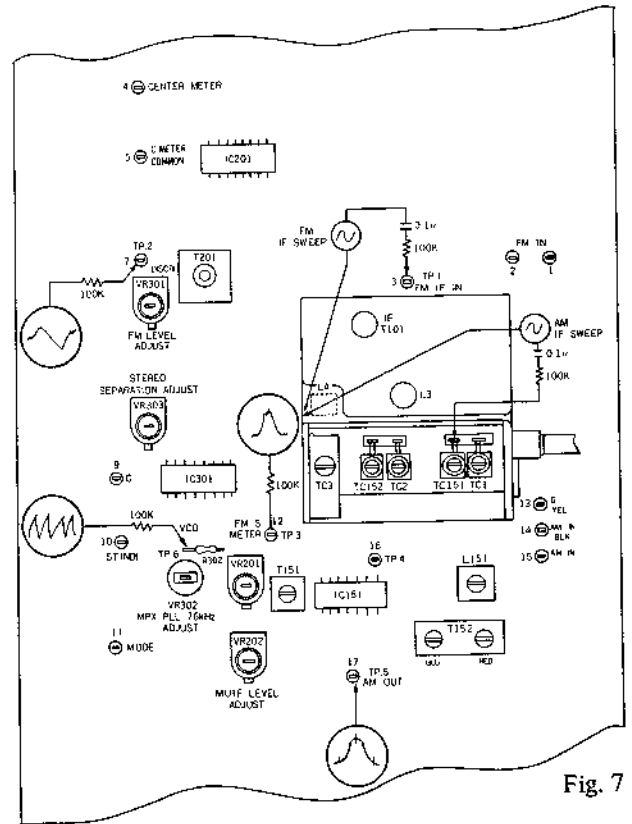
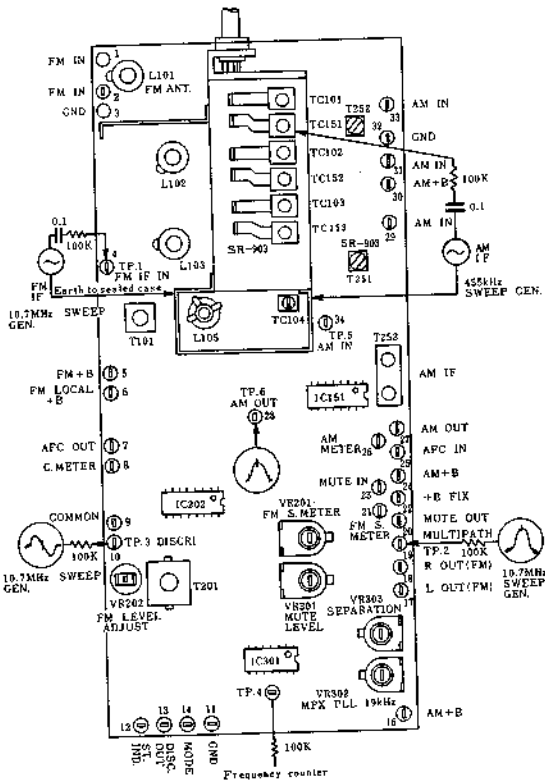


Fig. 6

Fig. 7

FM TUNER ALIGNMENT

Test condition

FUNCTION AM

VOLUME Minimum

Steps	Item	Measuring Instrument	Input Terminal	Output Terminal	Frequency	Adjust	Wave Form
1	(1) IF Amplifier	10.7MHz ± 150kHz Sweep Generator	TP 1	TP 2 TP 3		T101	CAUTION (1)
	(2) "S" curve		TP 1	TP 3 TP 2		T201	CAUTION (2)
2	(1) Covering	2.1 FM signal generator 87.5MHz 400Hz 100% modulated, 60dB at input * AC voltmeter	Antenna terminal	REC OUT (L) or SP OUT (L)	(87.5MHz Tune the dial pointer at low frequency end)	L105 (SR-903, 803) L4 (SR-703)	Output Max.
		2.2 FM signal generator 108MHz 400Hz 100% modulated, 60dB at input * AC voltmeter				108MHz (Turn the dial pointer at 108MHz)	
	(3)						
3	(1) Tracking	3.1 FM signal Generator 90MHz 400Hz 100% modulated, 10dB at input * AC voltmeter	Antenna terminal	REC OUT (L) or SP OUT (L)	90MHz	L101, L102 L103 (SR-903, 803) L3 (SR-703)	Output Max.
		3.2 FM signal generator 106MHz 400Hz 100% modulated, 10dB at input * AC voltmeter				106MHz	
	(3)						
4	Discriminate	FM signal generator 98MHz 400Hz 100% modulated, 10dB at input * AC voltmeter	Antenna terminal	REC OUT (L) or SP OUT (L)	98MHz (SR-903, 703) 100MHz (SR-803)	T201 (lower)	Cut the input signal level of FM signal generator and set the pointer of tuning meter to the center mark.
5	Distortion	FM signal generator 98MHz 400Hz 100% modulated, 60dB at input Distortion meter	Antenna terminal	REC OUT (L) or SP OUT (L)	98MHz (SR-903, 703) 100MHz (SR-803)	T201 (upper)	Adjust T201 so that distortion will become min. CAUTION (3)
6	Output	FM signal generator 98MHz 400Hz 30% modulated, 60dB at input * AC voltmeter	Antenna terminal	REC OUT (L)	98MHz	VR202 (SR-903, 803) VR301 (SR-703)	150mV ± 1dB (SR-903, 803) 200mV ± 1dB (SR-703)
7	FM Muting	FM signal generator 98MHz 400Hz 100% modulated, 20dB at input * AC voltmeter	Antenna terminal	REC OUT (L) or SP OUT (L)	98MHz	VR301 (SR-903, 803) VR202 (SR-703)	Adjust * VR301 so that the output signal can occur then the input signal is 24 ± 6dB. * VR301 (SR-903, 803) VR202 (SR-703)
8	Signal Meter	FM signal generator 98MHz 400Hz 100% modulated, 10dB at input * AC voltmeter	Antenna terminal	Signal Meter	98MHz	VR201	Adjust VR201 so that deviation of the pointer in signal meter will be 4-5.

* AC voltmeter SR-903, 703
V.T.V.M. SR-803

CAUTION

- Short-circuit the OSC stage by earthing the live side of the varrialbe capacitor in that stage.
Adjust the core of T101 so that the gain will be max. In this case, reduce the level of the input signal of signal generator so that the waveform will be one shown in Fig. 8.
- Short-circuit the OSC stage as described in Caution 1.
Adjust the primary core (lower) of T201 so that the output is like the S curve shown in Fig. 9 with A and B symmetrical with respect to C.
Adjust the secondary core (upper) so that the straight line of the S curve can be achieved.
At the time of adjustment in Caution 1 and 2, center of the marker will sometimes not correspond to that of the waveform because of the ceramic filters used.
- As the result of the adjustment step 5, the best point of adjustment from step 4 will be shifted a bit. Repeat the adjustment of step 4 and 5 until the deterioration becomes minimum and the pointer of the tuning meter is in its center.

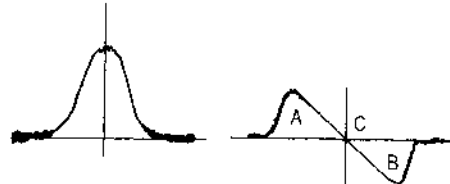


Fig. 8.

Fig. 9

FM MPX ALIGNMENT

FUNCTION FM MUTE/AUTO LOCK
VOLUME Minimum

Steps	Item	Measuring Instrument	Input Terminal	Output Terminal	Frequency	Adjust	Wave Form
1	19kHz Free Running Frequency	FM signal generator 98MHz non-modulated 60dB at input *AC volt- meter, Frequency counter	Antenna terminal	TP 4 (SR-903 803) TP 6 (SR-703)	98MHz	VR302	Adjust VR302 so that the counter will indicated *19kHz ± 30Hz.
2	(1) Separation	1. FM signal generator 98MHz, 60dB at input 2. Stereo signal generator Main signal 92% modulated Pilot signal 8% modulated AC volt- meter *	Antenna terminal	REC OUT (L) or SP OUT (L)	98MHz (SR-903, 703) 100MHz (SR-803)	VR303	After making the signal of Rch and Pilot, adjust VR303 so that the output wave form of Lch becomes min.
	(2)						Optimize VR303 so that the leak level of the Lch signal is equal to that of the Rch signal.

* AC voltmeter (SR-903, 703)
V.T.V.M. (SR-803)

* 19kHz ± 30Hz (SR-903, 803)
76kHz ± 60Hz (SR-703)

AM TUNER ALIGNMENT

Test condition

FUNCTION AM
VOLUME Minimum

Steps	Item	Measuring Instrument	Input Terminal	Output Terminal	Frequency	Adjust	Wave Form
1	IF Amplifier	Sweep generator 455kHz	TC151	TP 6 TP 5		T251 (SR-903, 803) T151, 152 (SR-703 only)	Gain Max. CAUTION (4)
2	(1) Covering	AM signal generator 600kHz 400Hz 30% modulated 50dB at input AC voltmeter *	Ferrite antenna	REC OUT or SP OUT	600kHz	T252 (SR-903, 803) L151 (SR-703 only)	Gain Max. CAUTION (5)
	(2)	AM signal generator 1400kHz 400Hz 30% modulated, 50dB at input AC voltmeter			1400kHz	TC152	
	(3)						Repeat (1) and (2)
3	(1) Tracking	AM signal generator 600kHz 400Hz 30% modulated, 50dB at input AC voltmeter *	Ferrite antenna	REC OUT or SP OUT	600kHz	Ferrite antenna T251 (SR-903 only)	Gain Max. CAUTION (5)
	(2)	AM signal generator 1400kHz 400Hz 30% modulated, 50dB at input AC voltmeter			1400kHz	TC151 TC153 (SR-903 only)	
	(3)						Repeat (1) and (2)

* AC voltmeter (SR-903, 703)
V.T.V.M. (SR-803)

CAUTION

4. In item 1, set the capacitance of the variable capacitor to minimum and adjust red and blue cores of T253 so that the waveform is as shown in Fig. 10. As T253 contains a 455kHz ceramic filter, sometimes the center of the marker will not correspond to that of the waveform.
In this case, neglect the marker. After adjusting as above, increase the output level of the sweep generator and adjust T253 again so that the top of the waveform A (indicated in Fig. 11) will be flat and wide.
5. In items 2 and 3, at the time of first adjustment, set input power at 74dB and adjust obtaining the minimum necessary input power (50 dB).

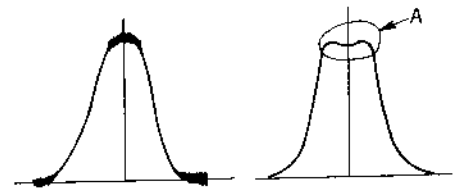


Fig. 10

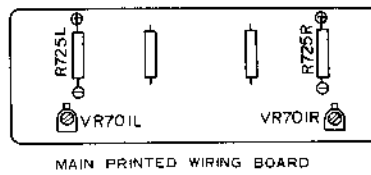
Fig. 11

AUDIO CIRCUIT ALIGNMENT

(SR-903)

Test condition

FUNCTION Free
VOLUME Minimum



MAIN PRINTED WIRING BOARD

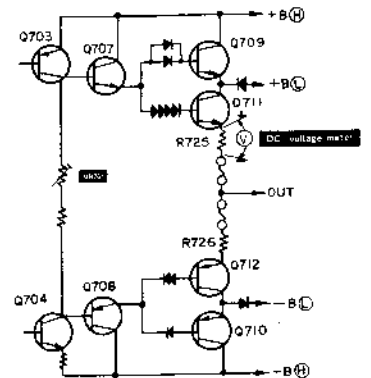


Fig. 12

Fig. 13

Perform this adjustment approx. 10 minutes after the power switch ON.

Item	Measuring Instrument	Point to be Measured	Adjust	Value Adjusted
Idle Current	DC voltmeter	R725 L,R	VR701 L,R	13.2V ± 4.4mV (60 ± 20mA)

(SR-803)

Item	Measuring Instrument	Point to be Measured	Adjust	Value Adjusted
Idle Current	DC volt meter	R713 L,R	VR701 L,R	20 ± 10mV (40 ± 20mA)

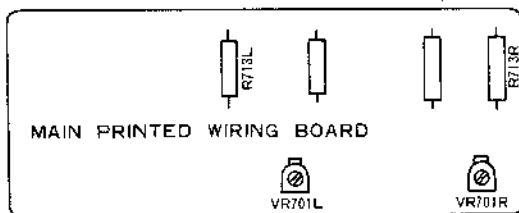
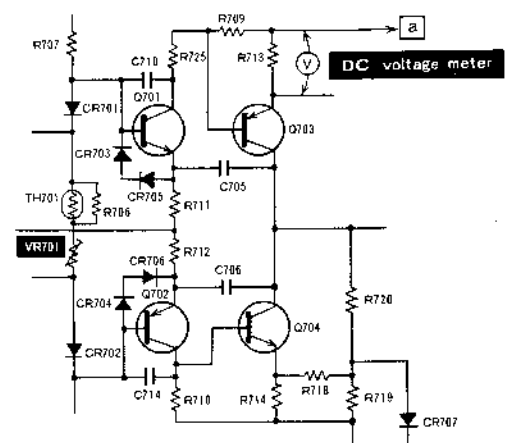


Fig. 14



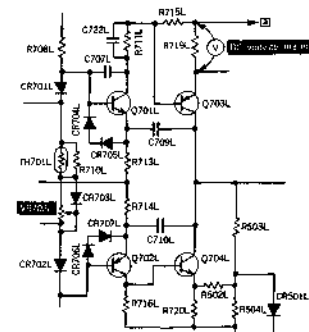
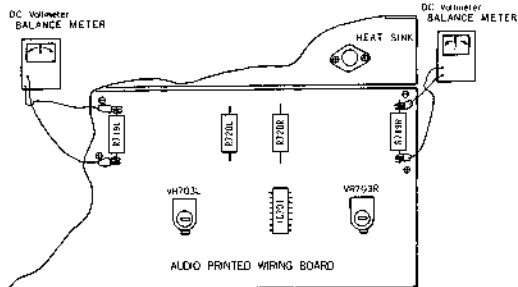
(This figure shows L channel only.)

Fig. 15

(SR-703)

Test conditions

FUNCTION Free
 VOLUME Minimum



Perform this adjustment approx. 5 minutes after the power switch ON.

Fig. 16

Fig. 17

Item	Measuring Instrument	Point to be Measured	Adjust	Value Adjusted
Idle Current	DC voltmeter	R719 L,R	VR703 L,R	20 ± 10mV (40 ± 20mA)

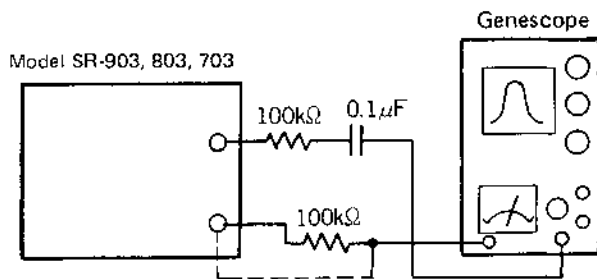


Fig. 18 FM IF Discriminator and AM IF alignments (AM and FM Step. 1)

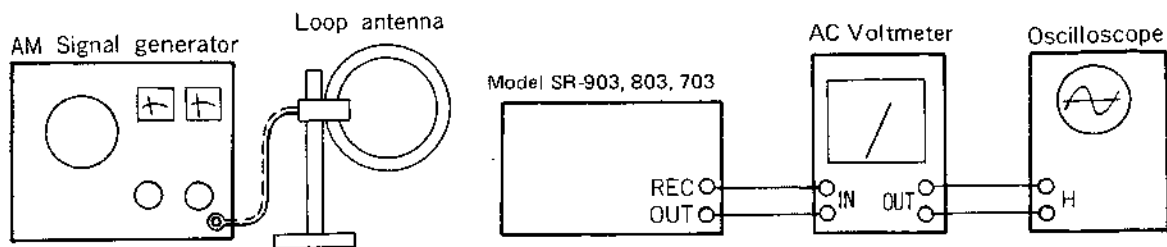


Fig. 19 AM frequency covering and tracking alignments (Step. 2 and 3)

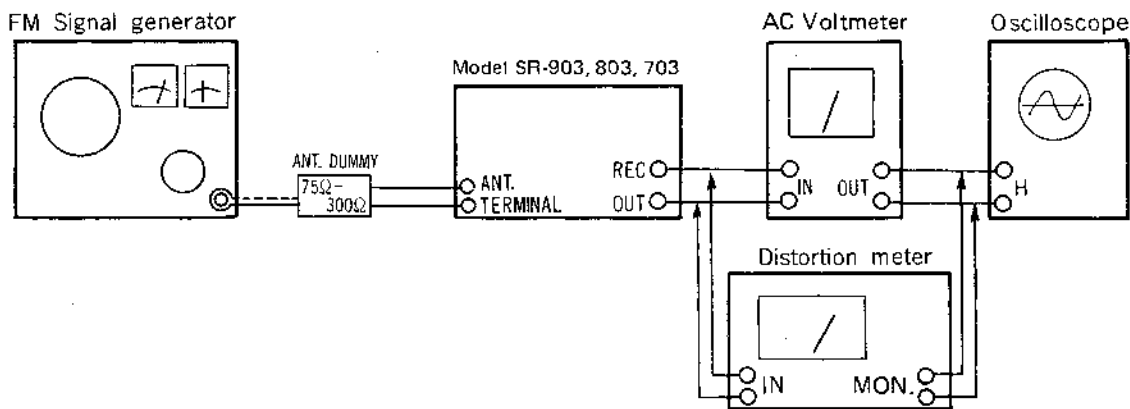


Fig. 20 FM frequency covering, tracking and other alignments (Step. 2 to 8)



Fig. 21 FM MPX 19 kHz adjustment (Step. 1)

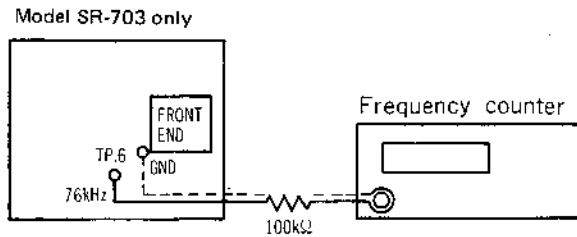


Fig. 22 FM MPX 76 kHz adjustment

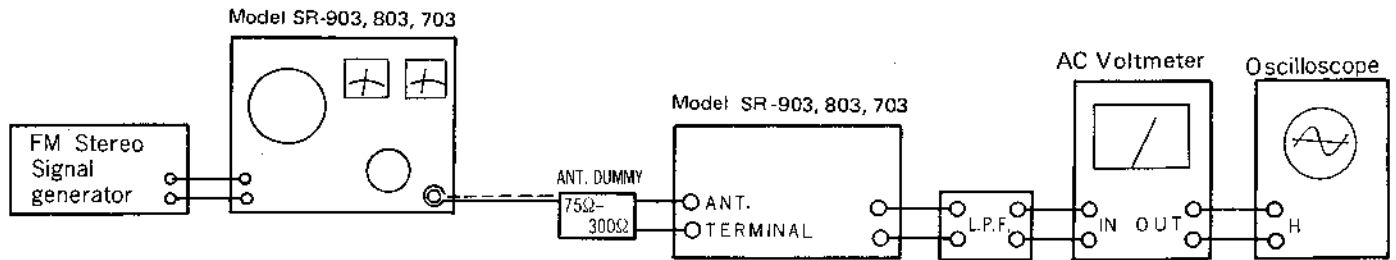
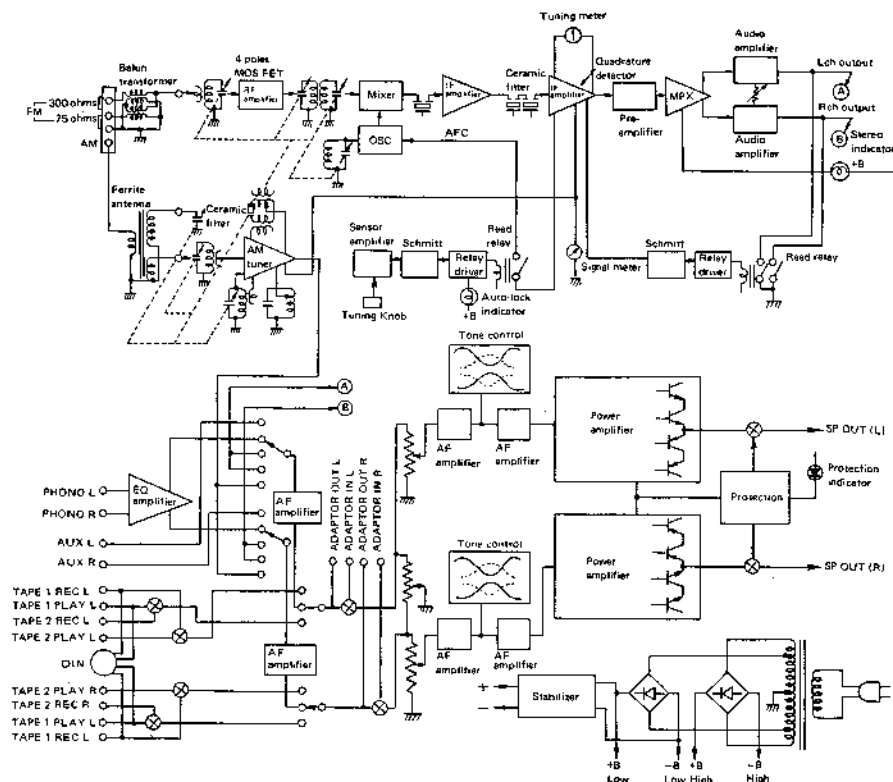


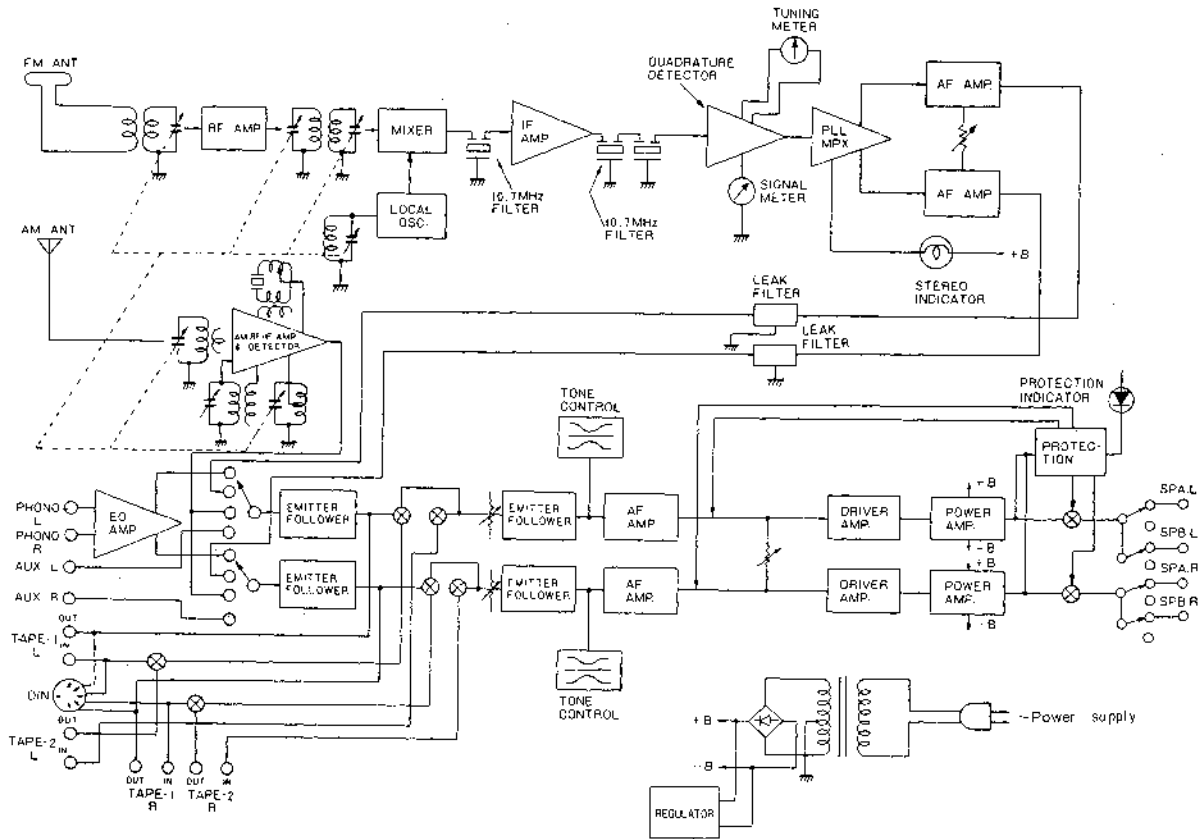
Fig. 23 FM MPX alignments (Step. 2)

BLOCK DIAGRAM·BLOCKSCHEMA·SCHEMA

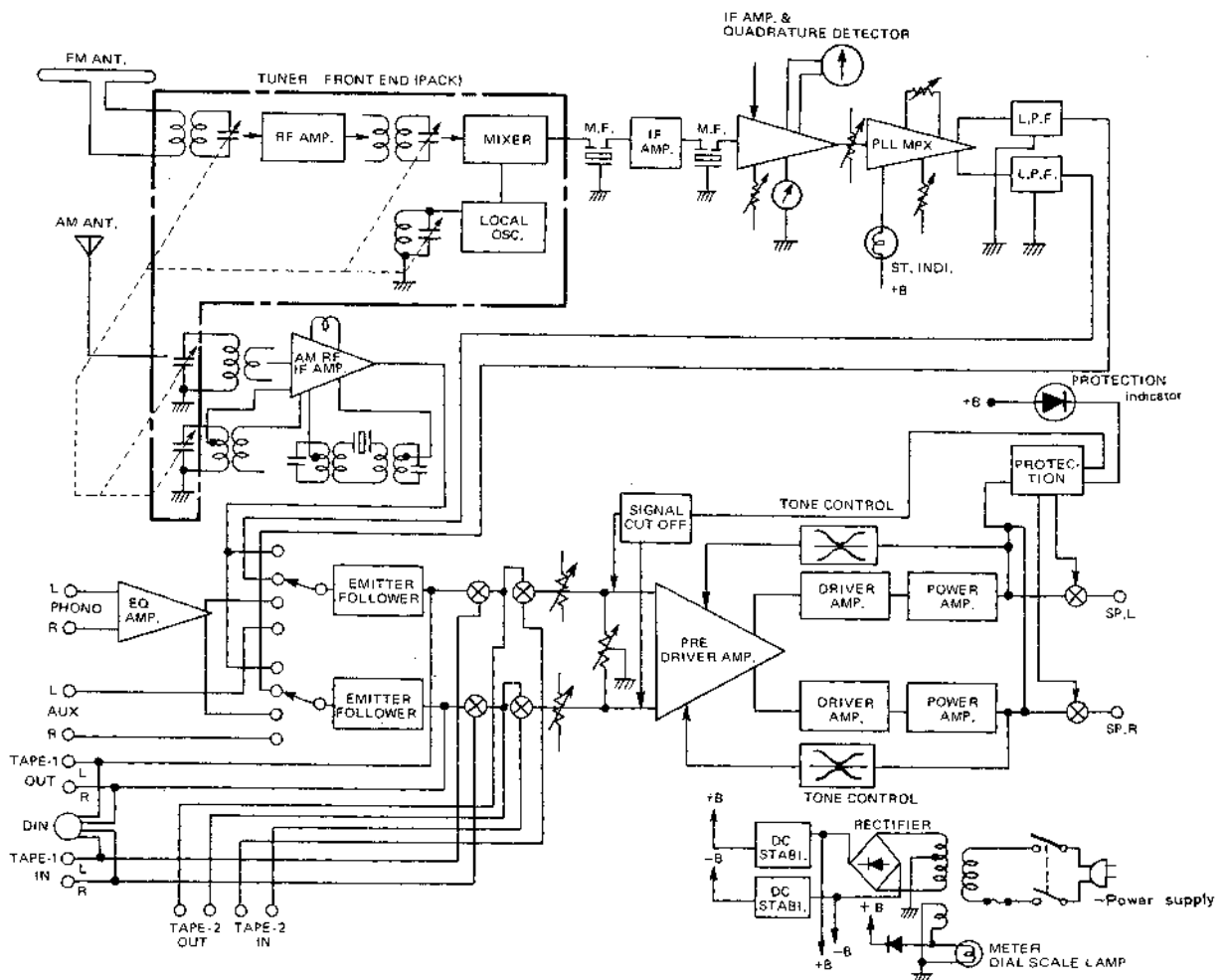
SR-903



SR-803



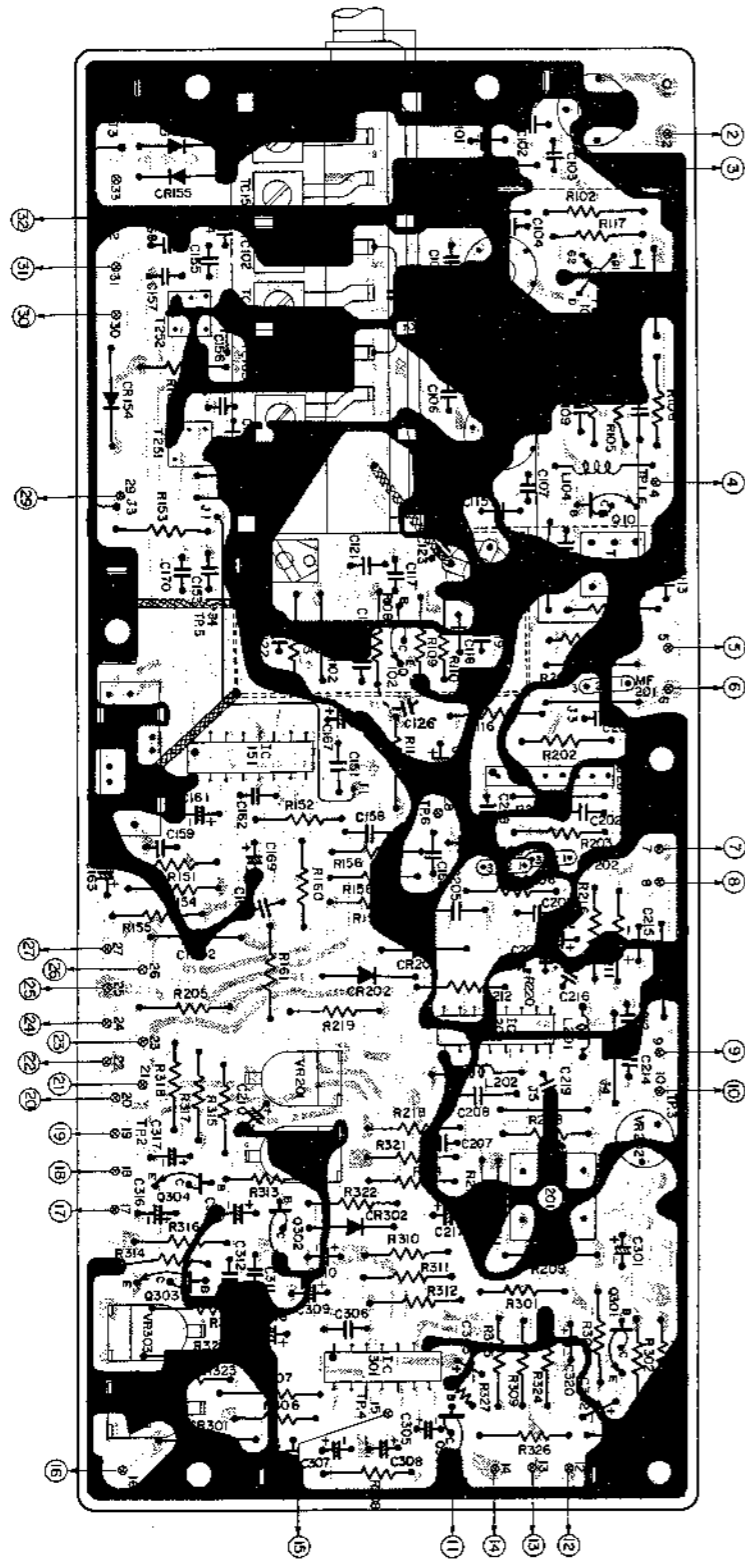
SR-703



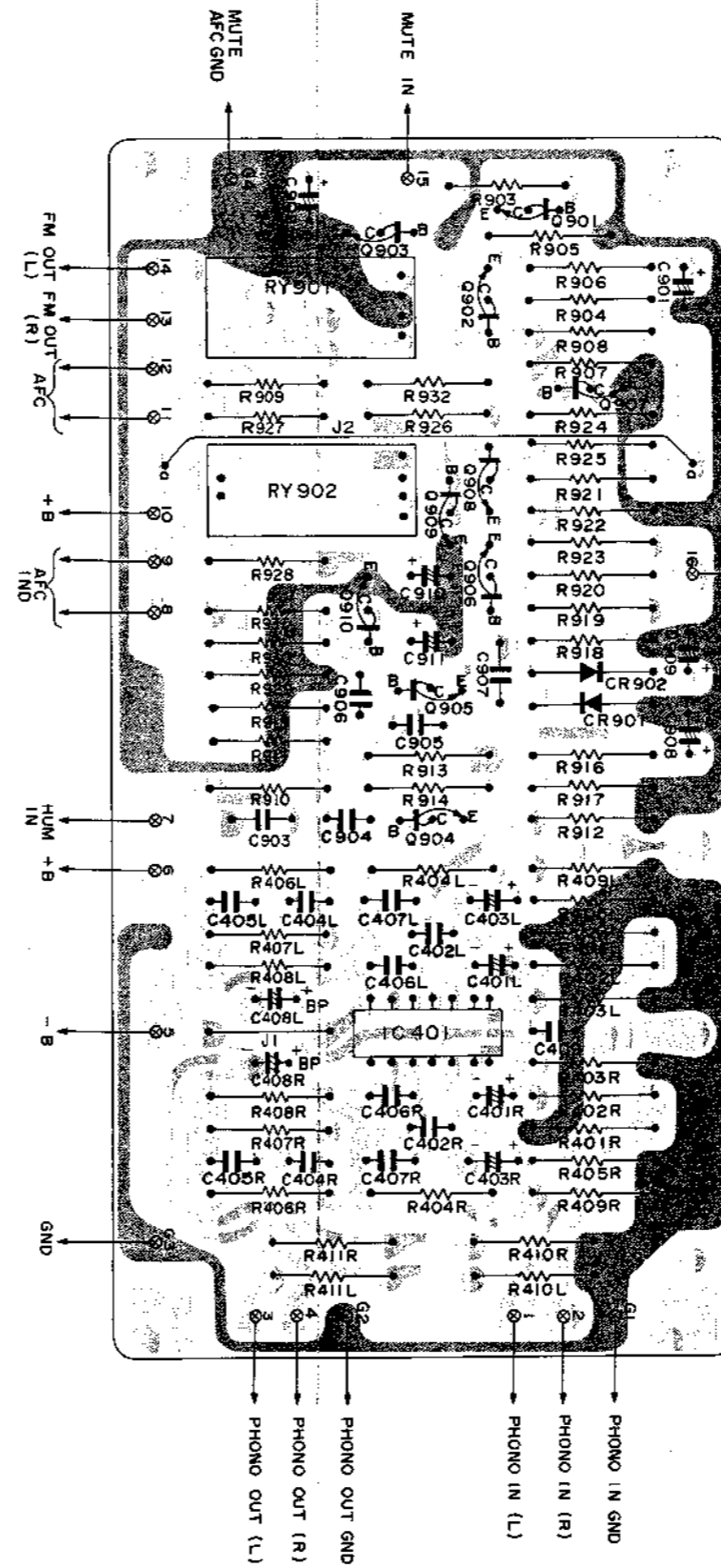
**SR-903
PRINTED WIRING BOARD·PRINTPLATTEN·PLAN DE BASE**

TUNER PRINTED WIRING BOARD

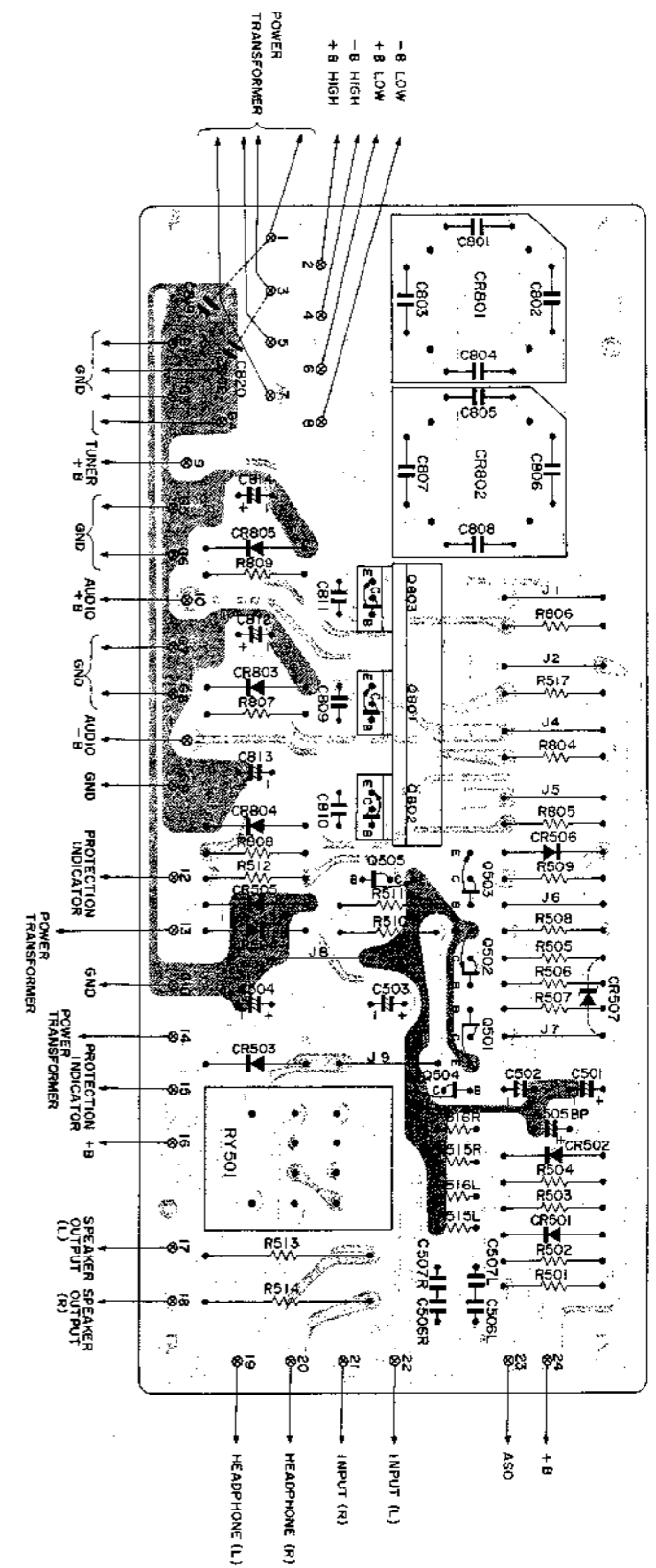
The terminal No. shows the stamp on the printed wiring board. This number matches the number in the circuit diagram.



EQUALIZER PRINTED WIRING BOARD

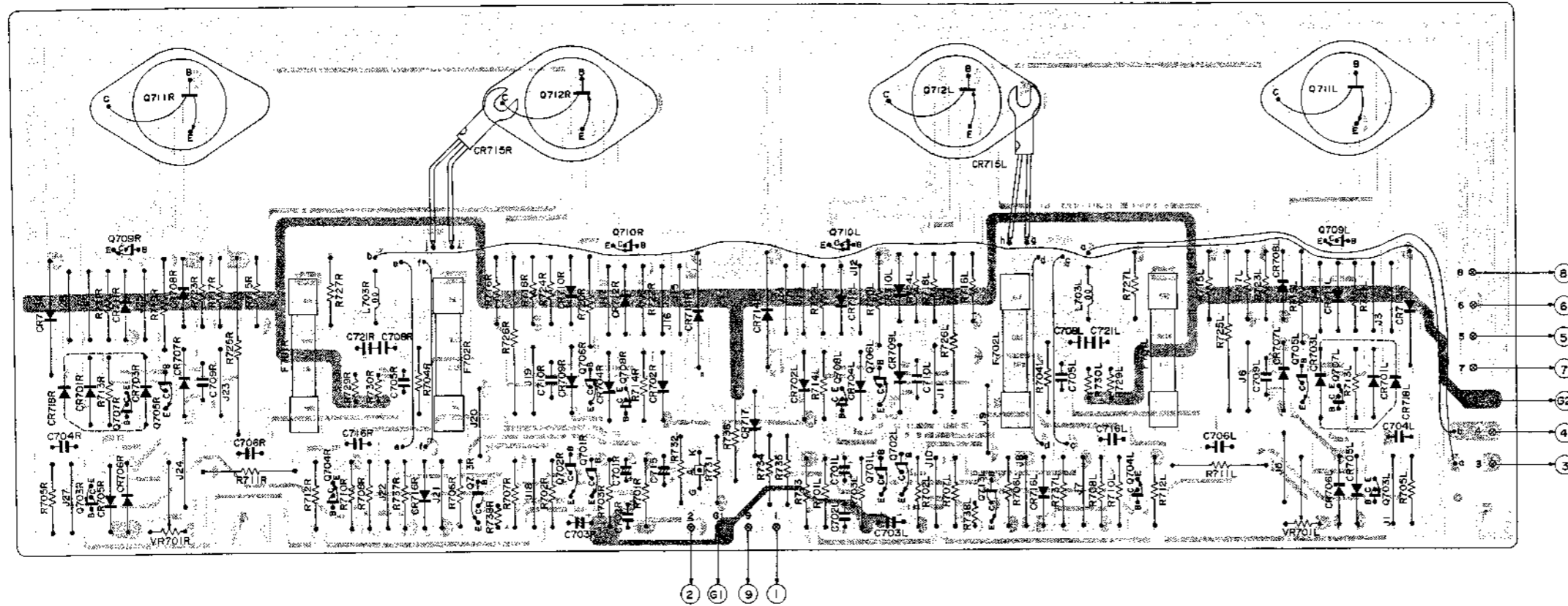


DC SUPPLY PRINTED WIRING BOARD

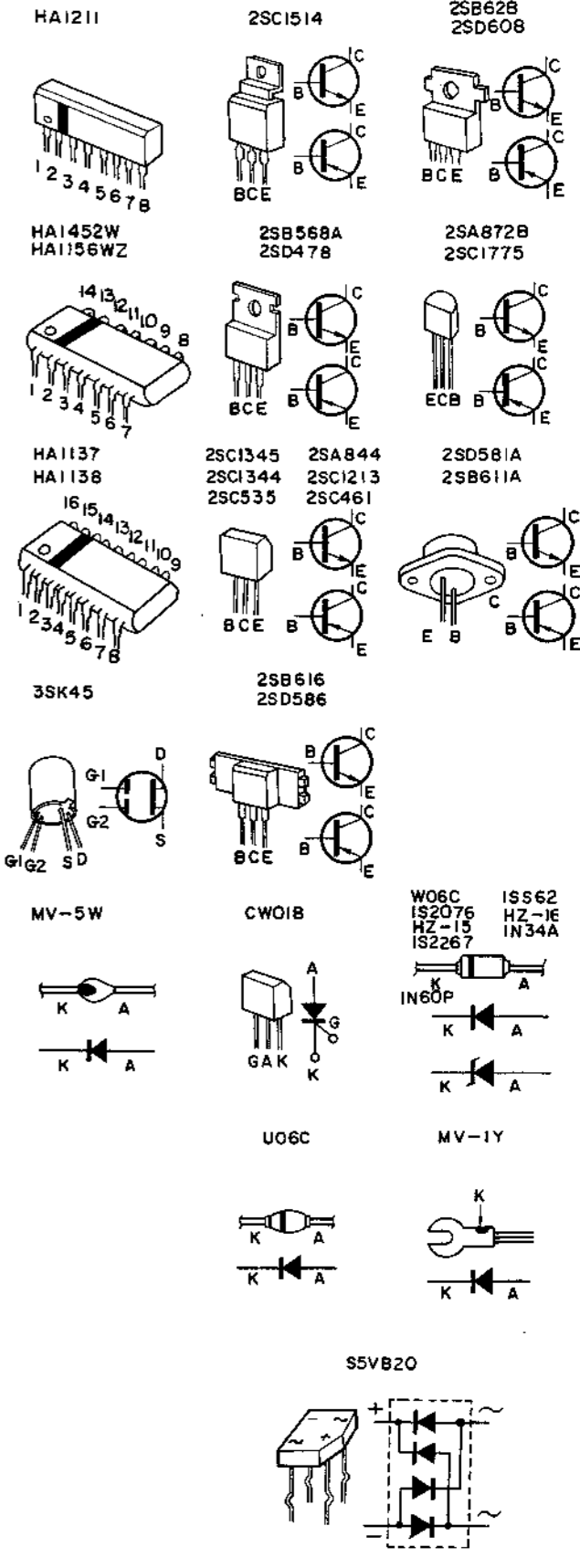
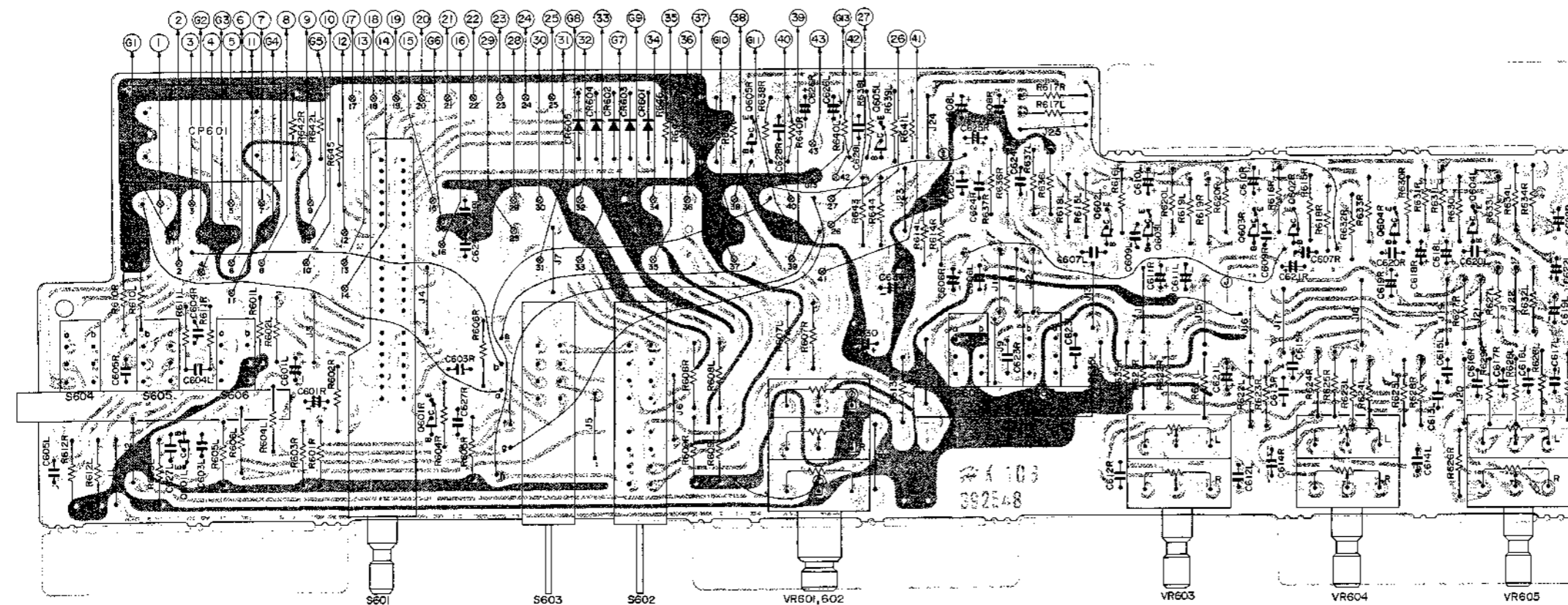


SR-903
MAIN AMPLIFIER PRINTED WIRING BOARD

The terminal No. shows the stamp on the printed wiring board. This number matches the number in the circuit diagram.

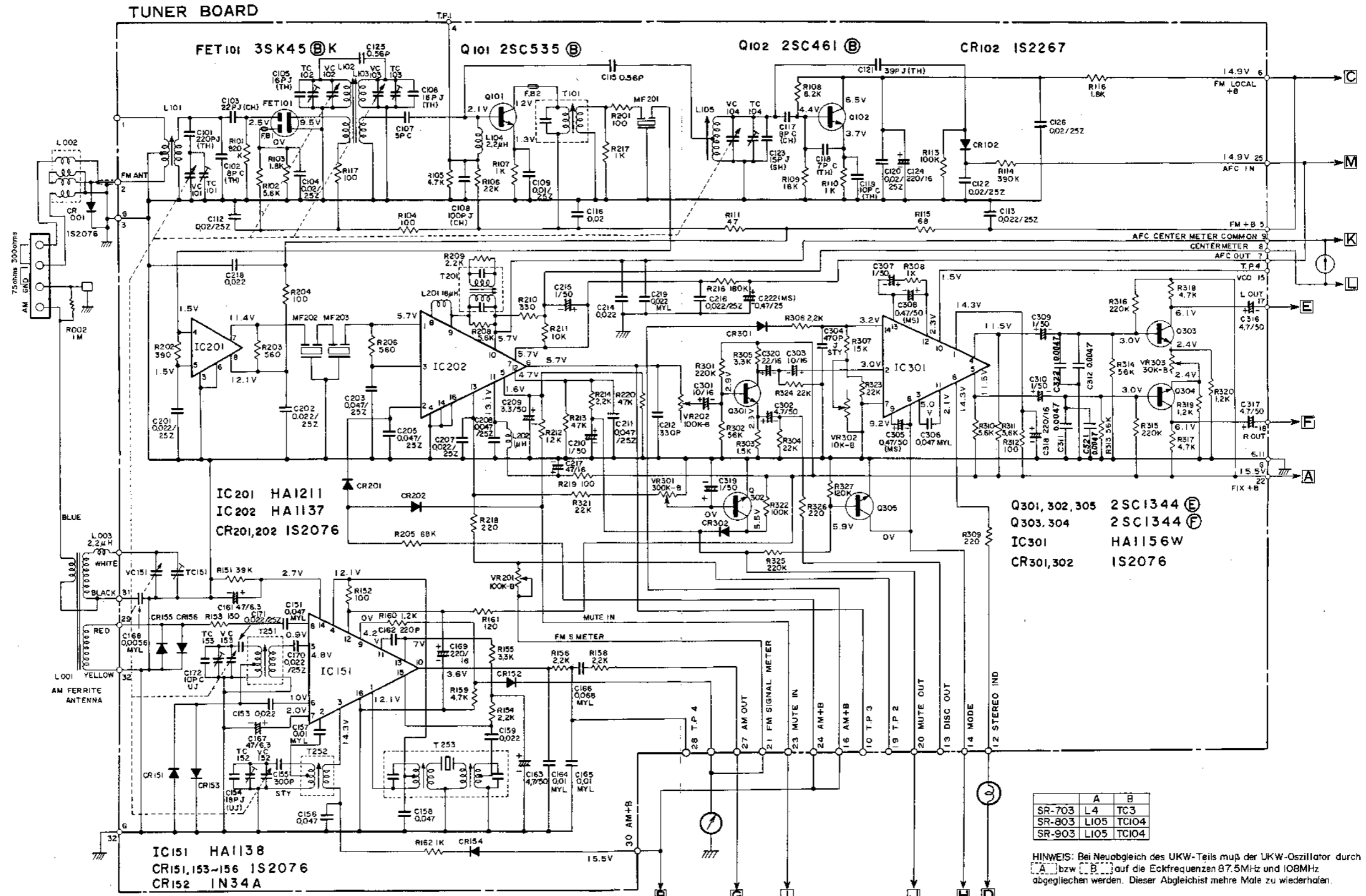


TONE CONTROL PRINTED WIRING BOARD



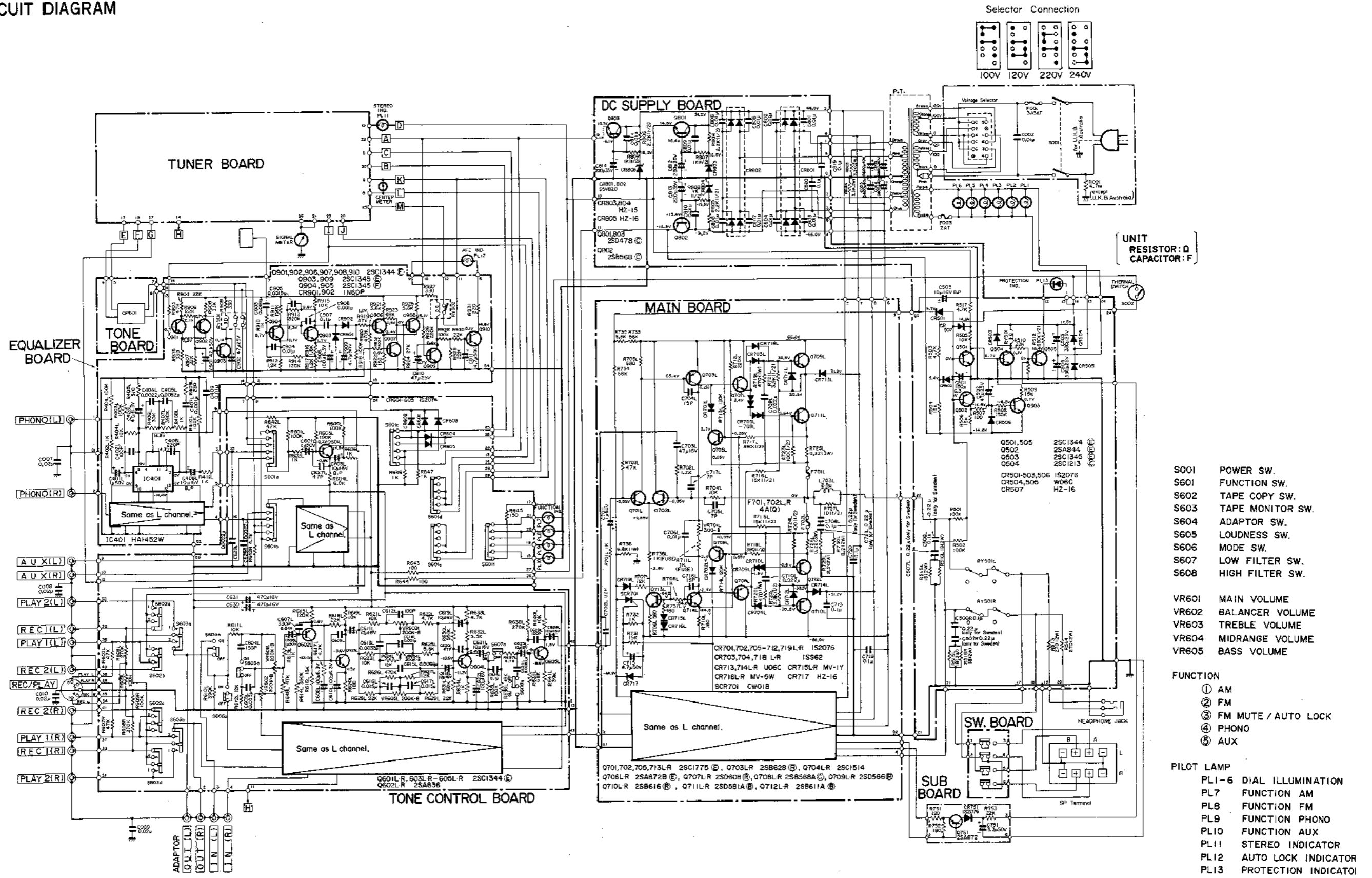
SR-903
CIRCUIT DIAGRAM·SCHALTPLAN·PLAN DE CIRCUIT
TUNER CIRCUIT DIAGRAM

ALL RESISTANCE VALUES ARE IN OHMS(Ω).
 ALL CAPACITANCE VALUES ARE IN FARAD(F).



The circuit diagram is subject to change for improvement without notice.

SR-903
AUDIO CIRCUIT DIAGRAM

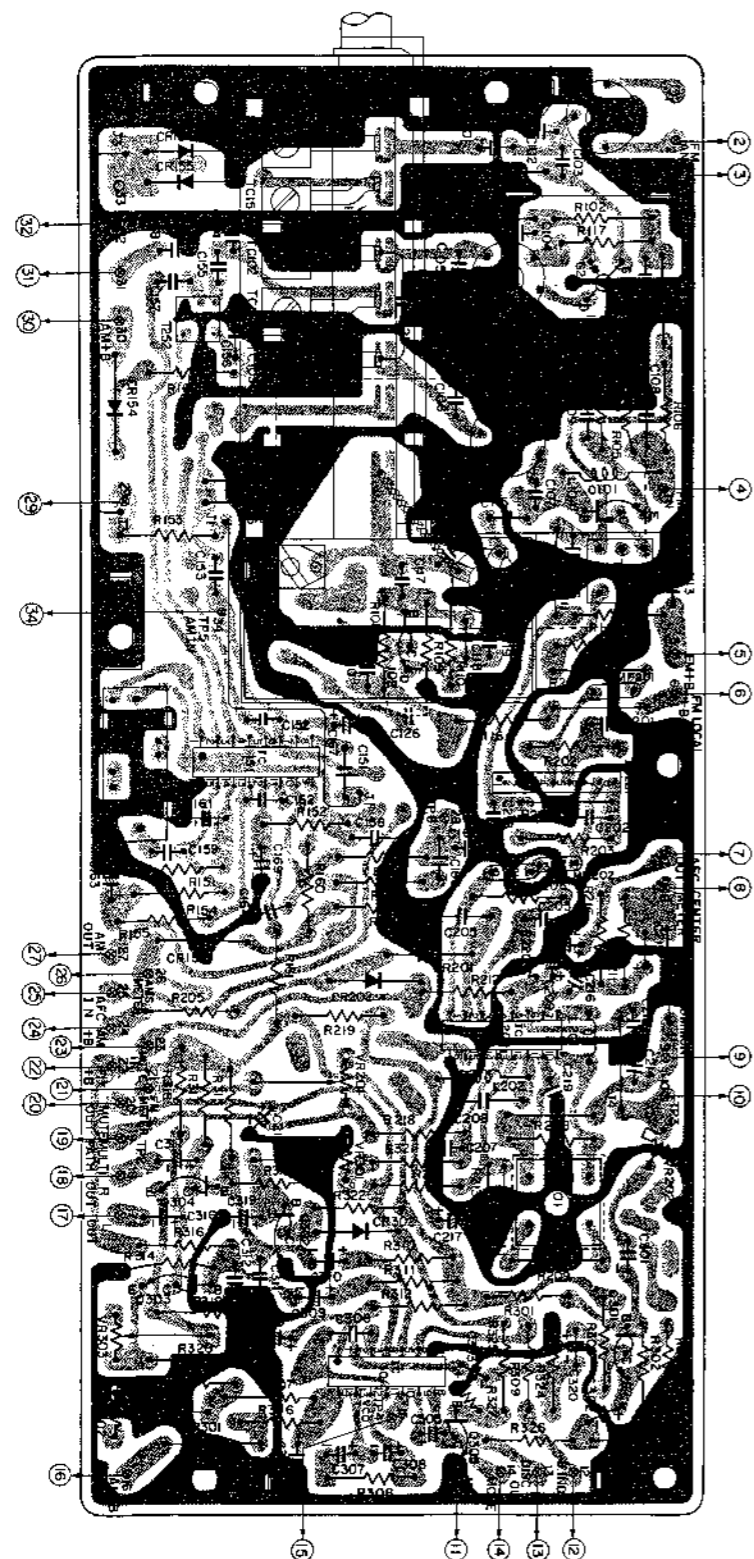


SR-803

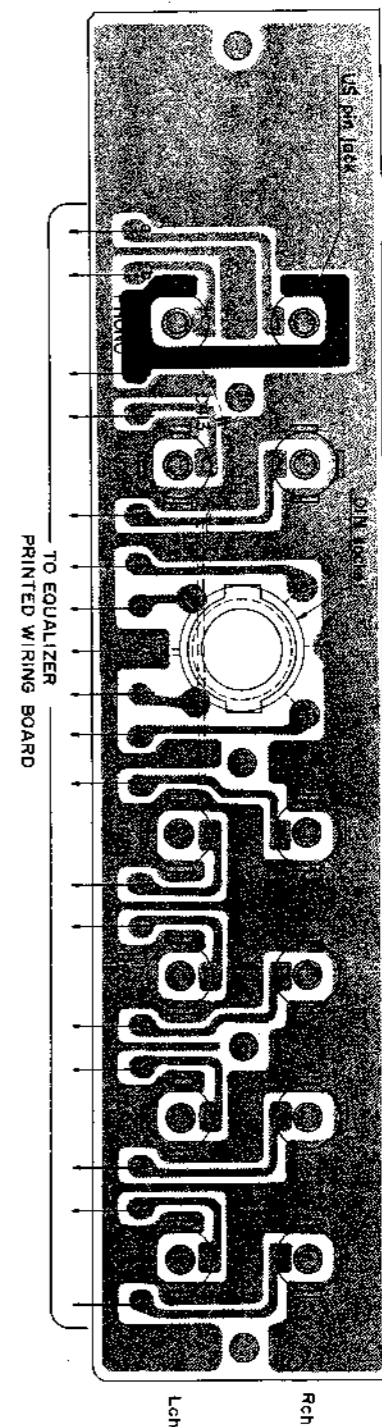
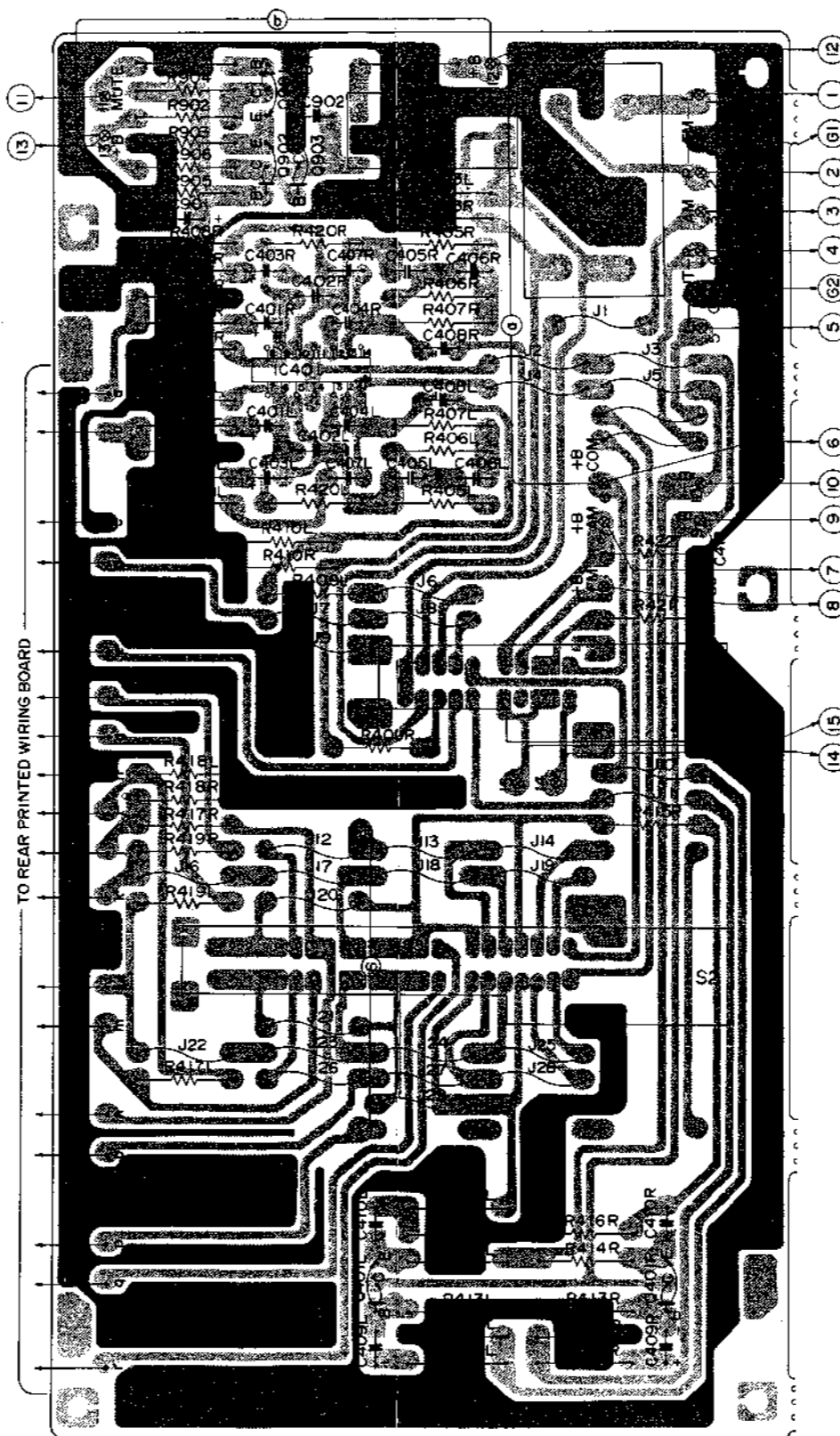
PRINTED WIRING BOARD·PRINTPLATTEN·PLAN DE BASE

TUNER PRINTED WIRING BOARD

The terminal No. shows the stamp on the printed wiring board. This number matches the number in the circuit diagram.

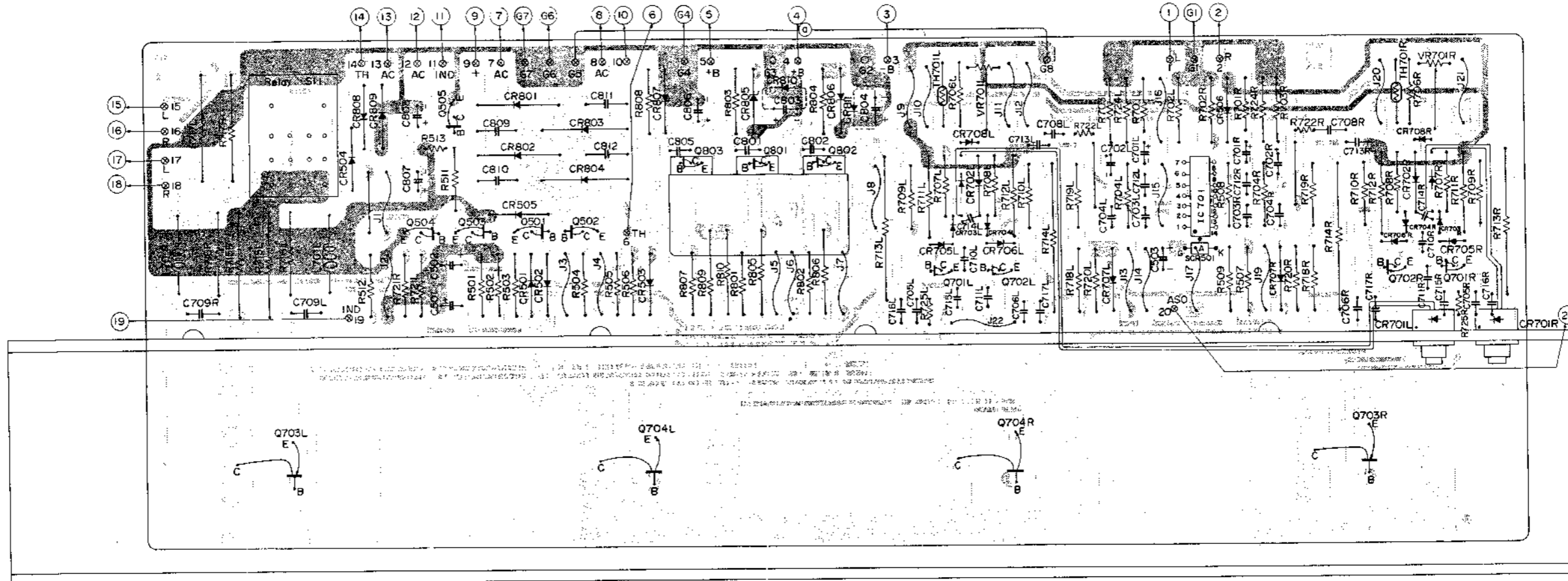


EQUALIZER PRINTED WIRING BOARD

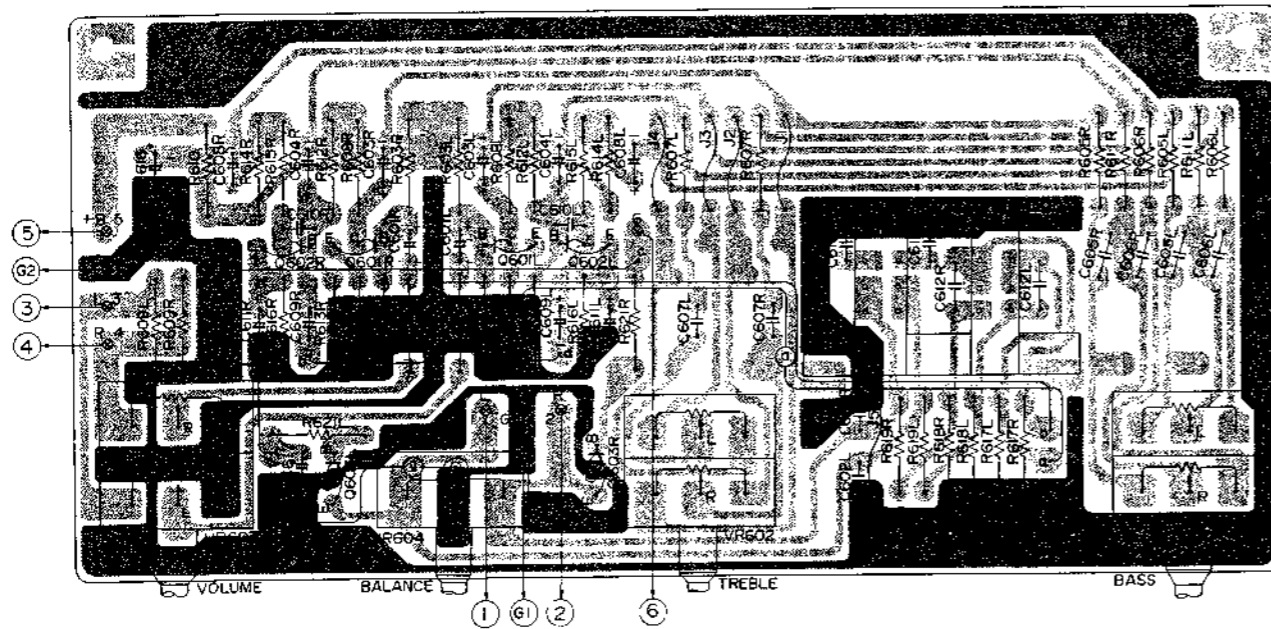


**SR-803
MAIN PRINTED WIRING BOARD**

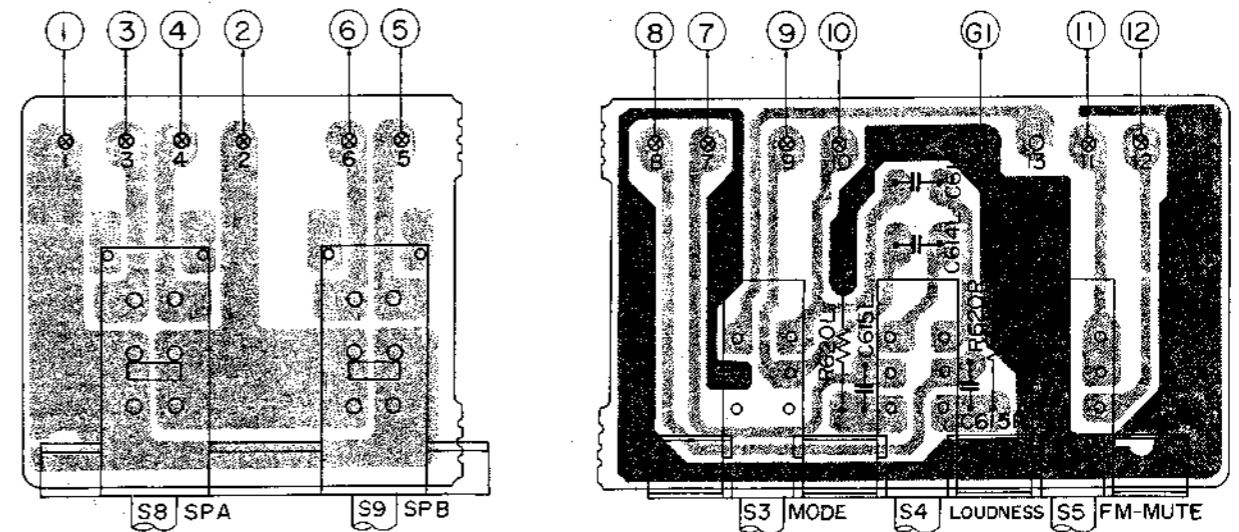
The terminal No. shows the stamp on the printed wiring board. This number matches the number in the circuit diagram.



PRE-TONE PRINTED WIRING BOARD

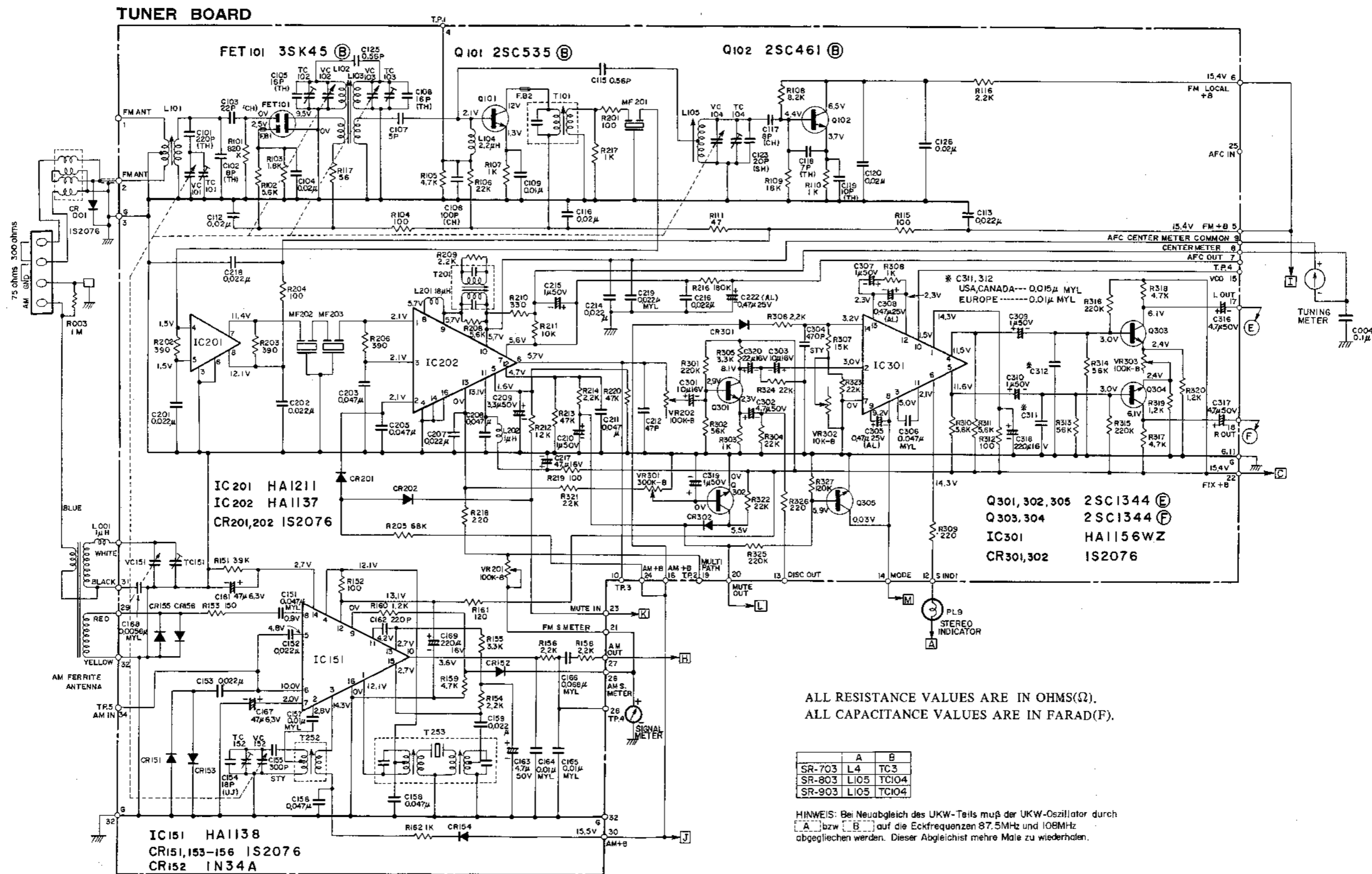


SWITCH PRINTED WIRING BOARD



SR-803
CIRCUIT DIAGRAM · SCHALTPLAN · PLAN DE CIRCUIT
TUNER CIRCUIT DIAGRAM

The circuit diagram is subject to change for improvement without notice.



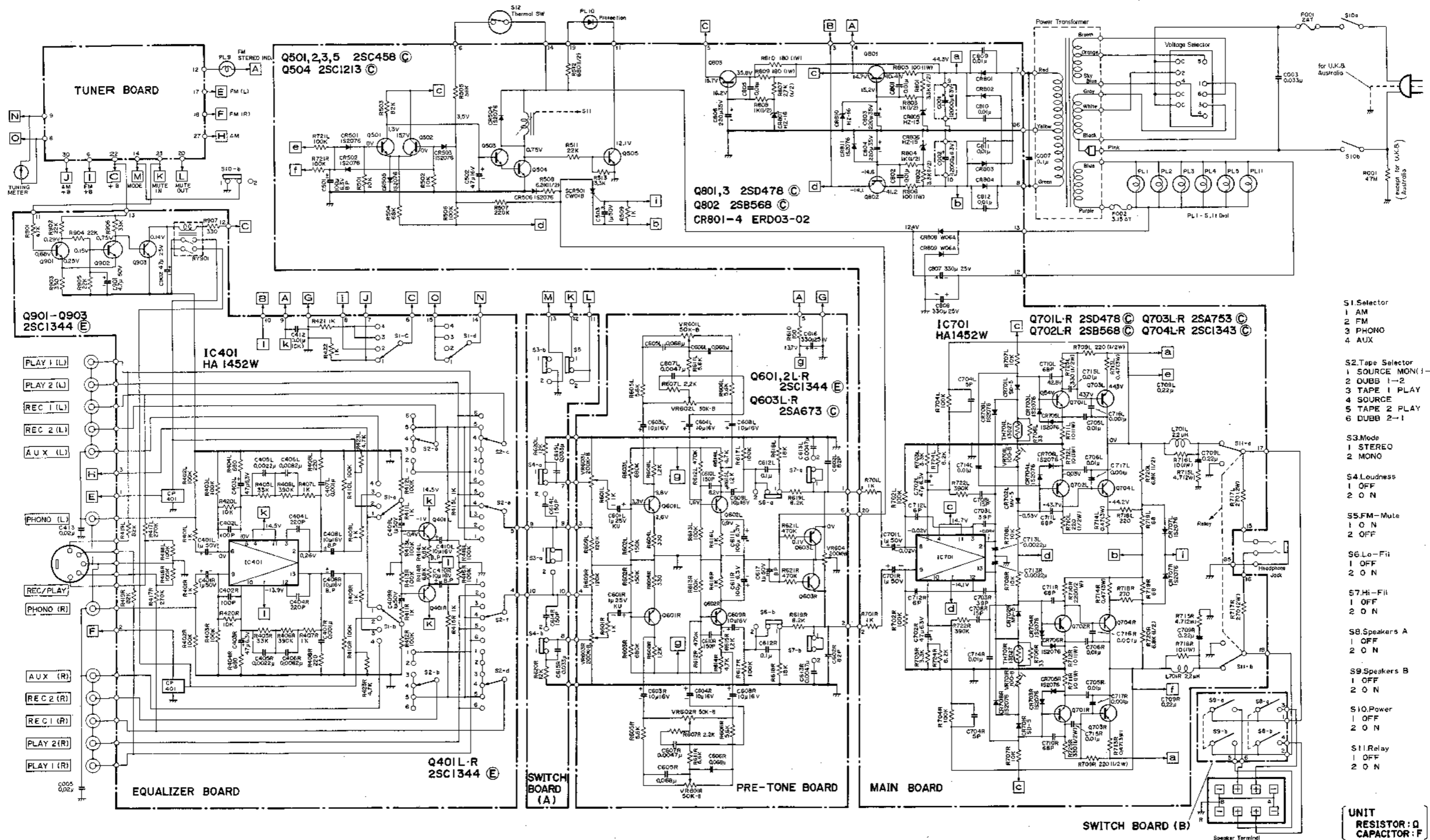
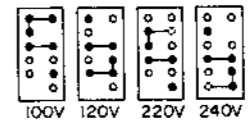
ALL RESISTANCE VALUES ARE IN OHMS(Ω),
 ALL CAPACITANCE VALUES ARE IN FARAD(F).

	A	B
SR-703	L4	TC3
SR-803	LI05	TC104
SR-903	LI05	TC104

HINWEIS: Bei Neueingleich des UKW-Teils muß der UKW-Oszillator durch
 A bzw. B auf die Eckfrequenzen 87,5MHz und 108MHz
 abgeglichen werden. Dieser Abgleich ist mehrere Male zu wiederholen.

SR-803
AUDIO CIRCUIT DIAGRAM

Selector Connection

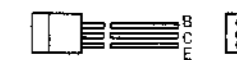
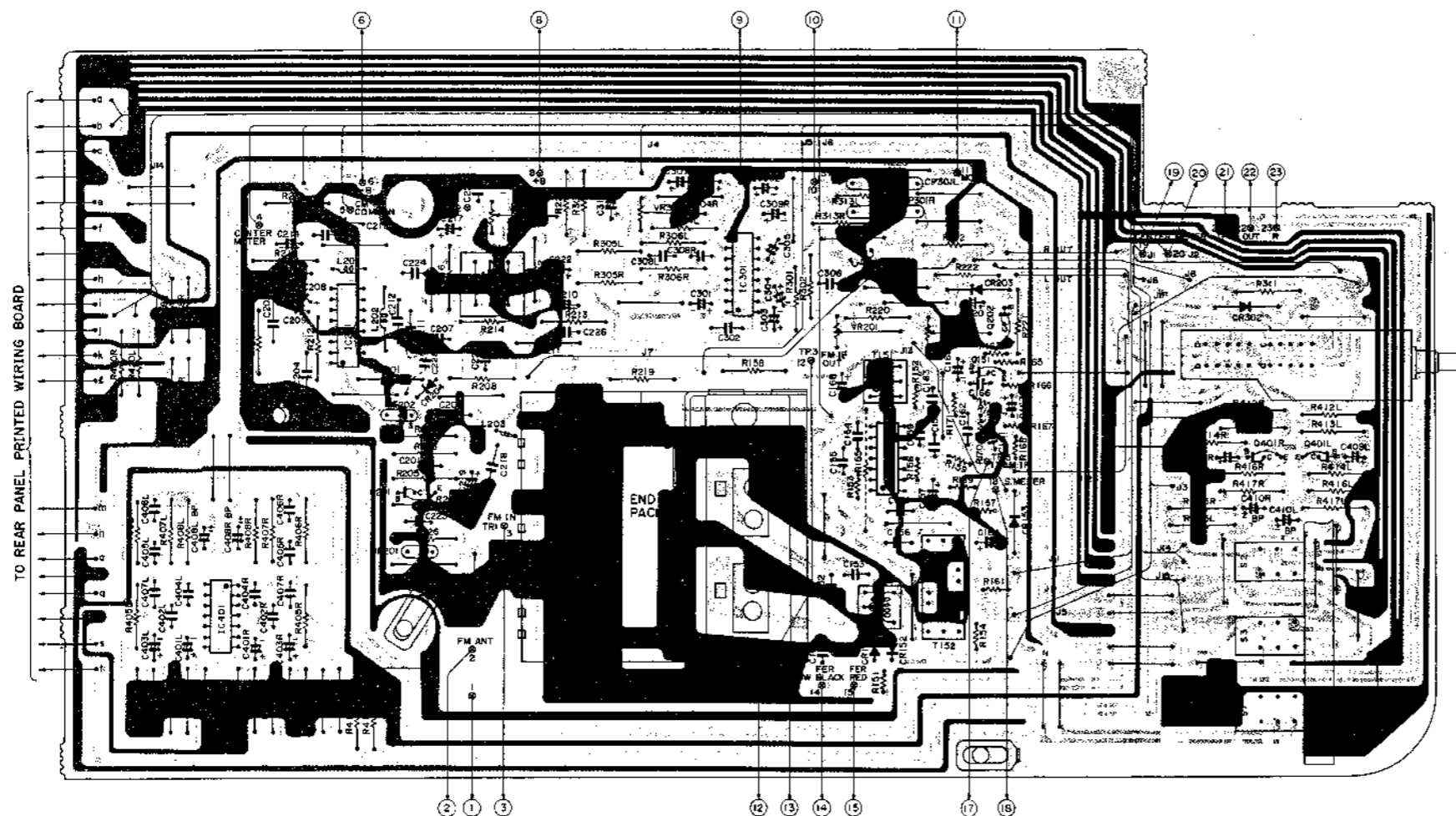


SR-703

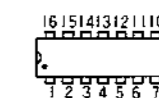
PRINTED WIRING BOARD·PRINTPLATTEN·PLAN DE BASES

TUNER PRINTED WIRING BOARD

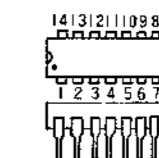
The terminal No. shows the stamp on the printed wiring board. This number matches the number in the circuit diagram.



2SC1344
2SC460

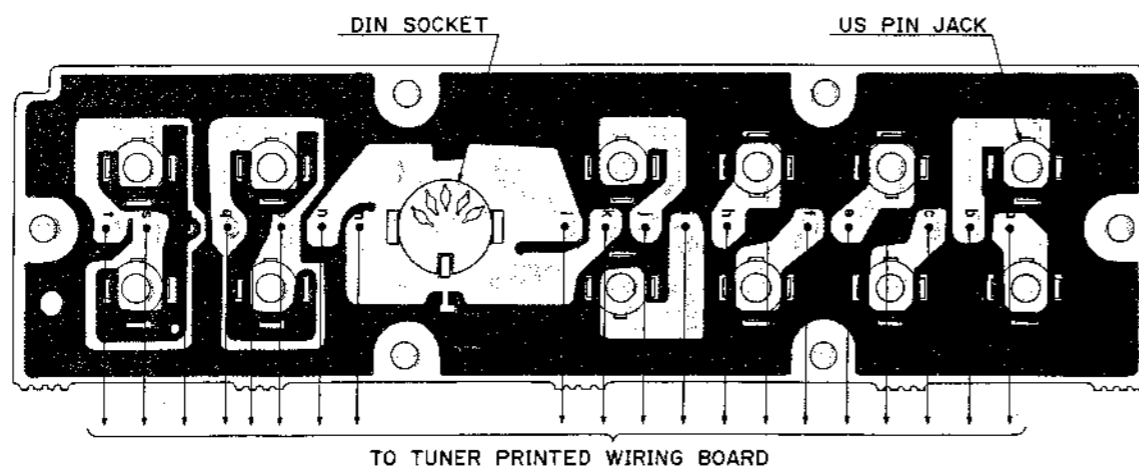


HA1137
HA1196

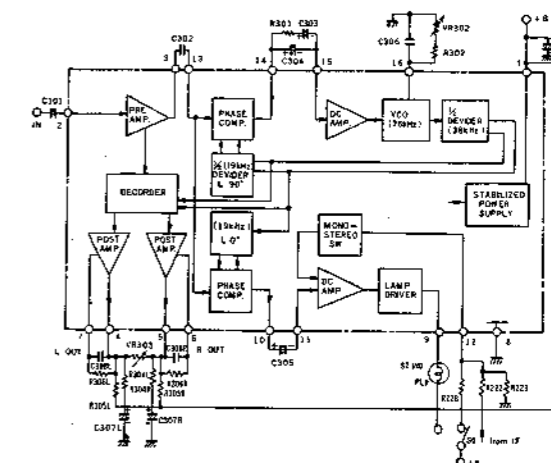


HA1151
HA1452W

REAR PRINTED WIRING BOARD

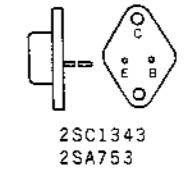
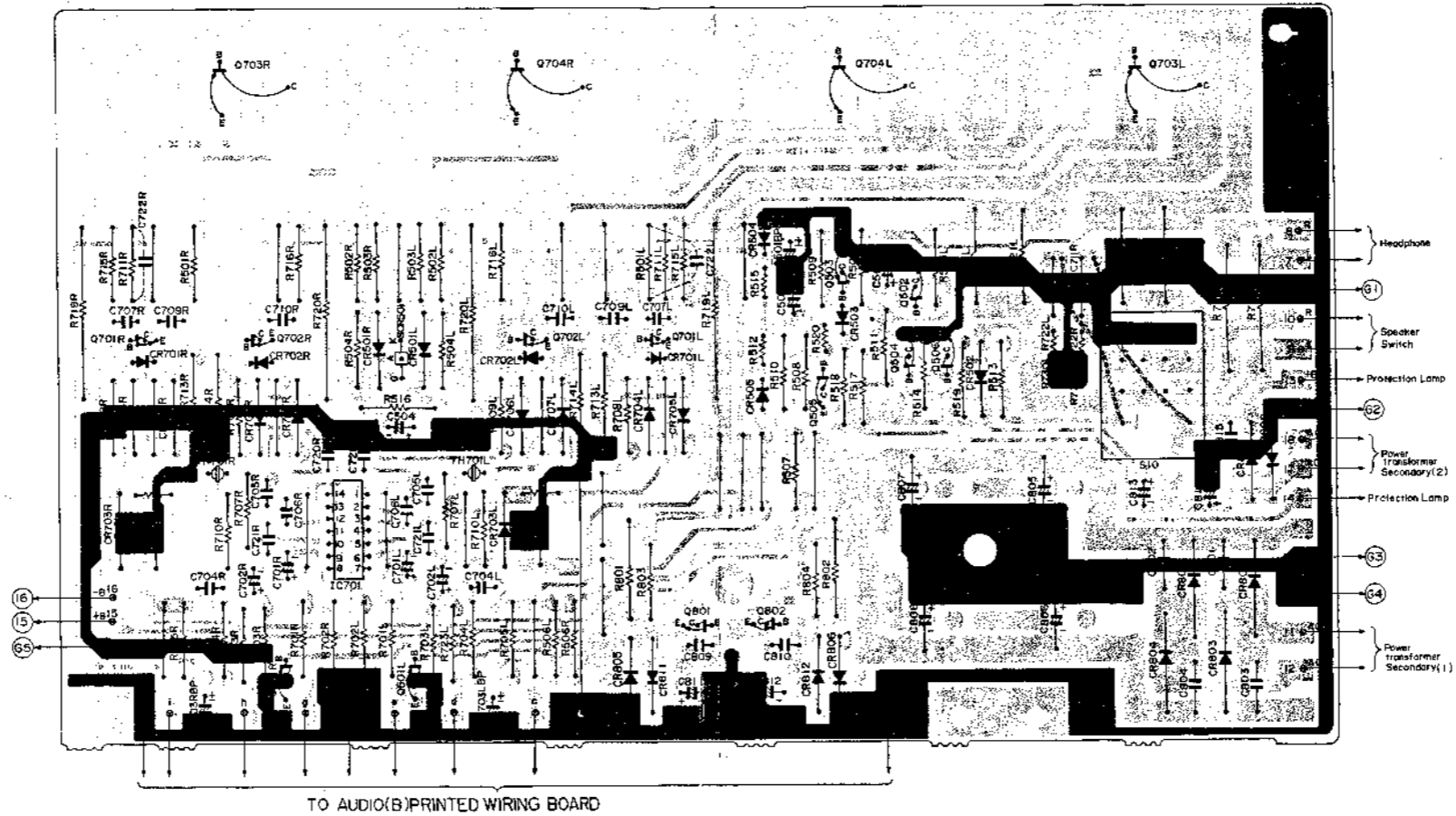


INNER VIEW (HA1196)

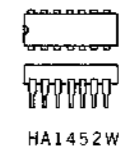


SR-703
AUDIO(A) PRINTED WIRING BOARD

The terminal No. shows the stamp on the printed wiring board.
This number matches the number in the circuit diagram.



2SC1343
2SA753



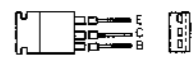
HA1452W



2SC1344
2SA836
2SC1213
2SC458

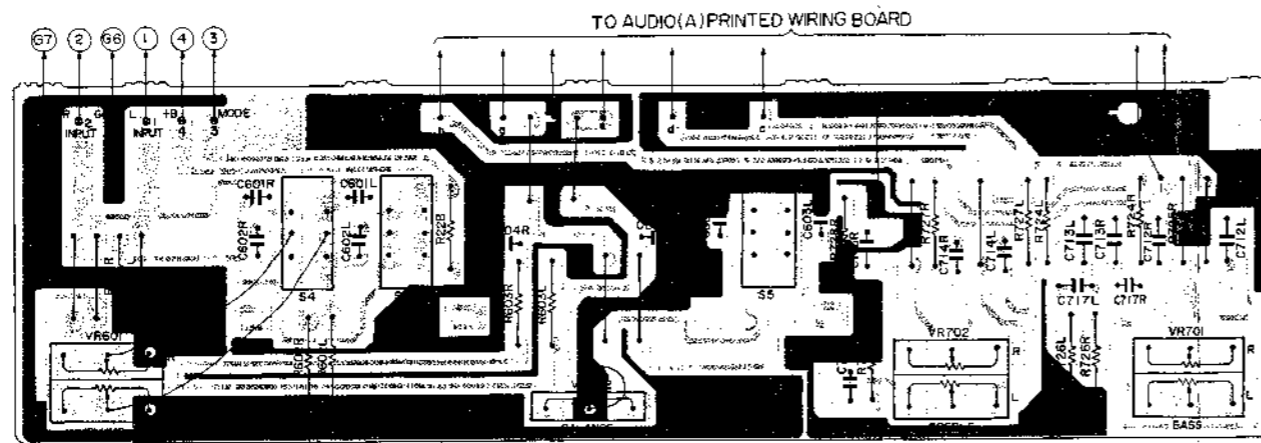


CW01B

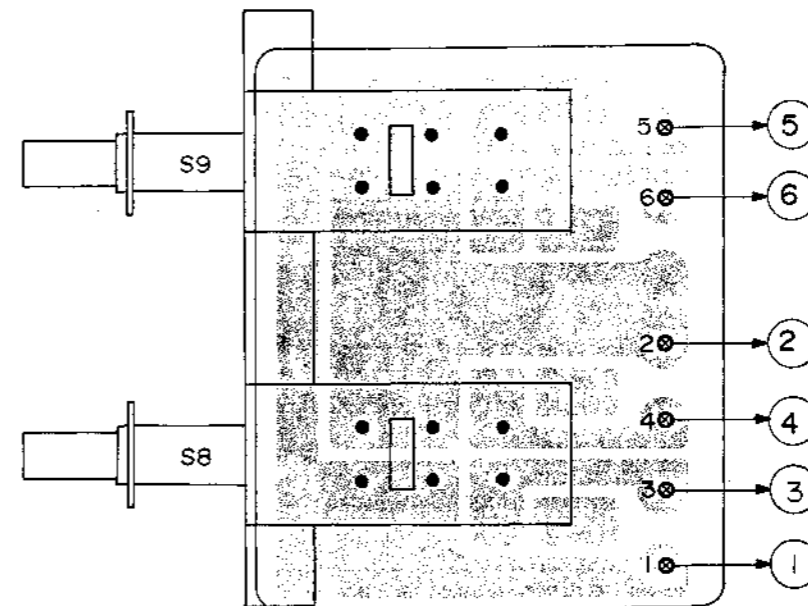


2SD478
2SB568

AUDIO(B) PRINTED WIRING BOARD

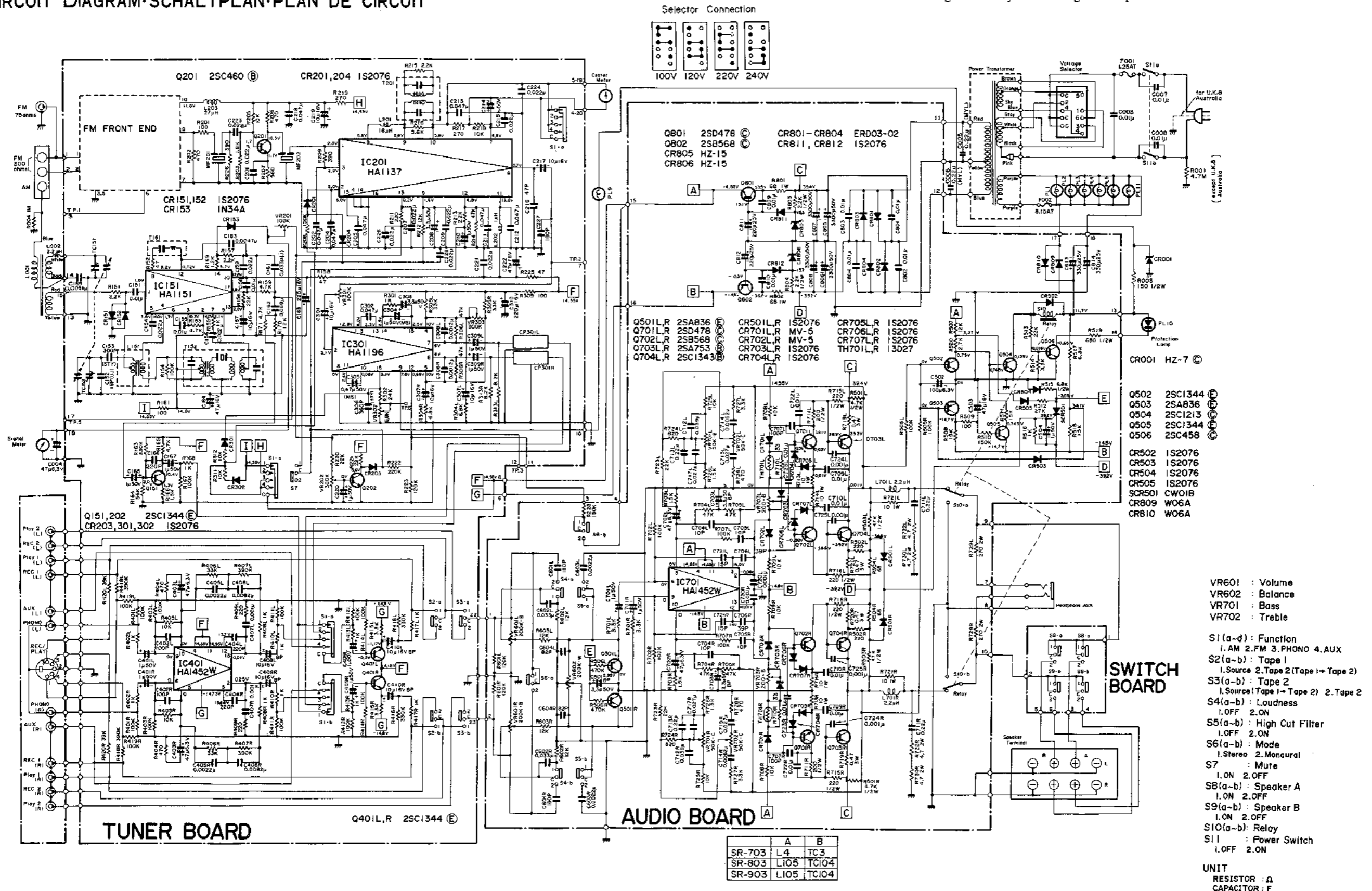


SWITCH PRINTED WIRING BOARD



SR-703
CIRCUIT DIAGRAM·SCHALTPLAN·PLAN DE CIRCUIT

The circuit diagram is subject to change for improvement without notice.



REPLACEMENT PARTS LIST · ERSATZTEILLISTE · TABLEAU DES PIECE
(SR-903)

(SR-903)

SYMBOL NO.	STOCK NO.	DESCRIPTION	SYMBOL NO.	STOCK NO.	DESCRIPTION
CAPACITORS					
for TUNER PRINTED WIRING BOARD					
C101	0248362	Ceramic, discal	C216	0245018	Ceramic, discal
C102	0248308	Ceramic, discal	C217	0252525	Electrolytic
C103	0246448	Ceramic, discal	C218	0245018	Ceramic, discal
C104	0245018	Ceramic, discal	C219	0275013	Mylar, film
C105	0248335	Ceramic, discal	C222	0252875	Electrolytic
C106	0248335	Ceramic, discal	C301	0252521	Electrolytic
C107	0248635	Ceramic, discal	C302	0252815	Electrolytic
C108	0246464	Ceramic, discal	C303	0252521	Electrolytic
C109	0245017	Ceramic, discal	C304	0221522	Styrol
C112	0245018	Ceramic, discal	C305	0252875	Electrolytic
C113	0245018	Ceramic, discal	C306	0275015	Mylar, film
C115	0231185	Ceramic, discal	C307	0252811	Electrolytic
C116	0245018	Ceramic, discal	C308	0252875	Electrolytic
C117	0246418	Ceramic, discal	C309	0252811	Electrolytic
C118	0248307	Ceramic, discal	C310	0252811	Electrolytic
C119	0248310	Ceramic, discal	C311	1274215	Mylar, film
C120	0245018	Ceramic, discal	C312	1274215	Mylar, film
C121	0248344	Ceramic, discal	C316	0252815	Electrolytic
C122	0245018	Ceramic, discal	C317	0252815	Electrolytic
C123	0248174	Ceramic, discal	C318	0252532	Electrolytic
C124	0252532	Electrolytic	C319	0252811	Electrolytic
C125	0231185	Ceramic, discal	C320	0252522	Electrolytic
C126	0245018	Ceramic, discal	C321	1274215	Mylar, film
C151	0275015	Mylar, film	C322	1274215	Mylar, film
C153	0245018	Ceramic, discal	for EQUALIZER PRINTED WIRING BOARD		
C154	0248496	Ceramic, discal	C401(L,R)	0252811	Electrolytic
C155	0228322	Styrol	C402(L,R)	0248684	Ceramic, discal
C156	0244175	Ceramic, discal	C403(L,R)	0252225	Electrolytic
C157	0275011	Mylar, film	C404(L,R)	0274013	Mylar, film
C158	0244175	Ceramic, discal	C405(L,R)	0274036	Mylar, film
C159	0245018	Ceramic, discal	C406(L,R)	0248732	Ceramic, discal
C161	0252225	Electrolytic	C407(L,R)	0274011	Mylar, film
C162	0248692	Ceramic, discal	C408(L,R)	0257145	Electrolytic
C163	0252815	Electrolytic	C409	0245017	Ceramic, discal
C164	0275011	Mylar, film	C901	0252815	Electrolytic
C165	0275011	Mylar, film	C902	0252625	Electrolytic
C166	0275016	Mylar, film	C903	0275016	Mylar, film
C167	0252225	Electrolytic	C904	0275011	Mylar, film
C168	1274235	Mylar, film	C905	0274012	Mylar, film
C169	0252532	Electrolytic	C906	0274011	Mylar, film
C170	0245018	Ceramic, discal	C907	0276011	Mylar, film
C171	0245018	Ceramic, discal	C908	0252231	Electrolytic
C172	0248470	Ceramic, discal	C909	0252815	Electrolytic
C201	0245018	Ceramic, discal	C910	0252625	Electrolytic
C202	0245018	Ceramic, discal	C911	0252815	Electrolytic
C203	0244175	Ceramic, discal	for DC SUPPLY PRINTED WIRING BOARD		
C205	0244175	Ceramic, discal	C501	0252231	Electrolytic
C207	0245018	Ceramic, discal	C502	0252625	Electrolytic
C208	0244175	Ceramic, discal	C503	0252633	Electrolytic
C209	0252813	Electrolytic	C504	0252633	Electrolytic
C210	0252811	Electrolytic	C505	0257145	Electrolytic
C211	0244175	Ceramic, discal	C506(L,R)	0276511	Mylar, film
C212	0248736	Ceramic, discal	C801	0245408	Ceramic, discal
C214	0245018	Ceramic, discal	C802	0245408	Ceramic, discal
C215	0252811	Electrolytic	C803	0245408	Ceramic, discal

SYMBOL NO.	STOCK NO.	DESCRIPTION	SYMBOL NO.	STOCK NO.	DESCRIPTION
C808	0245408	Ceramic, discal	C004	0250442	Electrolytic
C809	0245017	Ceramic, discal	C005	0250884	Electrolytic
C810	0245017	Ceramic, discal	for REAR PLATE ASSEMBLY		
C811	0245017	Ceramic, discal	C007	0245018	Ceramic, discal
C812	0252732	Electrolytic	C008	0245018	Ceramic, discal
C813	0252732	Electrolytic	C009	0245018	Ceramic, discal
C814	0252732	Electrolytic	C010	0245018	Ceramic, discal
C819	0279954	Mylar, film	RESISTORS		
C820	0279954	Mylar, film	for TUNER PRINTED WIRING BOARD		
for TONE CONTROL PRINTED WIRING BOARD					
C601(L,R)	0252811	Electrolytic	R101	0114303	Carbon film
C603(L,R)	0257145	Electrolytic	R102	0114179	Carbon film
C604(L,R)	0228315	Styrol	R103	0114167	Carbon film
C605(L,R)	0275014	Mylar, film	R104	0114131	Carbon film
C606(L,R)	0252811	Electrolytic	R105	0114177	Carbon film
C607(L,R)	0248736	Ceramic, discal	R106	0114209	Carbon film
C608(L,R)	0252231	Electrolytic	R107	0114161	Carbon film
C610(L,R)	0252231	Electrolytic	R108	0114183	Carbon film
C611(L,R)	0252571	Electrolytic	R109	0114207	Carbon film
C612(L,R)	0248724	Mylar, film	R110	0114161	Carbon film
C613(L,R)	0274014	Mylar, film	R111	0114057	Carbon film
C614(L,R)	0274012	Mylar, film	R113	0114281	Carbon film
C615(L,R)	0274316	Mylar, film	R114	0114295	Carbon film
C616(L,R)	0275012	Mylar, film	R115	0114061	Carbon film
C617(L,R)	0275012	Mylar, film	R116	0114167	Carbon film
C618(L,R)	0252521	Electrolytic	R117	0114131	Carbon film
C619(L,R)	0252571	Electrolytic	R151	0114215	Carbon film
C620(L,R)	0248676	Ceramic, discal	R152	0114131	Carbon film
C621(L,R)	0252571	Electrolytic	R153	0114135	Carbon film
C622(L,R)	0252531	Electrolytic	R154	0114169	Carbon film
C623(L,R)	0276011	Mylar, film	R155	0114173	Carbon film
C624(L,R)	0274036	Mylar, film	R156	0114169	Carbon film
C625(L,R)	0252521	Electrolytic	R158	0114169	Carbon film
C626(L,R)	0252521	Electrolytic	R159	0114177	Carbon film
C627(L,R)	0248676	Ceramic, discal	R160	0114183	Carbon film
C628(L,R)	0248724	Ceramic, discal	R161	0114133	Carbon film
C629(L,R)	0274013	Mylar, film	R162	0114161	Carbon film
C630(L,R)	0252535	Electrolytic	R201	0114131	Carbon film
C631(L,R)	0252535	Electrolytic	R202	0114145	Carbon film
for MAIN AMPLIFIER PRINTED WIRING BOARD					
C701(L,R)	0252811	Electrolytic	R203	0114149	Carbon film
C702(L,R)	0248722	Ceramic, discal	R204	0114131	Carbon film
C703(L,R)	0252525	Electrolytic	R205	0114221	Carbon film
C704(L,R)	0247834	Ceramic, discal	R206	0114149	Carbon film
C705(L,R)	0247807	Ceramic, discal	R208	0114179	Carbon film
C706(L,R)	0275711	Mylar, film	R209	0114169	Carbon film
C708(L,R)	0276511	Mylar, film	R210	0114143	Carbon film
C709(L,R)	0275713	Mylar, film	R211	0114201	Carbon film
C710(L,R)	0275713	Mylar, film	R212	0114203	Carbon film
C715	0252815	Electrolytic	R213	0114217	Carbon film
C716(L,R)	0247834	Ceramic, discal	R214	0114169	Carbon film
C717(L,R)	0247804	Ceramic, discal	R216	0114287	Carbon film
C718	0276511	Mylar, film	R217	0114161	Carbon film
C719	0276011	Mylar, film	R218	0114139	Carbon film
C720	0276011	Mylar, film	R219	0114131	Carbon film
for CHASSIS ASSEMBLY					
C002	0214481	Paper	R220	0138177	Carbon film
C003	0250442	Electrolytic	R301	0114289	Carbon film
			R302	0114219	Carbon film

(SR-903)

SYMBOL NO.	STOCK NO.	DESCRIPTION			SYMBOL NO.	STOCK NO.	DESCRIPTION			
R303	0114161	Carbon film	1kΩ	±5%	SRD¼P	R930	0114209	Carbon film	22kΩ ±5%	SRD¼P
R304	0114209	Carbon film	22kΩ	±5%	SRD¼P	R931	0134365	Composition	220Ω ±10%	RC½GF
R305	0114173	Carbon film	3.3kΩ	±5%	SRD¼P	R932	0114281	Carbon film	100kΩ ±5%	SRD¼P
R306	0114169	Carbon film	2.2kΩ	±5%	SRD¼P	for DC SUPPLY PRINTED WIRING BOARD				
R307	0114205	Carbon film	15kΩ	±5%	SRD¼P	R501	0114281	Carbon film	100kΩ ±5%	SRD¼P
R308	0114161	Carbon film	1kΩ	±5%	SRD¼P	R502	0114281	Carbon film	100kΩ ±5%	SRD¼P
R309	0114139	Carbon film	220Ω	±5%	SRD¼P	R503	0114177	Carbon film	4.7kΩ ±5%	SRD¼P
R310	0114179	Carbon film	5.6kΩ	±5%	SRD¼P	R504	0114205	Carbon film	15kΩ ±5%	SRD¼P
R311	0114179	Carbon film	5.6kΩ	±5%	SRD¼P	R505	0114201	Carbon film	10kΩ ±5%	SRD¼P
R312	0114131	Carbon film	100Ω	±5%	SRD¼P	R506	0114205	Carbon film	15kΩ ±5%	SRD¼P
R313	0114219	Carbon film	56kΩ	±5%	SRD¼P	R507	0114131	Carbon film	100Ω ±5%	SRD¼P
R314	0114219	Carbon film	56kΩ	±5%	SRD¼P	R508	0114285	Carbon film	150kΩ ±5%	SRD¼P
R315	0114289	Carbon film	220kΩ	±5%	SRD¼P	R509	0114205	Carbon film	15kΩ ±5%	SRD¼P
R316	0114289	Carbon film	220kΩ	±5%	SRD¼P	R510	0114209	Carbon film	22kΩ ±5%	SRD¼P
R317	0114177	Carbon film	4.7kΩ	±5%	SRD¼P	R511	0114209	Carbon film	22kΩ ±5%	SRD¼P
R318	0114177	Carbon film	4.7kΩ	±5%	SRD¼P	R512	0134371	Composition	680Ω ±10%	RC½GF
R319	0114163	Carbon film	1.2kΩ	±5%	SRD¼P	R513	0119526	Metal oxide	270Ω ±10%	RD2PA
R320	0114163	Carbon film	1.2kΩ	±5%	SRD¼P	R514	0119526	Metal oxide	270Ω ±10%	RD2PA
R321	0114209	Carbon film	22kΩ	±5%	SRD¼P	R515(L,R)	0119154	Metal	18Ω ±10%	RN2B
R322	0114281	Carbon film	100kΩ	±5%	SRD¼P	R516(L,R)	0119154	Metal	18Ω ±10%	RN2B
R323	0114209	Carbon film	22kΩ	±5%	SRD¼P	R517	0114177	Carbon film	4.7kΩ ±5%	SRD¼P
R324	0114209	Carbon film	22kΩ	±5%	SRD¼P	R804	0134377	Composition	2.2kΩ ±10%	RC½GF
R325	0114289	Carbon film	220kΩ	±5%	SRD¼P	R805	0134377	Composition	2.2kΩ ±10%	RC½GF
R326	0114139	Carbon film	220Ω	±5%	SRD¼P	R806	0134377	Composition	2.2kΩ ±10%	RC½GF
R327	0138203	Carbon film	120kΩ	±5%	SRD¼SD	R807	0134373	Composition	1kΩ ±10%	RC½GF
for EQUALIZER PRINTED WIRING BOARD					R808	0134373	Composition	1kΩ ±10%	RC½GF	
R401(L,R)	0114281	Carbon film	100kΩ	±5%	SRD¼P	R809	0134373	Composition	1kΩ ±10%	RC½GF
R402(L,R)	0114161	Carbon film	1kΩ	±5%	SRD¼P	for TONE CONTROL PRINTED WIRING BOARD				
R403(L,R)	0114281	Carbon film	100kΩ	±5%	SRD¼P	R601(L,R)	0114281	Carbon film	100kΩ ±5%	SRD¼P
R404(L,R)	0114201	Carbon film	10kΩ	±5%	SRD¼P	R602(L,R)	0114161	Carbon film	1kΩ ±5%	SRD¼P
R405(L,R)	0114148	Carbon film	510Ω	±5%	SRD¼P	R603(L,R)	0114281	Carbon film	100kΩ ±5%	SRD¼P
R406(L,R)	0114213	Carbon film	33kΩ	±5%	SRD¼P	R604(L,R)	0114181	Carbon film	6.8kΩ ±5%	SRD¼P
R407(L,R)	0114295	Carbon film	390kΩ	±5%	SRD¼P	R605(L,R)	0114281	Carbon film	100kΩ ±5%	SRD¼P
R408(L,R)	0114161	Carbon film	1kΩ	±5%	SRD¼P	R606(L,R)	0114161	Carbon film	1kΩ ±5%	SRD¼P
R409(L,R)	0114139	Carbon film	220Ω	±5%	SRD¼P	R607(L,R)	0114217	Carbon film	47kΩ ±5%	SRD¼P
R410(L,R)	0114281	Carbon film	100kΩ	±5%	SRD¼P	R608(L,R)	0114291	Carbon film	270kΩ ±5%	SRD¼P
R411(L,R)	0114161	Carbon film	1kΩ	±5%	SRD¼P	R609(L,R)	0114281	Carbon film	100kΩ ±5%	SRD¼P
R903	0114217	Carbon film	47kΩ	±5%	SRD¼P	R610(L,R)	0114295	Carbon film	390kΩ ±5%	SRD¼P
R904	0114209	Carbon film	22kΩ	±5%	SRD¼P	R611(L,R)	0114201	Carbon film	10kΩ ±5%	SRD¼P
R905	0114143	Carbon film	330Ω	±5%	SRD¼P	R612(L,R)	0114203	Carbon film	12kΩ ±5%	SRD¼P
R906	0114209	Carbon film	22kΩ	±5%	SRD¼P	R613(L,R)	0114161	Carbon film	1kΩ ±5%	SRD¼P
R907	0114209	Carbon film	22kΩ	±5%	SRD¼P	R614(L,R)	0114295	Carbon film	390kΩ ±5%	SRD¼P
R908	0114213	Carbon film	33kΩ	±5%	SRD¼P	R615(L,R)	0114283	Carbon film	120kΩ ±5%	SRD¼P
R909	0114143	Carbon film	330Ω	±5%	SRD¼P	R616(L,R)	0114207	Carbon film	18kΩ ±5%	SRD¼P
R910	0114161	Carbon film	1kΩ	±5%	SRD¼P	R617(L,R)	0114177	Carbon film	4.7kΩ ±5%	SRD¼P
R911	0114285	Carbon film	150kΩ	±5%	SRD¼P	R618(L,R)	0114209	Carbon film	22kΩ ±5%	SRD¼P
R912	0114163	Carbon film	1.2kΩ	±5%	SRD¼P	R619(L,R)	0114201	Carbon film	10kΩ ±5%	SRD¼P
R913	0114303	Carbon film	820kΩ	±5%	SRD¼P	R620(L,R)	0114137	Carbon film	180Ω ±5%	SRD¼P
R914	0114283	Carbon film	120kΩ	±5%	SRD¼P	R621(L,R)	0114201	Carbon film	10kΩ ±5%	SRD¼P
R915	0114201	Carbon film	10kΩ	±5%	SRD¼P	R622(L,R)	0114177	Carbon film	4.7kΩ ±5%	SRD¼P
R916	0114167	Carbon film	1.8kΩ	±5%	SRD¼P	R623(L,R)	0114201	Carbon film	10kΩ ±5%	SRD¼P
R917	0114163	Carbon film	1.2kΩ	±5%	SRD¼P	R624(L,R)	0114203	Carbon film	12kΩ ±5%	SRD¼P
R918	0114281	Carbon film	100kΩ	±5%	SRD¼P	R625(L,R)	0114179	Carbon film	5.6kΩ ±5%	SRD¼P
R919	0114217	Carbon film	47kΩ	±5%	SRD¼P	R626(L,R)	0114297	Carbon film	470kΩ ±5%	SRD¼P
R920	0114297	Carbon film	470kΩ	±5%	SRD¼P	R627(L,R)	0114203	Carbon film	12kΩ ±5%	SRD¼P
R921	0114179	Carbon film	5.6kΩ	±5%	SRD¼P	R628(L,R)	0114209	Carbon film	22kΩ ±5%	SRD¼P
R922	0114135	Carbon film	150Ω	±5%	SRD¼P	R629(L,R)	0114209	Carbon film	22kΩ ±5%	SRD¼P
R923	0114221	Carbon film	68kΩ	±5%	SRD¼P	R630(L,R)	0114299	Carbon film	560kΩ ±5%	SRD¼P
R924	0114211	Carbon film	27kΩ	±5%	SRD¼P	R631(L,R)	0114221	Carbon film	68kΩ ±5%	SRD¼P
R925	0114179	Carbon film	5.6kΩ	±5%	SRD¼P	R632(L,R)	0114173	Carbon film	3.3kΩ ±5%	SRD¼P
R926	0114289	Carbon film	220kΩ	±5%	SRD¼P	R633(L,R)	0114177	Carbon film	4.7kΩ ±5%	SRD¼P
R927	0114143	Carbon film	330Ω	±5%	SRD¼P	R634(L,R)	0114161	Carbon film	1kΩ ±5%	SRD¼P
R928	0114281	Carbon film	100kΩ	±5%	SRD¼P	R635(L,R)	0114281	Carbon film	100kΩ ±5%	SRD¼P
R929	0114209	Carbon film	22kΩ	±5%	SRD¼P					

(SR-903)

SYMBOL NO.	STOCK NO.	DESCRIPTION			SYMBOL NO.	STOCK NO.	DESCRIPTION				
R636(L,R)	0114207	Carbon film	18kΩ	±5%	SRD¼P	for SUB PRINTED WIRING BOARD					
R637(L,R)	0114177	Carbon film	4.7kΩ	±5%	SRD¼P						
R638(L,R)	0114291	Carbon film	270kΩ	±5%	SRD¼P	R751	0114133	Carbon film	120Ω	±5%	SRD¼P
R639(L,R)	0114221	Carbon film	68kΩ	±5%	SRD¼P	R752	0114131	Carbon film	100Ω	±5%	SRD¼P
R640(L,R)	0114201	Carbon film	10kΩ	±5%	SRD¼P	R753	0114209	Carbon film	0.022µF	±5%	SRD¼P
R641(L,R)	0114175	Carbon film	3.9kΩ	±5%	SRD¼P	ICs, FET & TRANSISTORS					
R642(L,R)	0114177	Carbon film	4.7kΩ	±5%	SRD¼P						
R643	0114131	Carbon film	100Ω	±5%	SRD¼P	for TUNER PRINTED WIRING BOARD					
R644	0114131	Carbon film	100Ω	±5%	SRD¼P						
R645	0114135	Carbon film	150Ω	±5%	SRD¼P	IC151	2367201	HA1138			
R646	0114161	Carbon film	1kΩ	±5%	SRD¼P	IC201	2367191	HA1211			
R647	0114161	Carbon film	1kΩ	±5%	SRD¼P	IC202	2367122	HA1137			
R648(L,R)	0114217	Carbon film	47kΩ	±5%	SRD¼P	IC301	2367173	HA1156WZ			
for MAIN AMPLIFIER PRINTED WIRING BOARD					FET101	2327433	2SK45	ⓑ	BK		
R701(L,R)	0114161	Carbon film	1kΩ	±5%	SRD¼P	Q101	0573510	2SC535	ⓑ		
R702(L,R)	0114163	Carbon film	1.2kΩ	±5%	SRD¼P	Q102	0573507	2SC461	ⓑ		
R703(L,R)	0114217	Carbon film	47kΩ	±5%	SRD¼P	Q301	2327443	2SC1344	ⓐ		
R704(L,R)	0114201	Carbon film	10kΩ	±5%	SRD¼P	Q302	2327443	2SC1344	ⓐ		
R705(L,R)	0114151	Carbon film	680Ω	±5%	SRD¼P	Q303	2327444	2SC1344	ⓐ		
R706(L,R)	0114149	Carbon film	560Ω	±5%	SRD¼P	Q304	2327444	2SC1344	ⓐ		
R707(L,R)	0114203	Carbon film	12kΩ	±5%	SRD¼P	Q305	2327443	2SC1344	ⓐ		
R708(L,R)	0114161	Carbon film	1kΩ	±5%	SRD¼P	for EQUALIZER PRINTED WIRING BOARD					
R710(L,R)	0114137	Carbon film	180Ω	±5%	SRD¼P						
R711(L,R)	0117391	Metal oxide	1kΩ	±5%	RD¼PA	IC401	2367152	HA1452	W		
R712(L,R)	0114289	Carbon film	220kΩ	±5%	SRD¼P	Q901	2327443	2SC1344	ⓐ		
R713(L,R)	0114283	Carbon film	120kΩ	±5%	SRD¼P	Q902	2327443	2SC1344	ⓐ		
R714(L,R)	0114283	Carbon film	120kΩ	±5%	SRD¼P	Q903	2327363	2SC1345	ⓐ		
R715(L,R)	0134387	Composition	15kΩ	±10%	RC¼GF	Q904	2327364	2SC1345	ⓐ		
R716(L,R)	0134387	Composition	15kΩ	±10%	RC¼GF	Q905	2327364	2SC1345	ⓐ		
R717(L,R)	0134368	Composition	390Ω	±10%	RC¼GF	Q906	2327443	2SC1344	ⓐ		
R718(L,R)	0134368	Composition	390Ω	±10%	RC¼GF	Q907	2327443	2SC1344	ⓐ		
R719(L,R)	0119429	Metal oxide	470Ω	±10%	RD1PA	Q908	2327443	2SC1344	ⓐ		
R720(L,R)	0119429	Metal oxide	470Ω	±10%	RD1PA	Q909	2327363	2SC1345	ⓐ		
R721(L,R)	0134380	Composition	3.9kΩ	±10%	RC¼GF	Q910	2327443	2SC1344	ⓐ		
R722(L,R)	0134380	Composition	3.9kΩ	±10%	RC¼GF	for DC SUPPLY PRINTED WIRING BOARD					
R723(L,R)	0134361	Composition	100Ω	±10%	RC¼GF						
R724(L,R)	0134361	Composition	100Ω	±10%	RC¼GF	Q501	2327443	2SC1344	ⓐ		
R725(L,R)	0119233	Metal	0.22Ω	±10%	RN3B	Q502	2328083	2SA844	ⓐ		
R726(L,R)	0119233	Metal	0.22Ω	±10%	RN3B	Q503	2327363	2SC1345	ⓐ		
R727(L,R)	0134289	Composition	10Ω	±10%	RC¼GF	Q504	2327333	2SC1213	ⓐ		
R729(L,R)	0119142	Metal	8.2Ω	±10%	RN2B	Q505	2327443	2SC1344	ⓐ		
R730(L,R)	0119142	Metal	8.2Ω	±10%	RN2B	Q801	2327802	2SD478	ⓐ		
R731	0114205	Carbon film	15kΩ	±5%	SRD¼P	Q802	2327792	2SB568	ⓐ		
R732	0114161	Carbon film	1kΩ	±5%	SRD¼P	Q803	2327802	2SD478	ⓐ		
R733	0114219	Carbon film	56kΩ	±5%	SRD¼P	for TONE CONTROL PRINTED WIRING BOARD					
R734	0114219	Carbon film	56kΩ	±5%	SRD¼P						
R735	0114179	Carbon film	5.6kΩ	±5%	SRD¼P	Q601(L,R)	2327443	2SC1344	ⓐ		
R736	0119451	Metal oxide	6.8kΩ	±10%	RD1PA	Q602(L,R)	2327743	2SA836	ⓐ		
R737(L,R)	0114137	Carbon film	180Ω	±5%	SRD¼P	Q603(L,R)	2327443	2SC1344	ⓐ		
R738(L,R)	0117391	Metal oxide	1kΩ	±5%	RD¼PA	Q604(L,R)	2327443	2SC1344	ⓐ		
for CHASSIS ASSEMBLY					Q605(L,R)	2327443	2SC1344	ⓐ			
R001	0111955	Metal	2700kΩ	±10%	RN¼B	for MAIN AMPLIFIER PRINTED WIRING BOARD					
(for West Germany & France)											
R003	0119547	Metal oxide	3.3kΩ	±10%	RD2PA	Q701(L,R)	2327913	2SC1775	ⓐ		
R004	0119547	Metal oxide	3.3kΩ	±10%	RD2PA	Q702(L,R)	2327913	2SC1775	ⓐ		
for REAR PLATE ASSEMBLY					Q703(L,R)	2328122	2SB628	ⓐ			
R002	0139007	Composition	1MΩ	±10%	RC¼GF	Q704(L,R)	2328141	2SC1514			
						Q705(L,R)	2327913	2SC1775	ⓐ		
						Q706(L,R)	2327907	2SA872B	ⓐ		
						Q707(L,R)	2328092	2SD608	ⓐ		

(SR-903)

SYMBOL NO.	STOCK NO.	DESCRIPTION	SYMBOL NO.	STOCK NO.	DESCRIPTION		
Q708(L,R)	2327795	2SB568A ①	CR717	2337182	HZ-16		
Q709(L,R)	2328112	2SD586 ②	CR718(L,R)	2328041	1SS62		
Q710(L,R)	2328102	2SB616 ③	CR719(L,R)	2337011	1S2076		
Q711(L,R)	2328171	2SD581A ④	CR751	2337011	1S2076 (for SUB PRINTED WIRING BOARD)		
Q712(L,R)	2328151	2SB611A ⑤	SCR701	2337091	CW01B		
Q713(L,R)	2327913	2SC1775 ⑥	for EQUALIZER PRINTED WIRING BOARD				
for SUB PRINTED WIRING BOARD			CR901	0575019	1N60P		
Q751	2327907	2SA672B ⑦	CR902	0575019	1N60P		
DIODES & THYRISTOR			for REAR PLATE ASSEMBLY				
for TUNER PRINTED WIRING BOARD			CR001	2337011	1S2076		
CR102	2337141	1S2267	VARIABLE RESISTORS				
CR151	2337011	1S2076	for TUNER PRINTED WIRING BOARD				
CR152	0575002	1N34A	VR201	0151226	100kΩ - (B)		
CR153	2337011	1S2076	VR202	0151254	100kΩ - (B)		
CR154	2337011	1S2076	VR301	0151284	300kΩ - (B)		
CR155	2337011	1S2076	VR302	0151224	10kΩ - (B)		
CR156	2337011	1S2076	VR303	0151281	20kΩ - (B)		
CR201	2337011	1S2076	for TONE CONTROL PRINTED WIRING BOARD				
CR202	2337011	1S2076	VR601(L,R),	0158061	200kΩ - (B) (Volume, Balance)		
CR301	2337011	1S2076	VR602				
CR302	2337011	1S2076	VR603(L,R)			0156152	200kΩ - (B) (Treble)
CR501	2337011	1S2076	VR604(L,R)			0156152	200kΩ - (B) (Midrange)
CR502	2337011	1S2076	VR605(L,R)			0156152	200kΩ - (B) (Bass)
for DC SUPPLY PRINTED WIRING BOARD			for MAIN AMPLIFIER PRINTED WIRING BOARD				
CR503	2337011	1S2076	VR701(L,R)	0151256	300Ω - (B)		
CR504	2337083	W06C	COILS & TRANSFORMERS				
CR505	2337083	W06C	for TUNER PRINTED WIRING BOARD				
CR506	2337011	1S2076	L101	2134651	FM antenna coil		
CR507	2337182	HZ-16	L102	2134657	FM RF1 coil		
CR801	2337341	S5VB20	L103	2134658	FM RF2 coil		
CR802	2337341	S5VB20	L104	2227201	Choke coil (2.2μH)		
CR803	2337181	HZ-15	L105	2134471	FM OSC coil		
CR804	2337181	HZ-15	L201	2227119	Choke coil (18μH)		
CR805	2337182	HZ-16	L202	2227081	Choke coil (1μH)		
for TONE CONTROL PRINTED WIRING BOARD			T101	2154293	FM IF transformer		
CR601	2337011	1S2076	T201	2154271	FM IF transformer		
CR602	2337011	1S2076	T251	2134446	AM RF coil		
CR603	2337011	1S2076	T252	2134445	AM OSC coil		
CR604	2337011	1S2076	T253	2154181	AM IF transformer		
CR605	2337011	1S2076	for MAIN AMPLIFIER PRINTED WIRING BOARD				
for MAIN AMPLIFIER PRINTED WIRING BOARD			L703(L,R)	2227261	Audio trap coil (2.2μH)		
CR701(L,R)	2337011	1S2076	for REAR PLATE ASSEMBLY				
CR702(L,R)	2337011	1S2076	L003	2227032	Choke coil (2.2μH)		
CR703(L,R)	2328041	1SS62	MISCELLANEOUS				
CR704(L,R)	2328041	1SS62	ELECTROLYTIC PARTS				
CR705(L,R)	2337011	1S2076		2505288	Tuner printed wiring board assembly		
CR708(L,R)	2337011	1S2076					
CR709(L,R)	2337011	1S2076					
CR710(L,R)	2337011	1S2076					
CR711(L,R)	2337011	1S2076					
CR712(L,R)	2337011	1S2076					
CR713(L,R)	2328031	U06C					
CR714(L,R)	2328031	U06C					
CR715(L,R)	2347122	MV-1Y					
CR716(L,R)	2347042	MV-5W					

(SR-903)

SYMBOL NO.	STOCK NO.	DESCRIPTION	SYMBOL NO.	STOCK NO.	DESCRIPTION
	2505911	Equalizer printed wiring board assembly		3920371	Bushing (for power transistor)
	2506341	Tone control printed wiring board assembly		for REAR PLATE ASSEMBLY	
	2505935	Main amplifier printed wiring board assembly	F001	2727196	Fuse-fuse (3.15A)
	2505943	DC supply printed wiring board assembly		2727121	Holder-fuse holder
	2506351	Sub printed wiring board assembly		2657361	Socket-coaxial cable socket
	2505801	Switch printed wiring board assembly		0541358	Socket-DIN 5P socket
VC101-104	0281180	Variable capacitor		2687701	Terminal-4P speaker terminal
VC151-153				2687421	Terminal-4P screw terminal
TC104	0283123	Trimmer capacitor		2687461	Terminal-2P terminal board
MF201	2134547	Ceramic, filter	L001	2687642	Jack-8P US pin jack
MF202	2134547	Ceramic, filter	L002	2134721	Ferrite antenna
MF203	2134547	Ceramic, filter		2120871	Balun transformer
RY901	2647061	Reed relay		4090092	Earth screw
RY902	2647062	Reed relay		4567431	3 φ × 6CT bind screw
SS01	2647072	Power relay		4567453	3 φ × 10CT bind screw (silver)
S601 a-f	2617592	Switch-rotary switch (for Function sw.)		4567433	3 φ × 10CT bind screw (black)
S602 a-d	2627121	Switch-lever switch (for Tape copy sw.)		4568833	3 φ × 10CT screw
S603 a,b	2627111	Switch-lever switch (for Tape monitor sw.)		3913001	Bushing (for ferrite antenna & AC power cord) (for France & West Germany) (for ferrite antenna) (for U.K., Switzerland & Australia)
S604 a,b	2637871	Switch-push switch (for Adaptor, Loudness, Mode sw.)		3715183	Bushing (for AC power cord) (for U.K. & Switzerland)
S605 a,b				3715184	Bushing (for AC power cord) (for Australia)
S606 a,b				2748621	AC power cord (for U.K.)
S607 a,b	2637731	Switch-push switch (for Low filter, High filter sw.)		2748511	AC power cord (for France & West Germany)
S608 a,b				2747771	AC power cord (for Switzerland)
SS, 9	2637741	Switch-push switch (for speaker sw.)		2747301	AC power cord (for Australia)
	2637864	Switch-power switch		2787221	Belt (for AC power cord) (for Australia)
	2787452	Switch-Thermal switch	for FINAL ASSEMBLY		
CP601	2134492	Leak filter		3244232	Escutcheon assembly (for West Germany & Australia)
F003	2727193	Fuse (2A)		3244236	Escutcheon assembly (for U.K., France & Switzerland)
F701(L,R)	2727337	Fuse (4A)		3284041	Knob (Bass, Midrange, Treble) (for U.K., France & Switzerland)
F702(L,R)	2727181	Holder-fuse holder		3284042	Knob (Bass, Midrange, Treble) (for West Germany & Australia)
	2767233	Lamp-indicator lamp (8V, 30mA)		3282804	Knob-push knob (Speaker A,B, others) (for West Germany & Australia)
PL13	2337233	Light emitting diode		3282397	Knob-push knob (Power) (for West Germany & Australia)
T001	2218281	Power transformer		3284451	Knob-push knob (for U.K., France & Switzerland)
	2577294	Signal meter (for U.K., France & Switzerland)		3284203	Knob-Tuning knob (Gold) (for U.K., France & Switzerland)
	2577295	Signal meter (for West Germany & Australia)		3284204	Knob-Tuning knob (Black) (for West Germany & Australia)
	2577242	Tuning meter (for U.K., France & Switzerland)		3284461	Knob-Balance knob (Gold) (for U.K., France & Switzerland)
	2577296	Tuning meter (for West Germany & Australia)		3284462	Knob-Balance knob (Black) (for West Germany & Australia)
	2677201	Jack-headphone jack		3284481	Knob-Volume knob (Gold) (for U.K., France & Switzerland)
	2687311	Terminal-6P terminal		3284482	Knob-Volume knob (Black) (for West Germany & Australia)
	2687392	Terminal-4P terminal		3284023	Knob-Function (Black) (for West Germany & Australia)
	2687831	Terminal-5P terminal		3284021	Knob-Function (Gold) (for U.K., France & Switzerland)
	2657123	Voltage changing socket		3282983	Knob-lever knob (Tape copy) (for West Germany & Australia)
MECHANICAL PARTS				3282985	Knob-lever knob (Tape monitor) (for U.K., France & Switzerland)
	3199596	Dial scale (Black) (for West Germany & Australia)		3282398	Knob-push knob (Power) (for U.K., France & Switzerland)
	3199597	Dial scale (Gold) (for U.K., France & Switzerland)		4743422	Ring-Bass, Treble, Balance knob
	3387111	Dial pointer (for U.K., France & Switzerland)		4743423	Ring-Volume, Function knob
	3387112	Dial pointer (for West Germany & Australia)		4743852	Ring
	0666704	Dial cord holding fixture		3710471	Headphone cap (Black) (for West Germany & Australia)
	3337201	Spring		3916411	Leg
	4398541	Lamp cover (with lamp.)		4567413	3 φ × 10CT bind screw
	4393763	Meter panel (for West Germany & Australia)		4567411	3 φ × 6CT bind screw
	4393764	Meter panel (for U.K., France & Switzerland)		4567446	4 φ × 16CT bind screw
	3923402	Indicator (orange)	for CABINET ASSEMBLY		
	3923401	Indicator (red)		9403057	Cabinet (for U.K.)
	4684131	Indicator cover		9403049	Cabinet (for France, Switzerland, West Germany & Australia)
	4571933	Flywheel assembly	for ACCESSORY		
	3922541	Pulley		2748371	FM antenna
	4567411	3 φ × 6CT bind screw (yellow)			
	4567413	3 φ × 10CT bind screw (yellow)			
	4567453	3 φ × 10CT bind screw (silver)			
	4567451	3 φ × 6CT bind screw (silver)			
	4567431	3 φ × 6CT bind screw (black)			
	4567421	4 φ × 6CT bind screw			
	4567433	3 φ × 10CT bind screw (black)			
	4387911	Nut			
	4790096	Washer			
	4567412	3 φ × 8CT bind screw			
	4397021	Bushing (for transistor)			

(SR-803)

SYMBOL NO.	STOCK NO.	DESCRIPTION			SYMBOL NO.	STOCK NO.	DESCRIPTION			
CAPACITORS										
for TUNER PRINTED WIRING BOARD										
C101	0248362	Ceramic, discal	220pF	±5%	50V	C219	0275013	Mylar, film	0.022μF ±10%	50V
C102	0248308	Ceramic, discal	8pF	±0.25pF	50V	C222	0251925	Aluminium solid	0.47μF ±10%	25V
C103	0246448	Ceramic, discal	22pF	±5%	50V	C301	0252521	Electrolytic	10μF	16V
C104	0245018	Ceramic, discal	0.022μF	±80%	25V	C302	0252815	Electrolytic	4.7μF	50V
C105	0248335	Ceramic, discal	16pF	±5%	50V	C303	0252521	Electrolytic	10μF	16V
C106	0248335	Ceramic, discal	16pF	±5%	50V	C304	0221522	Styrol	470pF ±5%	25V
C107	0248635	Ceramic, discal	5pF	±0.25pF	10V	C305	0251925	Aluminium solid	0.47μF ±10%	25V
C108	0246464	Ceramic, discal	100pF	±5%	50V	C306	0275015	Mylar, film	0.047μF ±10%	50V
C109	0245017	Ceramic, discal	0.01μF	±80%	25V	C307	0252811	Electrolytic	1μF	50V
C112	0245018	Ceramic, discal	0.022μF	±80%	25V	C308	0251925	Aluminium solid	0.47μF ±10%	25V
C113	0245018	Ceramic, discal	0.022μF	±80%	25V	C309	0252811	Electrolytic	1μF	50V
C115	0231185	Ceramic, discal	0.56pF	±5pF	500V	C310	0252811	Electrolytic	1μF	50V
C116	0245018	Ceramic, discal	0.022μF	±80%	25V	C311	1275211	Mylar, film	0.01μF ±5%	50V
C117	0246418	Ceramic, discal	8pF	±0.25pF	50V	C312	1275211	Mylar, film	0.01μF ±5%	50V
C118	0248307	Ceramic, discal	7pF	±0.25pF	50V	C316	0252815	Electrolytic	4.7μF	50V
C119	0248310	Ceramic, discal	10pF	±0.25pF	50V	C317	0252815	Electrolytic	4.7μF	50V
C120	0245018	Ceramic, discal	0.022μF	±80%	25V	C318	0252532	Electrolytic	220μF	16V
C123	0248177	Ceramic, discal	20pF	±5%	50V	C319	0252811	Electrolytic	1μF	50V
C124	0252532	Electrolytic	220μF		16V	C320	0252522	Electrolytic	22μF	16V
C125	0231185	Ceramic, discal	0.56pF	±5pF	500V	for EQUALIZER PRINTED WIRING BOARD				
C126	0245018	Ceramic, discal	0.022μF	±80%	25V	C401(L,R)	0252811	Electrolytic	1μF	50V
C151	0275015	Mylar, film	0.047μF	±10%	50V	C402(L,R)	0248684	Ceramic, discal	100pF ±5%	50V
C152	0245018	Ceramic, discal	0.022μF	±80%	25V	C403(L,R)	0252225	Electrolytic	47μF	6.3V
C153	0245018	Ceramic, discal	0.022μF	±80%	25V	C404(L,R)	0248732	Ceramic, discal	220pF ±10%	50V
C154	0248496	Ceramic, discal	18pF	±5%	50V	C405(L,R)	0274013	Mylar, film	2200pF ±10%	50V
C155	0228322	Styrol	300pF	±5%	50V	C406(L,R)	0274036	Mylar, film	8200pF ±10%	50V
C156	0244175	Ceramic, discal	0.047μF	±80%	25V	C407(L,R)	0274011	Mylar, film	1000pF ±10%	50V
C157	0275011	Mylar, film	0.01μF	±10%	50V	C408(L,R)	0257145	Electrolytic	10μF	16V
C158	0244175	Ceramic, discal	0.047μF	±80%	25V	C409(L,R)	0252811	Electrolytic	1μF	50V
C159	0245018	Ceramic, discal	0.022μF	±80%	25V	C410(L,R)	0257145	Electrolytic	10μF	16V
C161	0252225	Electrolytic	47μF		6.3V	C901	0252815	Electrolytic	4.7μF	50V
C162	0248692	Ceramic, discal	220pF	±5%	50V	C902	0252625	Electrolytic	47μF	25V
C163	0252815	Electrolytic	4.7μF		50V	for PRE-TONE PRINTED WIRING BOARD				
C164	0275011	Mylar, film	0.01μF	±10%	50V	C601(L,R)	0252602	Electrolytic	1μF	25V
C165	0275011	Mylar, film	0.01μF	±10%	50V	C602(L,R)	0248722	Ceramic, discal	82pF ±10%	50V
C166	0275016	Mylar, film	0.068μF	±10%	50V	C603(L,R)	0252571	Electrolytic	10μF	16V
C167	0252225	Electrolytic	47μF		6.3V	C604(L,R)	0252521	Electrolytic	10μF	16V
C168	1274235	Mylar, film	5600pF	±5%	50V	C605(L,R)	0275016	Mylar, film	0.068μF ±10%	50V
C169	0252532	Electrolytic	220μF		16V	C606(L,R)	0275016	Mylar, film	0.068μF ±10%	50V
C201	0245018	Ceramic, discal	0.022μF	±80%	25V	C607(L,R)	0274315	Mylar, film	4,700pF ±10%	50V
C202	0245018	Ceramic, discal	0.022μF	±80%	25V	C608(L,R)	0252571	Electrolytic	10μF	16V
C203	0244175	Ceramic, discal	0.047μF	±80%	25V	C109(L,R)	0252571	Electrolytic	10μF	16V
C205	0244175	Ceramic, discal	0.047μF	±80%	25V	C610(L,R)	0248728	Ceramic, discal	150pF ±10%	50V
C207	0245018	Ceramic, discal	0.022μF	±80%	25V	C611(L,R)	0252231	Electrolytic	100μF	6.3V
C208	0244175	Ceramic, discal	0.047μF	±80%	25V	C612(L,R)	0276011	Mylar, film	0.1μF ±10%	50V
C209	0252813	Electrolytic	3.3μF		50V	C616	0252633	Electrolytic	330μF	25V
C210	0252811	Electrolytic	1μF		50V	C617	0257181	Electrolytic	1μF	50V
C211	0244175	Ceramic, discal	0.047μF	±80%	25V	for SWITCH PRINTED WIRING BOARD				
C212	0248676	Ceramic, discal	47pF	±5%	50V	C614(L,R)	0228315	Styrol	150pF ±5%	50V
C214	0245018	Ceramic, discal	0.022μF	±80%	25V	C615(L,R)	0275014	Mylar, film	0.033μF ±10%	50V
C215	0252811	Electrolytic	1μF		50V	for MAIN PRINTED WIRING BOARD				
C216	0245018	Ceramic, discal	0.022μF	±80%	25V	C501	0257109	Electrolytic	100μF	6.3V
C217	0252525	Electrolytic	47μF		16V	C502	0252525	Electrolytic	47μF	16V
C218	0245018	Ceramic, discal	0.022μF	±80%	25V					

(SR-803)

SYMBOL NO.	STOCK NO.	DESCRIPTION			SYMBOL NO.	STOCK NO.	DESCRIPTION			
C503	0252811	Electrolytic	1μF	50V	R201	0114131	Carbon film	100Ω	±5%	SRD¼P
C701(L,R)	0252811	Electrolytic	1μF	50V	R202	0114145	Carbon film	390Ω	±5%	SRD¼P
C702(L,R)	0252225	Electrolytic	47μF	6.3V	R203	0114145	Carbon film	390Ω	±5%	SRD¼P
C705(L,R)	0275011	Mylar, film	0.01μF ±10%	50V	R204	0114131	Carbon film	100Ω	±5%	SRD¼P
C706(L,R)	0275011	Mylar, film	0.01μF ±10%	50V	R205	0114285	Carbon film	150kΩ	±5%	SRD¼P
C708(L,R)	0248664	Ceramic, discal	15pF ±5%	50V	R206	0114145	Carbon film	390Ω	±5%	SRD¼P
C709(L,R)	0276213	Mylar, film	0.22μF ±10%	50V	R208	0114179	Carbon film	5.6kΩ	±5%	SRD¼P
C710(L,R)	0248720	Ceramic, discal	68pF ±10%	50V	R209	0114169	Carbon film	2.2kΩ	±5%	SRD¼P
C711(L,R)	0248720	Ceramic, discal	68pF ±10%	50V	R210	0114143	Carbon film	330Ω	±5%	SRD¼P
C801	0275011	Mylar, film	0.01μF ±10%	50V	R211	0114201	Carbon film	10kΩ	±5%	SRD¼P
C802	0275011	Mylar, film	0.01μF ±10%	50V	R212	0114203	Carbon film	12kΩ	±5%	SRD¼P
C803	0252732	Electrolytic	220μF	50V	R213	0114217	Carbon film	47kΩ	±5%	SRD¼P
C804	0252732	Electrolytic	220μF	35V	R214	0114169	Carbon film	2.2kΩ	±5%	SRD¼P
C805	0175011	Mylar, film	0.01μF ±10%	50V	R216	0114287	Carbon film	180kΩ	±5%	SRD¼P
C806	0252732	Electrolytic	220μF	35V	R217	0114161	Carbon film	1kΩ	±5%	SRD¼P
C807	0252633	Electrolytic	330μF	25V	R218	0114139	Carbon film	220Ω	±5%	SRD¼P
C808	0252633	Electrolytic	330μF	25V	R219	0114131	Carbon film	100Ω	±5%	SRD¼P
C809	0245408	Ceramic, discal	0.01μF ±20%	500V	R220	0138177	Carbon film	47kΩ	±5%	SRD¼SD
C810	0245408	Ceramic, discal	0.01μF ±20%	500V	R301	0114289	Carbon film	220kΩ	±5%	SRD¼P
C811	0245408	Ceramic, discal	0.01μF ±20%	500V	R302	0114219	Carbon film	56kΩ	±5%	SRD¼P
C812	0245408	Ceramic, discal	0.01μF ±20%	500V	R303	0114161	Carbon film	1kΩ	±5%	SRD¼P
for CHASSIS ASSEMBLY					R304	0114209	Carbon film	22kΩ	±5%	SRD¼P
C001	0250631	Electrolytic	12000μF	63V	R305	0114173	Carbon film	3.3kΩ	±5%	SRD¼P
C002	0250631	Electrolytic	12000μF	63V	R306	0114169	Carbon film	2.2kΩ	±5%	SRD¼P
C003	0214481	Paper	0.01μF ±20%	400V	R307	0114205	Carbon film	15kΩ	±5%	SRD¼P
C004	0246007	Ceramic, discal	0.1μF ±20%	25V	R308	0114161	Carbon film	1kΩ	±5%	SRD¼P
C005	0245018	Ceramic, discal	0.022μF ±20%	25V	R309	0114139	Carbon film	220Ω	±5%	SRD¼P
C007	0279954	Mylar, film	0.01μF ±10%	100V	R310	0114179	Carbon film	5.6kΩ	±5%	SRD¼P
RESISTORS					R311	0114179	Carbon film	5.6kΩ	±5%	SRD¼P
for TUNER PRINTED WIRING BOARD					R312	0114131	Carbon film	100Ω	±5%	SRD¼P
R101	0114303	Carbon film	820kΩ ±5%	SRD¼P	R313	0114219	Carbon film	56kΩ	±5%	SRD¼P
R102	0114179	Carbon film	5.6kΩ ±5%	SRD¼P	R314	0114219	Carbon film	56kΩ	±5%	SRD¼P
R103	0114167	Carbon film	1.8kΩ ±5%	SRD¼P	R315	0114289	Carbon film	220kΩ	±5%	SRD¼P
R104	0114131	Carbon film	100Ω ±5%	SRD¼P	R316	0114289	Carbon film	220kΩ	±5%	SRD¼P
R105	0114177	Carbon film	4.7kΩ ±5%	SRD¼P	R317	0114177	Carbon film	4.7kΩ	±5%	SRD¼P
R106	0114209	Carbon film	22kΩ ±5%	SRD¼P	R318	0114177	Carbon film	4.7kΩ	±5%	SRD¼P
R107	0114161	Carbon film	1kΩ ±5%	SRD¼P	R319	0114163	Carbon film	1.2kΩ	±5%	SRD¼P
R108	0114183	Carbon film	8.2kΩ ±5%	SRD¼P	R320	0114163	Carbon film	1.2kΩ	±5%	SRD¼P
R109	0114207	Carbon film	18kΩ ±5%	SRD¼P	R321	0114209	Carbon film	22kΩ	±5%	SRD¼P
R110	0114161	Carbon film	1kΩ ±5%	SRD¼P	R322	0114209	Carbon film	22kΩ	±5%	SRD¼P
R111	0114057	Carbon film	47Ω ±5%	SRD¼P	R323	0114209	Carbon film	22kΩ	±5%	SRD¼P
R115	0114131	Carbon film	100Ω ±5%	SRD¼P	R324	0114209	Carbon film	22kΩ	±5%	SRD¼P
R116	0114169	Carbon film	2.2kΩ ±5%	SRD¼P	R325	0114289	Carbon film	220kΩ	±5%	SRD¼P
R117	0114059	Carbon film	56Ω ±5%	SRD¼P	R326	0114139	Carbon film	220Ω	±5%	SRD¼P
R151	0114215	Carbon film	39kΩ ±5%	SRD¼P	R327	0138203	Carbon film	120kΩ	±5%	SRD¼P
R152	0114131	Carbon film	100Ω ±5%	SRD¼P	for EQUALIZER PRINTED WIRING BOARD					
R153	0114135	Carbon film	150Ω ±5%	SRD¼P	R401(L,R)	0114161	Carbon film	1kΩ	±5%	SRD¼P
R154	0114169	Carbon film	2.2kΩ ±5%	SRD¼P	R402(L,R)	0114281	Carbon film	100kΩ	±5%	SRD¼P
R155	0114173	Carbon film	3.3kΩ ±5%	SRD¼P	R403(L,R)	0114281	Carbon film	100kΩ	±5%	SRD¼P
R156	0114169	Carbon film	2.2kΩ ±5%	SRD¼P	R404(L,R)	0114151	Carbon film	680Ω	±5%	SRD¼P
R158	0114169	Carbon film	2.2kΩ ±5%	SRD¼P	R405(L,R)	0114213	Carbon film	33kΩ	±5%	SRD¼P
R159	0114177	Carbon film	4.7kΩ ±5%	SRD¼P	R406(L,R)	0114295	Carbon film	390kΩ	±5%	SRD¼P
R160	0114163	Carbon film	1.2kΩ ±5%	SRD¼P	R407(L,R)	0114161	Carbon film	1kΩ	±5%	SRD¼P
R161	0114133	Carbon film	120Ω ±5%	SRD¼P	R408(L,R)	0114139	Carbon film	220Ω	±5%	SRD¼P
R162	0114161	Carbon film	1kΩ ±5%	SRD¼P	R409(L,R)	0114161	Carbon film	1kΩ	±5%	SRD¼P
					R410(L,R)	0114281	Carbon film	100kΩ	±5%	SRD¼P
					R411(L,R)	0114161	Carbon film	1kΩ	±5%	SRD¼P
					R412(L,R)	0114281	Carbon film	100kΩ	±5%	SRD¼P
					R413(L,R)	0114281	Carbon film	100kΩ	±5%	SRD¼P
					R414(L,R)	0114181	Carbon film	6.8kΩ	±5%	SRD¼P
					R415(L,R)	0114161	Carbon film	1kΩ	±5%	SRD¼P
					R416(L,R)	0114281	Carbon film	100kΩ	±5%	SRD¼P
					R417(L,R)	0114291	Carbon film	270kΩ	±5%	SRD¼P

(SR-803)

SYMBOL NO.	STOCK NO.	DESCRIPTION			SYMBOL NO.	STOCK NO.	DESCRIPTION		
R418(L,R)	0114281	Carbon film	100kΩ ±5%	SRD¼P	R711(L,R)	0119041	Metal	10Ω ±10%	RN1B
R419(L,R)	0114223	Carbon film	82kΩ ±5%	SRD¼P	R712(L,R)	0119041	Metal	10Ω ±10%	RN1B
R420(L,R)	0114201	Carbon film	10kΩ ±5%	SRD¼P	R713(L,R)	0119237	Metal	0.47Ω ±10%	RN3B
R421	0114161	Carbon film	1kΩ ±5%	SRD¼P	R714(L,R)	0119237	Metal	0.47Ω ±10%	RN3B
R422	0114161	Carbon film	1kΩ ±5%	SRD¼P	R715(L,R)	0119139	Metal	4.7Ω ±10%	RN2B
R423(L,R)	0114177	Carbon film	4.7kΩ ±5%	SRD¼P	R716(L,R)	0119041	Metal	10Ω ±10%	RN1B
R901	0114217	Carbon film	47kΩ ±5%	SRD¼P	R717(L,R)	0119526	Metal oxide	270Ω ±10%	RD2PA
R902	0114209	Carbon film	22kΩ ±5%	SRD¼P	R718(R)	0114141	Carbon film	270Ω ±5%	SRD¼P
R903	0114143	Carbon film	330Ω ±5%	SRD¼P	R719(L,R)	0114061	Carbon film	68Ω ±5%	SRD¼P
R904	0114209	Carbon film	22kΩ ±5%	SRD¼P	R720(L,R)	0134383	Composition	6.8kΩ ±10%	RC½GF
R905	0114209	Carbon film	22kΩ ±5%	SRD¼P	R721(L,R)	0114281	Carbon film	100kΩ ±5%	SRD¼P
R906	0114213	Carbon film	33kΩ ±5%	SRD¼P	R801	0134379	Composition	3.3kΩ ±10%	RC½GF
R907	0114143	Carbon	330Ω ±5%	SRD¼P	R802	0134379	Composition	3.3kΩ ±10%	RC½GF
for PRE TONE PRINTED WIRING BOARD					R803	0134373	Composition	1kΩ ±10%	RC½GF
R601(L,R)	0114161	Carbon film	1kΩ ±5%	SRD¼P	R804	0134373	Composition	1kΩ ±10%	RC½GF
R602(L,R)	0114285	Carbon film	150kΩ ±5%	SRD¼P	R805	0119421	Metal oxide	100Ω ±10%	RD1PA
R603(L,R)	0114301	Carbon film	680kΩ ±5%	SRD¼P	R806	0119421	Metal oxide	100Ω ±10%	RD1PA
R605(L,R)	0114179	Carbon film	5.6kΩ ±5%	SRD¼P	R807	0134378	Composition	2.7kΩ ±10%	RC½GF
R606(L,R)	0114179	Carbon film	5.6kΩ ±5%	SRD¼P	R808	0134373	Composition	1kΩ ±10%	RC½GF
R607(L,R)	0114169	Carbon film	2.2kΩ ±5%	SRD¼P	R809	0119424	Metal oxide	180Ω ±10%	RD1PA
R608(L,R)	0114163	Carbon film	1.2kΩ ±5%	SRD¼P	R810	0119424	Metal oxide	180Ω ±10%	RD1PA
R609(L,R)	0114283	Carbon film	120kΩ ±5%	SRD¼P	for CHASSIS ASSEMBLY				
R610	0114131	Carbon film	100Ω ±5%	SRD¼P	R003	0139007	Composition	1000kΩ ±10%	RC½GF
R611(L,R)	0114179	Carbon film	5.6kΩ ±5%	SRD¼P	FET, ICs & TRANSISTORS				
R614(L,R)	0114177	Carbon film	4.7kΩ ±5%	SRD¼P	for TUNER PRINTED WIRING BOARD				
R615(L,R)	0114163	Carbon film	1.2kΩ ±5%	SRD¼P	FET101	2327432	3SK45 ①		
R616(L,R)	0114161	Carbon film	1kΩ ±5%	SRD¼P	IC201	2367191	HA1211		
R617(L,R)	0114281	Carbon film	100kΩ ±5%	SRD¼P	IC202	2367122	HA1137		
R618(L,R)	0114207	Carbon film	18kΩ ±5%	SRD¼P	IC301	2367173	HA1156WZ		
R619(L,R)	0114203	Carbon film	12kΩ ±5%	SRD¼P	IC151	2367201	HA1138		
R621(L,R)	0114297	Carbon film	470kΩ ±5%	SRD¼P	Q101	0573510	2SC535 ②		
for SWITCH PRINTED WIRING BOARD					Q102	0573507	2SC461 ②		
R620(L,R)	0114203	Carbon film	12kΩ ±5%	SRD¼P	Q301	2327443	2SC1344 ③		
for MAIN PRINTED WIRING BOARD					Q302	2327443	2SC1344 ③		
R501	0114201	Carbon film	10kΩ ±5%	SRD¼P	Q303	2327444	2SC1344 ③		
R502	0114201	Carbon film	10kΩ ±5%	SRD¼P	Q304	2327444	2SC1344 ③		
R503	0114223	Carbon film	82kΩ ±5%	SRD¼P	Q305	2327443	2SC1344 ③		
R504	0114221	Carbon film	68kΩ ±5%	SRD¼P	for EQUALIZER PRINTED WIRING BOARD				
R505	0114219	Carbon film	56kΩ ±5%	SRD¼P	IC401	2367152	HA1452W		
R506	0114281	Carbon film	100kΩ ±5%	SRD¼P	Q401(L,R)	2327443	2SC1344 ③		
R507	0114289	Carbon film	220kΩ ±5%	SRD¼P	Q901	2327443	2SC1344 ③		
R508	0134383	Composition	6.8kΩ ±10%	RC½GF	Q902	2327443	2SC1344 ③		
R509	0114161	Carbon film	1kΩ ±5%	SRD¼P	Q903	2327443	2SC1344 ③		
R511	0114209	Carbon film	22kΩ ±5%	SRD¼P	for PRE-TONE PRINTED WIRING BOARD				
R512	0134371	Composition	680Ω ±10%	RC½GF	Q601(L,R)	2327443	2SC1344 ③		
R513	0138133	Carbon film	3.3kΩ ±5%	SRD¼SD	Q602(L,R)	2327443	2SC1344 ③		
R701(L,R)	0114173	Carbon film	3.3kΩ ±5%	SRD¼P	Q603(L,R)	2327453	2SA673 ④		
R702(L,R)	0114281	Carbon film	100kΩ ±5%	SRD¼P	for MAIN PRINTED WIRING BOARD				
R704(L,R)	0114281	Carbon film	100kΩ ±5%	SRD¼P	IC701	2367152	HA1452W		
R705(L,R)	0114205	Carbon film	15kΩ ±5%	SRD¼P					
R706(L,R)	0114053	Carbon film	33Ω ±5%	SRD¼P					
R707(L,R)	0114201	Carbon film	10kΩ ±5%	SRD¼P					
R708(L,R)	0114201	Carbon film	10kΩ ±5%	SRD¼P					
R709(L,R)	0134365	Composition	220Ω ±10%	RC½GF					
R710(L,R)	0134365	Composition	220Ω ±10%	RC½GF					

(SR-803)

SYMBOL NO.	STOCK NO.	DESCRIPTION	SYMBOL NO.	STOCK NO.	DESCRIPTION
Q501	2320063	2SC458 ©	VARIABLE RESISTORS		
Q502	2320063	2SC458 ©	for TUNER PRINTED WIRING BOARD		
Q503	2320063	2SC458 ©	VR201	0151226	100kΩ - (B)
Q504	2327333	2SC1213 ©	VR202	0151254	100kΩ - (B)
Q505	2320063	2SC458 ©	VR301	0151284	300kΩ - (B)
Q701(L,R)	2327802	2SD478 ©	VR302	0151224	10kΩ - (B)
Q702(L,R)	2327792	2SB568 ©	VR303	0151226	100kΩ - (B)
Q703(L,R)	2327624	2SA753 ©	for PRE-TONE PRINTED WIRING BOARD		
Q704(L,R)	2327613	2SC1343 ©	VR601(L,R)	0156153	50kΩ - (B) (Bass)
Q801	2327802	2SD478 ©	VR602(L,R)	0156153	50kΩ - (B) (Treble)
Q802	2327792	2SB568 ©	VR603(L,R)	0156181	200kΩ - (B) (Volume)
Q803	2327802	2SD478 ©	VR604	0156161	200kΩ (Balance)
DIODES, THYRISTOR & THERMISTOR			for MAIN PRINTED WIRING BOARD		
for TUNER PRINTED WIRING BOARD			VR701 (L,R)	0151223	200Ω - (B)
CR151	2337011	1S2076	COILS & TRANSFORMERS		
CR152	0575002	1N34A	for TUNER PRINTED WIRING BOARD		
CR153	2337011	1S2076	L101	2134651	FM ANT coil
CR154	2337011	1S2076	L102	2134657	FM RF1 coil
CR155	2337011	1S2076	L103	2134658	FM RF2 coil
CR156	2337011	1S2076	L104	2227201	Choke coil - 2.2μH
CR201	2337011	1S2076	L105	2134471	FM OSC coil
CR202	2337011	1S2076	L201	2227119	Choke coil - 18μH
CR301	2337011	1S2076	L202	2227081	Choke coil - 1μH
CR302	2337011	1S2076	T101	2154293	FM IF transformer
for MAIN PRINTED WIRING BOARD			T201	2154271	FM IF transformer
CR501	2337011	1S2076	T252	2134445	AM OSC coil
CR502	2337011	1S2076	T253	2154181	AM IF transformer
CR503	2337011	1S2076	for MAIN PRINTED WIRING BOARD		
CR504	2337011	1S2076	L701(L,R)	2227142	Audio trap coil - 2.2μH
CR505	2337011	1S2076	for CHASSIS ASSEMBLY		
CR506	2337011	1S2076	L002	2227032	Choke coil - 2.2μH
CR701(L,R)	2347064	SD - 5L	MISCELLANEOUS		
CR702(L,R)	2347044	MV - 5L	2505286	Tuner printed wiring board assembly	
CR703(L,R)	2337011	1S2076	2505522	Equalizer printed wiring board assembly	
CR704(L,R)	2337011	1S2076	2505533	Pre-tone printed wiring board assembly	
CR705(L,R)	2337011	1S2076	2505541	Switch printed wiring board assembly	
CR706(L,R)	2337011	1S2076	2505552	Main printed wiring board assembly	
CR707(L,R)	2337011	1S2076	4398541	Lamp cover assembly	
CR708(L,R)	2337011	1S2076	VC101-104	Variable capacitor	
CR801	2337251	ERD 03 - 02	VC151, 152	Variable capacitor	
CR802	2337251	ERD 03 - 02	TC104	Trimmer capacitor	
CR803	2337251	ERD 03 - 02	MF201	Ceramic filter	
CR804	2337251	ERD 03 - 02	MF202	Ceramic filter	
CR805	2337181	HZ - 15	MF203	Ceramic filter	
CR806	2337181	HZ - 15	CP401	Leak filter	
CR807	2337182	HZ - 16	RY901	Reed relay	
CR808	2337081	W06A	F001	Fuse (2A, Time lag)	
CR809	2337081	W06A	F002	Fuse (3.15A)	
CR810	2337182	HZ - 16	PL9	Lamp - indicator lamp (8V, 30mA)	
CR811	2337011	1S2076	PL10	LED	
SCR501	2337091	CW01B			
TH701(L,R)	0576031	13D27			
for CHASSIS ASSEMBLY					
CR001	2337011	1S2076			

(SR-803)

SYMBOL NO.	STOCK NO.	DESCRIPTION	SYMBOL NO.	STOCK NO.	DESCRIPTION
S1a - c	2617601	Switch - rotary switch (Function sw.)		3282804	Knob - push knob (Mode, Loudness, others) (for West Germany)
S2a - f	2617591	Switch - rotary switch (Tape select sw.)		3284451	Knob - push knob (Mode, Loudness, others) (for France)
S3ab; 4ab,5	2637721	Switch - push switch (Mode, Loudness, FM MUTE sw.)		3282397	Knob - push knob (Power sw.) (for West Germany)
S6ab, 7ab	2637731	Switch - push switch (Low filter, High filter sw.)		3282398	Knob - push knob (Power sw.) (for France)
SSab, 9ab	2637741	Switch - push switch (Speaker sw.)		3284203	Knob - Tuning knob (for France)
S10	2637325	Switch - Power switch		3284204	Knob - Tuning knob (for West Germany)
S11	2647072	Speaker relay		3284041	Knob (Bass, Treble, others) (for France)
S12	2787451	Switch - thermal switch		3284042	Knob (Bass, Treble, others) (for West Germany)
T001	2218151	Power transformer		3284021	Knob (Volume, Function) (for France)
	2120871	Balun transformer		3284023	Knob (Volume, Function) (for West Germany)
L001	2134721	Ferrite antenna		4743422	Ring - Bass, Treble, Balance knob
	2577294	Signal meter (for France)		4743423	Ring - Function, Volume knob
	2577295	Signal meter (for West Germany)		3916411	Leg
	2577242	Tuning meter (for France)		4567413	3 φ x 10CT bind screw
	2577296	Tuning meter (for West Germany)		4567411	3 φ x 6CT bind screw
	2687451	Terminal - 6P terminal		4567446	4 φ x 16CT bind screw
	2687311	Terminal - 6P terminal (Large)		3710471	Headphone cap (for West Germany)
	2687831	Terminal - 5P terminal			
	2687361	Terminal - 2P terminal			
	2687421	Terminal - 4P screw terminal (for antenna)			
	2687701	Terminal - 4P push terminal (for speaker)			
	2677201	Jack - headphone jack			
	2687591	Jack - 1P US pin jack			
	2657291	Socket - DIN socket			
	2727181	Holder - fuse holder (for Chassis)			
	2727121	Holder - fuse holder (for rear plate)			
	2657123	Socket - voltage changing socket			
	2657361	Socket - coaxial cable socket			
	4567451	Screw - 3 φ x 6CT bind screw (silver)			
	4567411	Screw - 3 φ x 6CT bind screw (yellow)			
	4567431	Screw - 3 φ x 6CT bind screw (black)			
	4568833	Screw - 3 φ x 10CT screw			
	4567433	Screw - 3 φ x 10CT bind screw			
	4567449	Screw - 4 φ x 30CT bind screw			
	4090092	Earth screw			
	4387911	Nut (for Power transformer fixing)			
	3923401	Indicator			
	4684132	Indicator cover			
	3913001	Bushing (for ferrite antenna)			
	3913001	Bushing (for AC power cord)			
	2748511	AC power cord			
	4790096	Washer - 3.2 φ washer			
	4390421	AC socket cover			
	4770254	Nut - 3 φ flanged nut			
	4571921	Flywheel assembly			
	4571861	Nut - hexagonal nut			
	3920371	Bushing (for Power transistor)			
for CABINET ASSEMBLY					
	9403049	Cabinet assembly			
for ACCESSORY					
	2748371	FM antenna			
for DIAL MECHANISM ASSEMBLY					
	3199596	Dial scale (for West Germany)			
	3199597	Dial scale (for France)			
	3387111	Dial pointer (for France)			
	3387112	Dial pointer (for West Germany)			
	0666704	Dial cord holding fixture			
	3337201	Spring			
	3922541	44 φ pulley			
	4394794	Meter panel (for West Germany)			
	4394795	Meter panel (for France)			
for FINAL ASSEMBLY					
	3243894	Escutcheon (for West Germany)			
	3243895	Escutcheon (for France)			

(SR-703)

SYMBOL NO.	STOCK NO.	DESCRIPTION			SYMBOL NO.	STOCK NO.	DESCRIPTION		
CAPACITORS									
for TUNER PRINTED WIRING BOARD					for AUDIO PRINTED WIRING BOARD				
C151	0275011	Mylar, film	0.01 μ F \pm 10%	50V	C405(L,R)	0274013	Mylar, film	0.0022 μ F \pm 10%	50V
C152	0248496	Ceramic, discal	18pF \pm 5%	50V	C406(L,R)	0274036	Mylar, film	0.0082 μ F \pm 10%	50V
C153	0228322	Styrol	300pF \pm 5%	50V	C407(L,R)	0274011	Mylar, film	1000pF \pm 10%	50V
C154	0275013	Mylar, film	0.022 μ F \pm 10%	50V	C408(L,R)	0257145	Electrolytic	10 μ F	16V
C155	0275011	Mylar, film	0.01 μ F \pm 10%	50V	C409(L,R)	0252811	Electrolytic	1 μ F	50V
C156	0245018	Ceramic, discal	0.022 μ F \pm 20%	25V	C410(L,R)	0257145	Electrolytic	10 μ F	16V
C157	0252521	Electrolytic	10 μ F	16V	C501	0257183	Electrolytic	3.3 μ F	50V
C158	0275011	Mylar, film	0.01 μ F \pm 10%	50V	C502	0252231	Electrolytic	100 μ F	6.3V
C159	0245018	Ceramic, discal	0.022 μ F \pm 20%	25V	C503	0252525	Electrolytic	47 μ F	16V
C161	1275214	Mylar, film	0.033 μ F \pm 5%	50V	C504	0252811	Electrolytic	1 μ F	50V
C162	0275016	Mylar, film	0.068 μ F \pm 10%	50V	C601(L,R)	0228315	Styrol	150pF \pm 5%	50V
C163	0274315	Mylar, film	0.0047 μ F \pm 10%	50V	C602(L,R)	0275014	Mylar, film	0.033 μ F \pm 10%	50V
C164	0252525	Electrolytic	47 μ F	16V	C603(L,R)	0274013	Mylar, film	0.0022 μ F \pm 10%	50V
C165	0252811	Electrolytic	1 μ F	50V	C604(L,R)	0248722	Styrol	82pF \pm 10%	50V
C166	0248684	Ceramic, discal	100pF \pm 5%	50V	C701(L,R)	0252811	Electrolytic	1 μ F	50V
C167	0252811	Electrolytic	1 μ F	50V	C702(L,R)	0252225	Electrolytic	47 μ F	6.3V
C168	0252532	Electrolytic	220 μ F	16V	C703(L,R)	0257183	Electrolytic	3.3 μ F	50V
C169	0274033	Mylar, film	0.0027 μ F \pm 10%	50V	C704(L,R)	0248650	Ceramic, discal	10pF \pm 5pF	50V
C201	0245018	Ceramic, discal	0.022 μ F \pm 20%	25V	C705(L,R)	0248650	Ceramic, discal	10pF \pm 5pF	50V
C202	0244175	Ceramic, discal	0.047 μ F \pm 20%	25V	C706(L,R)	0248674	Ceramic, discal	39pF \pm 5%	50V
C204	0244175	Ceramic, discal	0.047 μ F \pm 20%	25V	C707(L,R)	0248684	Ceramic, discal	100pF \pm 5%	50V
C205	0244175	Ceramic, discal	0.047 μ F \pm 20%	25V	C709(L,R)	0275011	Mylar, film	0.01 μ F \pm 10%	50V
C207	0245018	Ceramic, discal	0.022 μ F \pm 20%	25V	C710(L,R)	0275011	Mylar, film	0.01 μ F \pm 10%	50V
C208	0252813	Electrolytic	3.3 μ F	50V	C711(L,R)	0276013	Mylar, film	0.22 μ F \pm 10%	50V
C209	0245018	Ceramic, discal	0.022 μ F \pm 20%	25V	C712(L,R)	1275234	Mylar, film	0.039 μ F \pm 5%	50V
C210	0252811	Electrolytic	1 μ F	50V	C713(L,R)	1276213	Mylar, film	0.22 μ F \pm 5%	50V
C211	0244175	Ceramic, discal	0.047 μ F \pm 20%	25V	C714(L,R)	1274245	Mylar, film	0.0062 μ F \pm 5%	50V
C212	0244175	Ceramic, discal	0.047 μ F \pm 20%	25V	C715(L,R)	1275233	Mylar, film	0.027 μ F \pm 5%	50V
C213	0244175	Ceramic, discal	0.047 μ F \pm 20%	25V	C717(L,R)	1275233	Mylar, film	0.027 μ F \pm 5%	50V
C214	0252811	Electrolytic	1 μ F	50V	C720(L,R)	0274011	Mylar, film	1000pF \pm 10%	50V
C215	0245018	Ceramic, discal	0.022 μ F \pm 20%	25V	C721(L,R)	0248664	Ceramic, discal	15pF \pm 5%	50V
C216	0248676	Ceramic, discal	47pF \pm 5%	50V	C722(L,R)	0275011	Mylar, film	0.01 μ F \pm 10%	50V
C217	0252521	Electrolytic	10 μ F	16V	C723(L,R)	0275011	Mylar, film	0.01 μ F \pm 10%	50V
C218	0244175	Ceramic, discal	0.047 μ F \pm 20%	25V	C725(L,R)	0274011	Mylar, film	1000pF \pm 10%	50V
C219	0252521	Electrolytic	10 μ F	16V	C801	0245408	Ceramic, discal	0.01 μ F \pm 20%	500V
C220	0252811	Electrolytic	1 μ F	50V	C802	0245408	Ceramic, discal	0.01 μ F \pm 20%	500V
C221	0245018	Ceramic, discal	0.022 μ F \pm 20%	25V	C803	0245408	Ceramic, discal	0.01 μ F \pm 20%	500V
C222	0252525	Electrolytic	47 μ F	16V	C804	0245408	Ceramic, discal	0.01 μ F \pm 20%	500V
C223	0245018	Ceramic, discal	0.022 μ F \pm 20%	25V	C805	0250228	Electrolytic	3300 μ F	50V
C224	0275013	Mylar, film	0.022 μ F \pm 10%	50V	C806	0250228	Electrolytic	3300 μ F	50V
C226	0245018	Ceramic, discal	0.022 μ F \pm 20%	25V	C807	0250228	Electrolytic	3300 μ F	50V
C227	0248690	Ceramic, discal	180pF \pm 5%	50V	C808	0250228	Electrolytic	3300 μ F	50V
C228	0245018	Ceramic, discal	0.022 μ F \pm 20%	25V	C809	0275011	Mylar, film	0.01 μ F \pm 10%	50V
C301	0252521	Electrolytic	10 μ F	16V	C810	0275011	Mylar, film	0.01 μ F \pm 10%	50V
C302	0275015	Mylar, film	0.047 μ F	50V	C811	0252632	Electrolytic	220 μ F	25V
C303	0252813	Electrolytic	3.3 μ F	50V	C812	0252632	Electrolytic	220 μ F	25V
C304	0252877	Electrolytic	1 μ F	50V	C813	0252633	Electrolytic	330 μ F	25V
C305	0252875	Electrolytic	0.47 μ F	50V	C814	0252633	Electrolytic	330 μ F	25V
C306	0221523	Styrol	360pF \pm 5%	50V	C003	0214481	Paper	0.01 μ F \pm 20%	400V
C307(L,R)	0252521	Electrolytic	10 μ F	16V	C004	0252225	Electrolytic	47 μ F	6.3V
C308(L,R)	1274211	Mylar, film	1,000pF \pm 5%	50V	C005	0279956	Mylar, film	0.22 μ F \pm 10%	100V
C309(L,R)	0252811	Electrolytic	1 μ F	50V	C006	0279956	Mylar, film	0.22 μ F \pm 10%	100V
C310	0252532	Electrolytic	220 μ F	16V	C007	0214481	Paper	0.01 μ F \pm 20%	400V
C401(L,R)	0252811	Electrolytic	1 μ F	50V	C008	0214481	Paper	0.01 μ F \pm 20%	400V
C402(L,R)	0248684	Ceramic, discal	100pF \pm 5%	50V	RESISTORS				
C403(L,R)	0252225	Electrolytic	47 μ F	6.3V	for TUNER PRINTED WIRING BOARD				
C404(L,R)	0248732	Ceramic, discal	220pF \pm 10%	50V	R151	0138129	Carbon film	2.2k Ω \pm 5%	SRD $\frac{1}{4}$ SD

(SR-703)

SYMBOL NO.	STOCK NO.	DESCRIPTION			SYMBOL NO.	STOCK NO.	DESCRIPTION				
R152	0138057	Carbon film	47Ω	±5%	SRD¼SD	R408(L,R)	0114161	Carbon film	1kΩ	±5%	SRD¼P
R153	0138137	Carbon film	4.7kΩ	±5%	SRD¼SD	R409(L,R)	0114139	Carbon film	220Ω	±5%	SRD¼P
R154	0138201	Carbon film	100kΩ	±5%	SRD¼SD	R410(L,R)	0114161	Carbon film	1kΩ	±5%	SRD¼P
R155	0114261	Carbon film	1kΩ	±5%	SRD¼P	R411(L,R)	0114281	Carbon film	100kΩ	±5%	SRD¼P
R156	0138169	Carbon film	33kΩ	±5%	SRD¼SD	R412(L,R)	0114281	Carbon film	100kΩ	±5%	SRD¼P
R157	0138129	Carbon film	2.2kΩ	±5%	SRD¼SD	R413(L,R)	0114161	Carbon film	1kΩ	±5%	SRD¼P
R158	0114057	Carbon film	47Ω	±5%	SRD¼P	R414(L,R)	0114281	Carbon film	100kΩ	±5%	SRD¼P
R159	0138137	Carbon film	4.7kΩ	±5%	SRD¼SD	R415(L,R)	0114173	Carbon film	3.3kΩ	±5%	SRD¼P
R161	0138081	Carbon film	100Ω	±5%	SRD¼SD	R416(L,R)	0114293	Carbon film	330kΩ	±5%	SRD¼P
R163	0138213	Carbon film	330kΩ	±5%	SRD¼SD	R417(L,R)	0114161	Carbon film	1kΩ	±5%	SRD¼P
R164	0138179	Carbon film	56kΩ	±5%	SRD¼SD	R418(L,R)	0114295	Carbon film	390kΩ	±5%	SRD¼P
R165	0138137	Carbon film	4.7kΩ	±5%	SRD¼SD	R419(L,R)	0114281	Carbon film	100kΩ	±5%	SRD¼P
R166	0138125	Carbon film	1.5kΩ	±5%	SRD¼SD	R420(L,R)	0114215	Carbon film	39kΩ	±5%	SRD¼P
R167	0138201	Carbon film	100kΩ	±5%	SRD¼SD	for AUDIO PRINTED WIRING BOARD					
R168	0138121	Carbon film	1kΩ	±5%	SRD¼SD	R228	0114285	Carbon film	150kΩ	±5%	SRD¼P
R169	0138123	Carbon film	1.2kΩ	±5%	SRD¼SD	R501(L,R)	0134381	Composition	4.7kΩ	±10%	RC¼GF
R170	0138143	Carbon film	8.2kΩ	±5%	SRD¼SD	R502(L,R)	0114139	Carbon film	220Ω	±5%	SRD¼P
R171	0138137	Carbon film	4.7kΩ	±5%	SRD¼SD	R503(L,R)	0134383	Composition	6.8kΩ	±10%	RC¼GF
R201	0114131	Carbon film	100Ω	±5%	SRD¼P	R504(L,R)	0114061	Carbon film	68Ω	±5%	SRD¼P
R202	0114147	Carbon film	470Ω	±5%	SRD¼P	R505(L,R)	0114281	Carbon film	100kΩ	±5%	SRD¼P
R203	0114167	Carbon film	1.8kΩ	±5%	SRD¼P	R506(L,R)	0114297	Carbon film	470kΩ	±5%	SRD¼P
R205	0114201	Carbon film	10kΩ	±5%	SRD¼P	R507	0114203	Carbon film	12kΩ	±5%	SRD¼P
R206	0114147	Carbon film	470Ω	±5%	SRD¼P	R508	0114205	Carbon film	15kΩ	±5%	SRD¼P
R207	0114149	Carbon film	560Ω	±5%	SRD¼P	R509	0114131	Carbon film	100Ω	±5%	SRD¼P
R208	0114285	Carbon film	150kΩ	±5%	SRD¼P	R510	0114285	Carbon film	150kΩ	±5%	SRD¼P
R209	0114145	Carbon film	390Ω	±5%	SRD¼P	R511	0114205	Carbon film	15kΩ	±5%	SRD¼P
R211	0114139	Carbon film	220Ω	±5%	SRD¼P	R512	0138171	Carbon film	27kΩ	±5%	SRD¼SD
R212	0114203	Carbon film	12kΩ	±5%	SRD¼P	R513	0114209	Carbon film	22kΩ	±5%	SRD¼P
R213	0114169	Carbon film	2.2kΩ	±5%	SRD¼P	R514	0114173	Carbon film	3.3kΩ	±5%	SRD¼P
R214	0114217	Carbon film	47kΩ	±5%	SRD¼P	R515	0134383	Composition	6.8kΩ	±10%	RC¼GF
R215	0114169	Carbon film	2.2kΩ	±5%	SRD¼P	R516	0114161	Carbon film	1kΩ	±5%	SRD¼P
R216	0114179	Carbon film	5.6kΩ	±5%	SRD¼P	R517	0114181	Carbon film	6.8kΩ	±5%	SRD¼P
R217	0114141	Carbon film	270Ω	±5%	SRD¼P	R518	0114205	Carbon film	15kΩ	±5%	SRD¼P
R218	0114201	Carbon film	10kΩ	±5%	SRD¼P	R519	0134371	Composition	680Ω	±10%	RC¼GF
R219	0114141	Carbon film	270Ω	±5%	SRD¼P	R520	0138131	Carbon film	2.7kΩ	±5%	SRD¼SD
R220	0114209	Carbon film	22kΩ	±5%	SRD¼P	R601(L,R)	0114283	Carbon film	120kΩ	±5%	SRD¼P
R221	0114209	Carbon film	22kΩ	±5%	SRD¼P	R602(L,R)	0114203	Carbon film	12kΩ	±5%	SRD¼P
R222	0114289	Carbon film	220kΩ	±5%	SRD¼P	R603(L,R)	0114203	Carbon film	12kΩ	±5%	SRD¼P
R223	0114283	Carbon film	120kΩ	±5%	SRD¼P	R701(L,R)	0114173	Carbon film	3.3kΩ	±5%	SRD¼P
R225	0110609	Metal	47Ω	±5%	RN¼B	R702(L,R)	0114281	Carbon film	100kΩ	±5%	SRD¼P
R226	0114145	Carbon film	390Ω	±5%	SRD¼P	R703(L,R)	0114165	Carbon film	1.5kΩ	±5%	SRD¼P
R301	0114161	Carbon film	1kΩ	±5%	SRD¼P	R704(L,R)	0114217	Carbon film	47kΩ	±5%	SRD¼P
R302	0110820	Metal	24kΩ	±5%	RN¼B	R705(L,R)	0114217	Carbon film	47kΩ	±5%	SRD¼P
R304(L,R)	0114181	Carbon film	6.8kΩ	±5%	SRD¼P	R707(L,R)	0114289	Carbon film	220kΩ	±5%	SRD¼P
R305(L,R)	0114213	Carbon film	33kΩ	±5%	SRD¼P	R708(L,R)	0114201	Carbon film	10kΩ	±5%	SRD¼P
R306(L,R)	0114217	Carbon film	47kΩ	±5%	SRD¼P	R709(L,R)	0114201	Carbon film	10kΩ	±5%	SRD¼P
R309	0110621	Metal	100Ω	±5%	RN¼B	R710(L,R)	0114053	Carbon film	33Ω	±5%	SRD¼P
R311	0114201	Carbon film	10kΩ	±5%	SRD¼P	R711(L,R)	0134048	Composition	200Ω	±5%	RC¼GF
R312	0114201	Carbon film	10kΩ	±5%	SRD¼P	R713(L,R)	0119041	Metal	10Ω	±10%	RN1B
R313(L,R)	0114183	Carbon film	8.2kΩ	±5%	SRD¼P	R714(L,R)	0119041	Metal	10Ω	±10%	RN1B
R401(L,R)	0114281	Carbon film	100kΩ	±5%	SRD¼P	R715(L,R)	0134365	Composition	220Ω	±10%	RC¼GF
R402(L,R)	0114161	Carbon film	1kΩ	±5%	SRD¼P	R716(L,R)	0134365	Composition	220Ω	±10%	RC¼GF
R403(L,R)	0114281	Carbon film	100kΩ	±5%	SRD¼P	R719(L,R)	0119237	Metal	0.47Ω	±10%	RN3B
R404(L,R)	0114147	Carbon film	470Ω	±5%	SRD¼P	R720(L,R)	0119237	Metal	0.47Ω	±10%	RN3B
R405(L,R)	0114201	Carbon film	10kΩ	±5%	SRD¼P	R721(L,R)	0219041	Metal	10Ω	±10%	RN1B
R406(L,R)	0114213	Carbon film	33kΩ	±5%	SRD¼P	R722(L,R)	0119139	Metal	4.7Ω	±10%	RN2B
R407(L,R)	0114295	Carbon film	390kΩ	±5%	SRD¼P	R723(L,R)	0114209	Carbon film	22kΩ	±5%	SRD¼P
						R724(L,R)	0114153	Carbon film	820Ω	±5%	SRD¼P
						R725(L,R)	0114201	Carbon film	10kΩ	±5%	SRD¼P
						R726(L,R)	0114165	Carbon film	1.5kΩ	±5%	SRD¼P


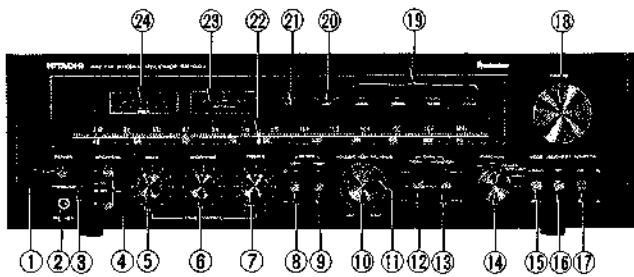
(SR-703)

SYMBOL NO.	STOCK NO.	DESCRIPTION			SYMBOL NO.	STOCK NO.	DESCRIPTION	
R727(L,R)	0114173	Carbon film	3.3kΩ	±5%	SRD¼P	for AUDIO PRINTED WIRING BOARD		
R728(L,R)	0114147	Carbon film	470Ω	±5%	SRD¼P			
R729(L,R)	0119526	Metal, oxide	270Ω	±10%	RD2PA			
R730(L,R)	0119139	Metal	4.7Ω	±10%	RN2B			
R801	0119411	Metal, oxide	68Ω	±10%	SRD¼P			
R802	0119411	Metal, oxide	68Ω	±10%	SRD¼P	CR501(L,R)	2337011	1S2076
R803	0134377	Composition	2.2kΩ	±10%	RC½GF	CR502	2337011	1S2076
R804	0134377	Composition	2.2kΩ	±10%	RC½GF	CR503	2337011	1S2076
for CHASSIS ASSEMBLY					CR504	2337011	1S2076	
R003	0134363	Composition	150Ω	±10%	RC½GF	CR505	2337011	1S2076
ICs & TRANSISTORS					CR701(L,R)	2347041	MV - 5	
for TUNER PRINTED WIRING BOARD					CR702(L,R)	2347041	MV - 5	
IC151	2367131	HA1151			CR703(L,R)	2337011	1S2076	
IC201	2367122	HA1137			CR704(L,R)	2337011	1S2076	
IC301	2367271	HA1196			CR705(L,R)	2337011	1S2076	
IC401	2367152	HA1452W			CR706(L,R)	2337011	1S2076	
Q151	2327443	2SC1344 (E)			CR707(L,R)	2337011	1S2076	
Q201	0573486	2SC460 (B)			CR801	2337251	ERD 03 - 02	
Q202	2327443	2SC1344 (E)			CR802	2337251	ERD 03 - 02	
Q401(L,R)	2327443	2SC1344 (E)			CR803	2337251	ERD 03 - 02	
for AUDIO PRINTED WIRING BOARD					CR804	2337251	ERD 03 - 02	
IC701	2367152	HA1452W			CR805	2337181	HZ - 15	
Q501(L,R)	2327743	2SA836 (E)			CR806	2337181	HZ - 15	
Q502	2327443	2SC1344 (E)			CR809	2337081	W06A	
Q503	2327743	2SA836 (E)			CR810	2337081	W06A	
Q504	2327333	2SC1213 (C)			CR811	2337011	1S2076	
Q505	2327443	2SC1344 (E)			CR812	2337011	1S2076	
Q506	2320063	2SC458 (C)			SCR501	2337091	Thyristor CW01B	
Q701(L,R)	2327802	2SD478 (C)			TH701			
Q702(L,R)	2327792	2SB568 (C)			(L,R)	0576031	Thermistor 13D27	
Q703(L,R)	2327622	2SA753 (B)			for CHASSIS ASSEMBLY			
Q704(L,R)	2327612	2SC1343 (B)			CR001	2327733	HZ - 7 (C)	
Q801	2327802	2SD478 (C)			VARIABLE RESISTORS			
Q802	2327792	2SB568 (C)			for TUNER PRINTED WIRING BOARD			
DIODES, THYRISTOR & THERMISTORS					VR201	0151226	100kΩ - (B)	
for TUNER PRINTED WIRING BOARD					VR202	0151284	300kΩ - (B)	
CR151	2337011	1S2076			VR301	0151226	100kΩ - (B)	
CR152	2337011	1S2076			VR302	0151271	6.8kΩ - (B)	
CR153	0575002	1N34A			VR303	0151284	300kΩ - (B)	
CR201	2337011	1S2076			for AUDIO PRINTED WIRING BOARD			
CR203	2337011	1S2076			VR601(L,R)	0156181	200kΩ - (B) (Volume)	
CR204	2337011	1S2076			VR602	0156161	200kΩ - (W) (Balance)	
CR301	2337011	1S2076			VR701(L,R)	0156171	50kΩ - (C) (BASS)	
CR302	2337011	1S2076			VR702(L,R)	0156171	50kΩ - (C) (TREBLE)	
COILS & TRANSFORMERS					VR703(L,R)	0151223	200Ω - (B)	
for TUNER PRINTED WIRING BOARD					COILS & TRANSFORMERS			
L151	2134431	AM OSC coil			for TUNER PRINTED WIRING BOARD			
L201	2227119	Choke coil (18μH)			L151	2134431	AM OSC coil	
L202	2227081	Choke coil (1μH)			L201	2227119	Choke coil (18μH)	
L203	2227035	Choke coil (27μH)			L202	2227081	Choke coil (1μH)	
T151	2154281	AM IF transformer			L203	2227035	Choke coil (27μH)	
T152	2154182	AM IF transformer			T151	2154281	AM IF transformer	
					T152	2154182	AM IF transformer	

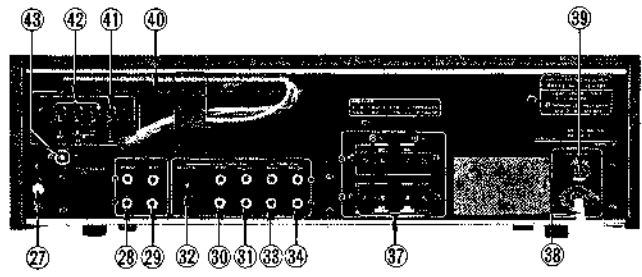
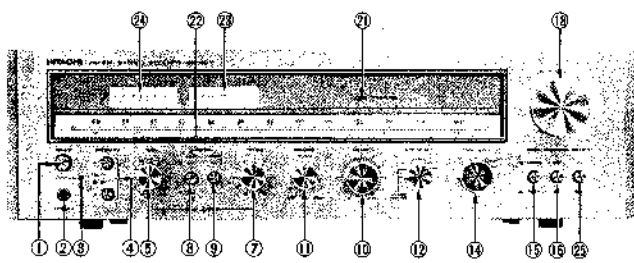
(SR-703)

SYMBOL NO.	STOCK NO.	DESCRIPTION	SYMBOL NO.	STOCK NO.	DESCRIPTION
T201	2154271	FM IF transformer for AUDIO PRINTED WIRING BOARD		3920381	AC socket cover
L701(L,R)	2227142	Audio trap coil (2.2μH) for CHASSIS ASSEMBLY		2657361	Socket-Coaxial cable socket
L002	2227032	Choke coil (2.2μH)		2657291	Socket - DIN socket
MISCELLANEOUS				2687591	Jack - 1P US pin jack
	2505792	Tuner printed wiring board assembly		2657123	Socket-Voltage changing socket
	2505815	Audio (A) printed wiring board assembly		3920731	Bushing (for power transistor)
	2505813	Audio (B) printed wiring board assembly		for DIAL MECHANISM ASSEMBLY	
	2505801	Switch printed wiring board assembly		3199666	Dial scale (for West Germany & Australia)
	4398541	Lamp cover assembly		3199667	Dial scale (for U.K., France & Switzerland)
	2425024	Tuner pack (Front end)		3387111	Dial pointer (for U.K., France & Switzerland)
MF201	2134541	Ceramic filter		3387112	Dial pointer (for West Germany & Australia)
MF202	2134541	Ceramic filter		0666704	Dial cord holding fixture
CP301(L,R)	0186051	Leak filter		3337201	Spring
F001	2727192	Fuse (1.25A)		4571921	Flywheel assembly
F002	2727196	Fuse - wired in fuse (3.15A)		3922541	Pulley
PL9	2767236	Lamp - indicator lamp (8V, 30mA)		3923401	Indicator
PL10	2337238	LED		4684132	Indicator cover
S1	2617601	Switch - rotary switch (for function sw.)		4394794	Meter panel (for West Germany & Australia)
S2	2637831	Switch - push switch (for tape monitor - 1 sw.)		4394795	Meter panel (for U.K., France & Switzerland)
S3	2637831	Switch - push switch (for tape monitor - 2 sw.)		for FINAL ASSEMBLY	
S4	2637731	Switch - push switch (for loudness sw.)		3244153	Escutcheon assembly (for West Germany & Australia)
S5	2637821	Switch - push switch (for high filter sw.)		3244154	Escutcheon assembly (for U.K., France & Switzerland)
S6	2637731	Switch - push switch (for mode sw.)		3282397	Knob - Power knob (for West Germany & Australia)
S7	2637831	Switch - push switch (for muting sw.)		3282398	Knob - Power knob (for U.K., France & Switzerland)
S8	2637741	Switch - push switch (for A speaker sw.)		3282804	Knob - Speaker, High filter knob, others (for West Germany & Australia)
S9	2637741	Switch - push switch (for B speaker sw.)		3284451	Knob - Speaker, High filter knob, others (for U.K., France & Switzerland)
S10	2647072	Speaker relay		3284203	Knob - Tuning knob (for U.K., France & Switzerland)
S11	2637325	Switch - power switch		3284204	Knob - Tuning knob (for West Germany & Australia)
L001	2134722	Ferrite antenna		3284041	Knob - Bass, Treble, Balance knob (for U.K., France & Switzerland)
	2577294	Signal meter (for U.K., France & Switzerland)		3284042	Knob - Bass, Treble, Balance knob (for West Germany & Australia)
	2577295	Signal meter (for West Germany & Australia)		3284021	Knob - Volume, Function knob (for U.K., France & Switzerland)
	2577296	Tuning meter (for U.K., France & Switzerland)		3284023	Knob - Volume, Function knob (for West Germany & Australia)
	2577296	Tuning meter (for West Germany & Australia)		4743422	Ring - Bass, Treble, Balance knob
	2687652	Terminal - 3P screw terminal (for antenna)		4743423	Ring - Volume, Function knob
	2687661	Terminal - 8P screw terminal (for speaker)		3916411	Leg
	2687831	Terminal - 5P terminal		4567413	3 φ x 10CT bind screw
	2687311	Terminal - 6P terminal		4567446	4 φ x 16CT bind screw
	2687451	Terminal - 6P terminal		4567411	3 φ x 6CT bind screw
	2677201	Jack - headphone jack		0645587	Washer
	2727121	Holder - fuse holder		3710471	Head phone cap (for West Germany & Australia)
	2727181	Holder - fuse holder		for CABINET ASSEMBLY	
	2748621	AC power cord (for U.K.)		9403649	Cabinet assembly (for France, Switzerland, West Germany & Australia)
	2748511	AC power cord (for France & West Germany)		9403057	Cabinet assembly (for U.K.)
	2747771	AC power cord (for Switzerland)		for ACCESSORY	
	2747301	AC power cord (for Australia)		2748371	FM antenna
	2787221	Belt (for AC power cord) (for Australia)			
	4387911	Nut (for power transformer fixing)			
	4790096	Washer			
	4567411	3 φ x 6CT bind screw (yellow)			
	4567431	3 φ x 6CT bind screw (black)			
	4567421	4 φ x 6CT bind screw			
	4567449	4 φ x 30CT bind screw			
	4513311	Earth screw			
	3715183	Bushing (for AC power cord) (for U.K.)			
	3715184	Bushing (for AC power cord) (for Australia)			
	3913001	Bushing (for AC power cord) (for France, Switzerland & West Germany)			
	3913006	Bushing (for ferrite antenna)			

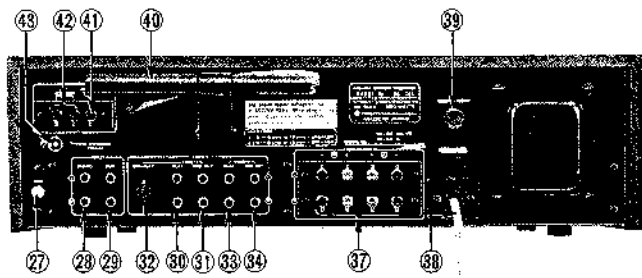
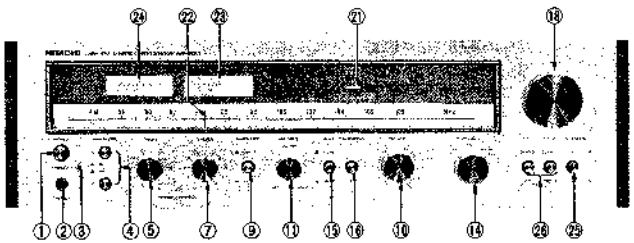
FRONT AND REAR PANEL · VORDERE UND HINTERE BEDIENUNGS-
TAFEL · PANNEAUX AVANT ET ARRIERE



SR-903 (Black type)



SR-803 (Gold type)



SR-703 (Gold type)

- | | | |
|-------------------------------|---|---|
| ① POWER switch | ① Netzschalter | ① Interrupteur secteur |
| ② Headphone jack (PHONES) | ② Kopfhörer-Buchse | ② Casque stéréophonique |
| ③ PROTECTION indicator | ③ Schutzschaltung-Anzeigeleuchte | ③ Lampe de PROTECTION |
| ④ SPEAKER switches (A, B) | ④ Lautsprecherschalter | ④ Interrupteur de haut-parleurs (A, B) |
| ⑤ BASS control | ⑤ BASS-Regler | ⑤ Commande de grave |
| ⑥ MIDRANGE control | ⑥ Mittenfrequenzregler (SR-903) | ⑥ Commande de fréquence moyenne (SR-903) |
| ⑦ TREBLE control | ⑦ Höhenregler | ⑦ Commande d'aigu |
| ⑧ LOW FILTER switch | ⑧ Tiefenfilter-Schalter | ⑧ Commutateur de filtre passe-bas |
| ⑨ HIGH FILTER switch | ⑨ Höhenfilter-Schalter | ⑨ Commutateur de filtre passe-haut |
| ⑩ VOLUME control | ⑩ Lautstärkeregl | ⑩ Commande de VOLUME |
| ⑪ BALANCE control | ⑪ BALANCE-Regler | ⑪ Commande d'équilibrage |
| ⑫ TAPE COPY switch | ⑫ Tonband-Kopierschalter | ⑫ Commutateur de copiage de bande |
| ⑬ TAPE MONITOR switch | ⑬ Schalter für Hinterbandkontrolle | ⑬ Commutateur de contrôle de bande |
| ⑭ FUNCTION switch | ⑭ Funktionsschalter | ⑭ Commutateur de fonction |
| ⑮ MODE switch | ⑮ Stereo/Mono-Schalter | ⑮ Commutateur de MODE |
| ⑯ LOUDNESS switch | ⑯ Schalter für gehörrichtige Lautstärkekontur | ⑯ Correcteur physiologique |
| ⑰ ADAPTOR switch | ⑰ Adapterschalter | ⑰ Commutateur d'adaptateur |
| ⑱ TUNING knob | ⑱ Abstimmknopf | ⑱ Bouton d'accord |
| ⑲ Program source indicators | ⑲ Programmquellen-Anzeigen | ⑲ Indicateurs de source de programme |
| ⑳ FM AUTO LOCK indicator | ⑳ UKW-Scharfabstimmmanzeige | ⑳ Indicateur de verrouillage automatique de fréquence |
| ㉑ FM STEREO indicator | ㉑ UKW-Stereo-Anzeige | ㉑ Indicateur STEREO |
| ㉒ Dial pointer | ㉒ Skalenzeiger | ㉒ Aiguille de cadran |
| ㉓ TUNING meter | ㉓ Abstimmmanzeige | ㉓ Indicateur de syntonisation |
| ㉔ SIGNAL meter | ㉔ Feldstärke-Meßinstrument | ㉔ Indicateur de l'intensité du SIGNAL |
| ㉕ FM MUTE switch | ㉕ UKW-Stillabstimmshalter | ㉕ Commutateur de sourdine FM |
| ㉖ TAPE MONITOR switches | ㉖ Schalter für Hinterbandkontrolle | ㉖ Commutateurs de contrôle de bande |
| ㉗ Ground terminal (GND) | ㉗ Erdung | ㉗ Prise de terre |
| ㉘ PHONO input terminals | ㉘ Plattenspieler-Eingangsklemmen | ㉘ Bornes d'entrée PHONO |
| ㉙ AUX input terminals | ㉙ Eingangsklemmen f. ext. Schallquellen | ㉙ Bornes d'entrée auxiliaires |
| ㉚ TAPE-1 PLAY terminals | ㉚ Eingang für Tonbandgerät 1 | ㉚ Bornes de reproduction de bande 1 |
| ㉛ TAPE-1 REC OUT terminals | ㉛ Ausgang für Tonbandgerät 1 | ㉛ Bornes d'enregistrement de bande 1 |
| ㉜ TAPE-1 DIN REC/PLAY socket | ㉜ DIN-Normbuchse | ㉜ Prise DIN de bande 1 |
| ㉝ TAPE-2 PLAY terminals | ㉝ Eingang für Tonbandgerät 2 | ㉝ Borne de reproduction de bande 2 |
| ㉞ TAPE-2 REC OUT terminals | ㉞ Ausgang für Tonbandgerät 2 | ㉞ Borne d'enregistrement de bande 2 |
| ㉟ ADAPTOR IN terminals | ㉟ Dolby-Adapter-Eingangsklemmen | ㉟ Bornes d'entrée d'adaptateur |
| ㊱ ADAPTOR OUT terminals | ㊱ Dolby-Adapter-Ausgangsklemmen | ㊱ Bornes de sortie d'adaptateur |
| ㊲ SPEAKER terminals | ㊲ Lautsprecher-Klemmen | ㊲ Borne de haut-parleurs |
| ㊳ Power supply cord | ㊳ Netzkabel | ㊳ Cordon d'alimentation C. A. |
| ㊴ FUSE | ㊴ Sicherung | ㊴ Fusible |
| ㊵ AM bar antenna | ㊵ MW-Ferritstabantenne | ㊵ Antenne de ferrite AM |
| ㊶ AM ANTENNA terminal | ㊶ MW-Antennenbuchse | ㊶ Borne d'antenne AM |
| ㊷ FM ANTENNA terminal | ㊷ UKW-Antennenbuchse | ㊷ Borne d'antenne FM |
| ㊸ FM ANTENNA socket (75 ohms) | ㊸ UKW-Antennenbuchse (75 Ohm) | ㊸ Prise d'antenne FM (75 ohms) |