

SERVICE MANUAL

PARTS LIST

MODEL 1722II



THIS MANUAL MUST BE USED AS A SET TOGETHER WITH SEPARATELY
PUBLISHED 1722W SERVICE MANUAL AND PARTS LIST.

I. TECHNICAL DATA

TRACK SYSTEM	4-track 2-channel stereo/monaural system
REEL CAPACITY	Up to 7" reel
TAPE SPEED	7-1/2 and 3-3/4 ips ($\pm 2\%$)
WOW & FLUTTER	Less than 0.14% RMS at 7-1/2 ips Less than 0.18% RMS at 3-3/4 ips
FREQUENCY RESPONSE	30 Hz to 21,000 Hz (± 3 dB) at 7-1/2 ips using wide range tape 40 Hz to 15,000 Hz (± 3 dB) at 3-3/4 ips using wide range tape 30 Hz to 18,000 Hz (± 3 dB) at 7-1/2 ips using low noise tape 40 Hz to 13,000 Hz (± 3 dB) at 3-3/4 ips using low noise tape
DISTORTION	Less than 2% (1,000 Hz "0" VU)
OUTPUT POWER	10W total music power (5W/5W) at 8 ohms 6W continuous power (3W/3W) at 8 ohms
SIGNAL TO NOISE RATIO	Better than 50 dB
ERASE RATIO	Better than 70 dB
CROSS-TALK	Better than 60 dB (monaural) Better than 45 dB (stereo)
BIAS FREQUENCY	63 kHz
HEADS	(2): One recording/playback head & one erase head
MOTOR	(1): 2-speed induction motor
FAST FORWARD & REWIND TIME	80/100 sec. using a 1200 ft. tape at 50/60 Hz
RECORDING CAPACITY	3 hours stereo recording using a 1800 ft. tape at 3-3/4 ips.
OUTPUT JACKS	Line (2): 1.23V ("0" VU)/30 ohms Required load impedance: more than 10 kohms Phone (1): 100 mV/8 ohms Speaker (2): 5W/8 ohms each
INPUT JACK	Microphone (2): 0.5 mV/100 kohms Line (2): 150 mV/330 kohms
DIN JACK	1V/15 mV
SPEAKER	2 built-in 5x7" speakers
SEMI-CONDUCTORS	Transistors: 16, Diodes: 4
POWER REQUIREMENTS	120V/60 Hz for US & Canada 220V/50 Hz for Europe 100V, 50/60 Hz for JPN 100V - 240V, 50/60 Hz for Other countries
DIMENSIONS	358(W) x 360(H) x 248(D) mm (14 x 14.1 x 9.8")
WEIGHT	13.2 kg (29 lbs)

III. PARTS LIST

The composite parts of Model 1722-II, except for those which have been changed as per the list below, are identical to those of Model 1722W. Therefore, when ordering parts for this tape deck, please utilize Model 1722W Parts List.

1. HEAD BLOCK

Ref. No.	Parts No.	Description	Schematic No.
1-5x	ZW516993	Nut M3, #1	
1-8x	ZS201475	Screw, pan head 2x3	
1-12	HE619593	ERASE HEAD E4-200E	
1-16	MZ673402	Lifter Mt. Base Part LS	LM-4
1-17	ZW455837	Washer (Nylon) D6.1x10x2t	
1-19	ZW270101	'E' Ring 3M	6-1-9
Added	ZS414044	Screw, countersunk head 4x8	

2. REEL TABLE BLOCK

Ref. No.	Parts No.	Description	Schematic No.
2-7	MT516565	'O' Ring 2.8x1.9	3R-139
2-8	MT458943	Reel Retainer	3R-102
2-19	MT252123	Friction Cloth (C)	900-226
2-20	MR252055	Take-up Roller (B)	900-221
Added	ZW553972	Washer (NYLON) D6.2x13x0.8t	
2-22	MT438636	Reel Torque Adjust Thrust (6) D6.2x13x1t	101021
Added	ZW260098	Washer (SUP) D6.1x10x0.5t	
2-28	MT438581	Reel Torque Adjust Thrust (1) D5.8x10.3x1t	101016
2-31	MT676383	XR Reel Metal Mt. Parts Part LS	XR-191
2-34	ZW260111	Washer (Nylon) D6.1x10x0.8t	
2-36	MR256083	Reel Table Pulley	900-239
2-37	ZS379350	Screw, pan head 3x6	
2-43	MT438647	Reel Torque Adjust Thrust (7) D6.2x13x0.5t	101022
Added	ZW260144	Washer (NYLON) D6.1x10x0.3t	

3. MOTOR/BELT CHANGE LEVER BLOCK

Ref. No.	Parts No.	Description	Schematic No.
MOTOR BLOCK			
3-1x	BM250931	Motor Block Comp. IC-16Y IS-1, 2 (U/T, AAL, CEE, BEAB)	
3-12	MZ266095	Motor Mt. Plate (L) Part 24X	
Added	ZW322716	Washer (BSP) D5.1x10.3x0.3t	
Added	ZW374545	Washer (PBP) D5.1x10.3x0.4t	
Added	ZW266106	Washer (PBP) D5.1x10.3x0.8t	
3-22	MR682727	24 Motor Pulley (B) Part 24L	
3-23	MR682716	Knurling Pulley Part 24X	24X-740B
Added	MT519186	Thermal Protector (CSA)	52-1-14
Added	ZS561295	Screw, binding head 4x25(CSA)	
Added	ZW413188	Nut M4, #1(CSA)	

BELT CHANGE LEVER BLOCK

Added	ZW260144	Washer (NYLON) D6.1x10x0.3t	
-------	----------	-----------------------------	--

4. FLYWHEEL BLOCK

Ref. No.	Parts No.	Description	Schematic No.
4-6	MZ675887	Main Case Part 1630	1630-205
4-16	ZW413278	Nut M5, #1	
4-17x	ZS416687	Screw, binding head 4x8	

5. SWITCH BLOCK

Ref. No.	Parts No.	Description	Schematic No.
Added	BS682637	SW. Block Comp. LS (CSA)	
5-3	MS649956	Y Type RWD Shaft	25-8-7
Added	ZW322110	Washer (NYLON) D6.1x10x1t	
Added	ZW260076	Washer (NYLON) D6.1x10x0.5t	
Added	ZW260111	Washer (NYLON) D6.1x10x0.8t	
Added	ZW260144	Washer (NYLON) D6.1x10x0.3t	
5-20x	ZW432347	Washer (Luminar) D6.2x13x0.125t	
5-21	ZW413267	Flange Nut M4	
5-26x	ZW550642	Washer (SPC) D3.1x8x0.5t	
5-27	MZ206515	Amp SW. Cam (B)	MR-243
5-29	MZ610301	Cam (A-3)	MR-242
Added	ZS413201	Screw, pan head 4x8	

6. MECHA ASSEMBLY BLOCK

Ref. No.	Parts No.	Description	Schematic No.
TAPE GUIDE BLOCK			
6-1x	BZ636996	Tape Guide Block Comp. LE-6	
Added	ZW259907	Washer (PBP) D5.1x10.3x0.2t	
6-5	MV639630	Roller, resin LE	LE-1607
Added	ZW274048	Nut M5	

SPEED CHANGE BLOCK

6-10	ZS432843	Screw, pan head 2.6x4	
------	----------	-----------------------	--

MECHA ASSEMBLY BLOCK

6-18x	ZS421806	Screw, pan head 3x8	
6-20x	ZW413188	Nut M4, #1	
6-22x	ZS413201	Screw, pan head 4x8	
Added	ZS302945	S-Tight Screw, 3x8 (Pan) (BLACK) (AAL)	
6-32	EO678093	Ham Backing Coil Part 20T (U/T, AAL, CSA)	23-3-40
6-33x	EO678115	Ham Backing Coil Part 30T (CEE) (BEAB)	23-3-41
6-39	ML674357	Start Lever Part MS	4TR-122
6-41	ZS417216	Screw, pan head 3x4	
6-44	ZS422965	Screw, pan head 3x15	
Added	ZW462857	Washer (PBP) D4.3x11x0.4t	
Added	ZW462868	Washer (PBP) D4.3x11x0.5t	
Added	ZS413177	Screw, pan head 4x10 w/washer	
Added	ZW330434	Adjust. Washer (U) D4x13x0.5t	
Added	ZW330456	Adjust. Washer (U) D4x13x1t	
Added	ZW439547	Adjust. Washer (U) D4x13x1.5t	
6-55	ML663355	Lever (B.D.) Part 900	900-103
6-61	ML678148	G.H. Lever Part SX	
6-63	ZS200395	Screw, countersunk head 3x6	
6-64x	ZW260133	Washer (FIBER) D6.1x10x1t (BLACK)	
6-65	MI241413	Idle Wheel (D) Part LE-6	LE-1610
Added	ZS608321	Screw, pan head 3x6 W=8	
6-77	SB625004	Rec. Button (RED)	900-167
6-78x	ZW259773	Washer (NYLON) D4.1x7x0.5t	
6-80	ML668700	Supply Brake Part 900	900-113
6-84	MZ678150	Take-up Brake Part 900	900-114
6-97	ZS200384	Screw, countersunk head 3x6	
6-100	ML663827	2-speed Motor Lever (F) Part M8	M8-107
6-102	ML241413	Idle Wheel (D) Part LE-6	LE-1610
6-103	ML663805	Lever (K) Part 900	900-111
6-108	MI675450	Middle Wheel (C)	LE-1006
6-110	ML663816	Pinch Roller Lever Part 4TR	
6-117	ZS323728	Screw, binding head 3x5	

When ordering parts, please describe Parts Number, Description, and Model Number in detail.

Ref. No.	Parts No.	Description	Schematic No.
Added	MH289168	Pause Lever Fastener	LE-1007
6-128x	EJ481735	△ Mate-N-Lock Cap Housing 9P Comp. (P) 1722 (U/T)	LS-1201
Added	EJ481746	△ Mate-N-Lock Cap Housing 9P Comp. (P) 1722 (AAL)	LS-1201
Added	EJ481757	△ Mate-N-Lock Cap Housing 9P Comp. (P) 1722 (CEE)	LS-1201
Added	EJ654581	△ Mate-N-Lock Cap Housing 9P Comp. (J) 1722 (CSA)	LS-1208

8. MAIN AMP/OSC/POWER SUPPLY P.C BOARD (LS-5207) BLOCK

Ref. No.	Parts No.	Description	Schematic No.
Added	BA225944	Main Amp, OSC & Power Supply P.C Board Comp. LS(UL) (AAL)	
8-3	ZS421806	Screw, pan head 3x8	
8-5	ZS447840	Tapping Screw #2, 3x8 (BR)	
Added	ZW173802	Toothed Lock Washer	
8-R12,13	ER325012	Wire-wound/R. (L Type) 1/2W 0.5 ohm (K)	35-4-2

9. AMP ASSEMBLY BLOCK

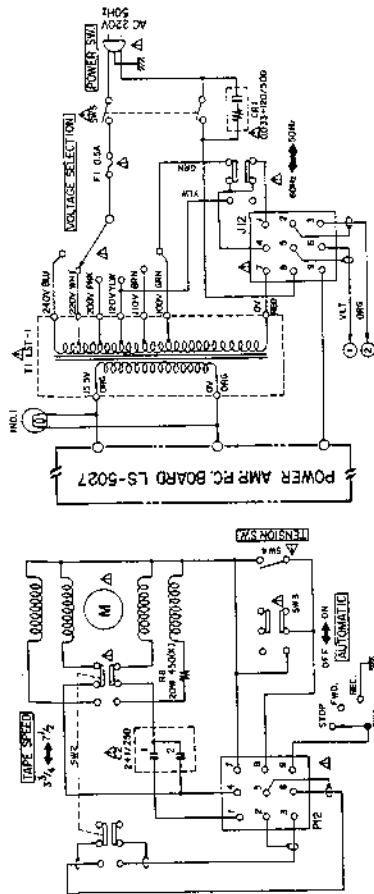
Ref. No.	Parts No.	Description	Schematic No.
JACK PLATE BLOCK			
9-11x	BJ654985	Jack Plate Block Comp. LS-2	LS-5232
9-12	EZ654930	Jack Plate LS-2	31-5-128
9-18	SK652397	Knob 0512-2	34-1-4
AMP. ASSEMBLY BLOCK			
9-41	EJ592435	Mic. Jack 2PMJ4	31-2-44
9-44	ZW260368	Washer (FIBER) D9.2x18x0.5t (BLACK)	
9-45	ZW554624	E Jack Nut	7-1-56
9-46	EJ601481	Mic. Jack 3PMJ4	31-2-45
9-50	SB304616	Push Button (B) LS-2	LS-5230
Added	EC286198	△ Ceramic/C. AL-10 0.01μF(Z) 125WV	24-5-69
9-52	ZS323728	Screw, binding head 3x5	
9-53	EM666450	VU Meter D18A68R (U/T,CSA,CEE,BEAB)	46-1-118
9-56	BT663693	△ Power Trans. LST-2 (AAL)	38-4-400
Added	BT305577	△ Power Trans. LST-6 (BEAB)	38-4-593
9-59	ZS200700	Tapping Screw #2, 4x8 (Round)	
9-60	EJ481577	△ Mate-N-Lock Plug Housing 9P Comp. (P) 1722W/L (U/T)	LS-5216
Added	EJ486360	△ Mate-N-Lock Plug Housing 9P Comp. (P) 1722W (AAL)	LS-5216
Added	EJ486371	△ Mate-N-Lock Plug Housing 9P Comp. (P) 1722L (CEE) (BEAB)	LS-5216
Added	EJ654592	△ Mate-N-Lock Plug Housing 9P Comp. 1722W (CSA)	LS-5233
9-66	EF277402	△ Fuse ST-6 1A	39-1-63
9-67	EW374894	△ AC Cord CUL 3M (U/T)	26-3-19

Ref. No.	Parts No.	Description	Schematic No.
9-68	EW207742	△ AC Cord CUL (UL, CSA)	26-3-45
9-69	EW354240	△ AC Cord ER-0150 (CEE)	
9-70	EW604585	△ AC Cord BSI (BEAB)	26-3-37
Added	ZS434250	Screw, pan head 4x8, w/washer	
9-72	EZ631945	Strain Relief SR-4N-4	2-7-49
9-73x	EZ246936	Strain Relief SR-6W-1 (WG, 3 core) (BEAB)	2-7-8
9-76x	EJ305578	2P Fuse Holder (small) LS-2 (BEAB)	40-1-165
9-78	EF668474	△ Fuse (SEMKO T Type) 400m AT (BEAB)	39-1-53
Added	EF601964	△ Fuse (SEMKO T Type) 1.6AT (BEAB)	39-1-53
Added	ZS455207	Tapping Screw #2, 3x5 (BR) (AAL)	
Added	ZS447840	Tapping Screw #2, 3x8 (BR) (CEE, BEAB)	
9-88	SS669576	Speaker 75E-8B	29-2-7
9-89	ZS558090	Screw, binding head 4x14	
9-93	SM305009	Jack Name Plate (D)	LS-6229/6238
9-94x	SM305011	Jack Name Plate (E) (CSA)	LS-6229/6239
9-95x	SM305250	Jack Name Plate (G) (AAL)	LS-6229/6239
Added	SM305012	Jack Name Plate (F) (CEE)	LS-6229/6238
Added	SM305579	Jack Name Plate (H) (BEAB)	LS-6229/6242

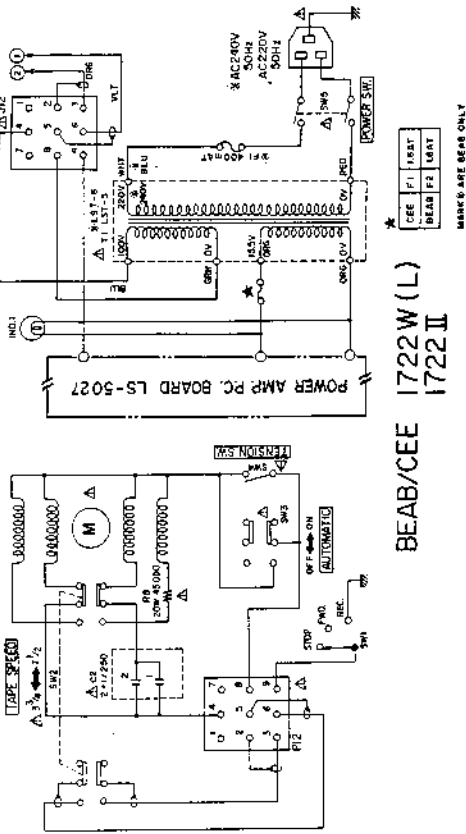
10. FINAL ASSEMBLY BLOCK

Ref. No.	Parts No.	Description	Schematic No.
FRONT PANEL BLOCK			
10-1x	BD303408	Front Panel Block Comp. 1722-II (U/T)	
10-2x	BD303409	Front Panel Block Comp. 1722-II (U/L) (AAL,CSA,CEE,BEAB)	
10-5	SC304619	Head Cover Base (B)	LS-6203
10-8	SE304617	Meter Escutcheon (B)	LS-6220
10-34	SE569744	Knob Escutcheon	TD-6017
CASE BLOCK			
10-10	BC583312	Wood Case Block Comp. 1722W	LS-4202
10-13x	ZW419646	Washer (SPC) D4.5x9.8x0.5t	
10-14x	ZS324281	Screw, pan head 4x25	
10-22x	ZS324448	Tapping Screw #1, 3x10 (Truss) (BLACK)	
FINAL ASSEMBLY BLOCK			
10-35	ZS467853	Screw, truss head 3x6 W=6	
10-38	SC304618	Head Cover (B)	LS-6204
10-39	SM304622	Head Cover Name Plate (B) (U/T,AAL,CSA,CEE)	LS-6235
10-40x	SM304622	Head Cover Name Plate (B) (BEAB)	LS-6235
10-42	ZS355511	Screw, binding head 3x6 (BLACK) (U/T,AAL,CEE,CSA)	
10-44	SK631326	Pinch Roller Cap (C) Part MY	MS-6020
10-46x	ZW284275	Washer (NYLON) D6.2x13x2	
10-47	SK304873	Mecha Knob Part LS	LS-6234
10-49	SK631078	Double Knob (Upper) Part CW	MY-6206
10-50	SK304621	Double Knob (Lower)	LS-6236
10-55x	ZS608714	Screw, truss head 4x12	
10-56	SK259345	Pause Knob (C) Part MU-3	MR-612

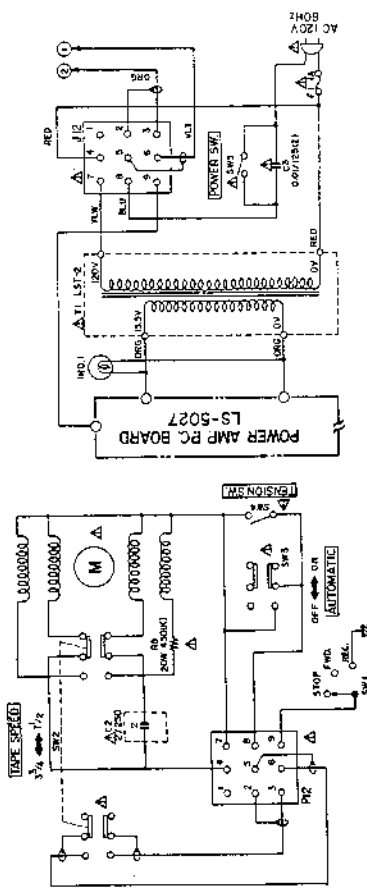
When ordering parts, please describe Parts Number, Description, and Model Number in detail.



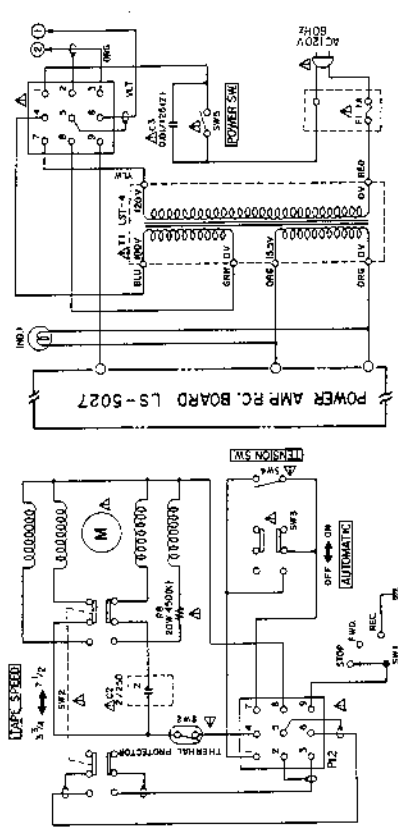
WG 1722W(L)
1722II



BEAB/CEE 1722W(L)
1722II



AAL 1722W
1722II

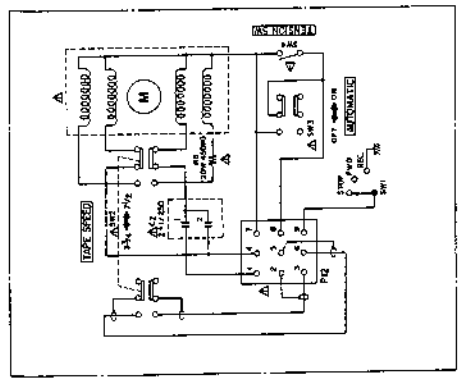


CSA 1722W
1722II

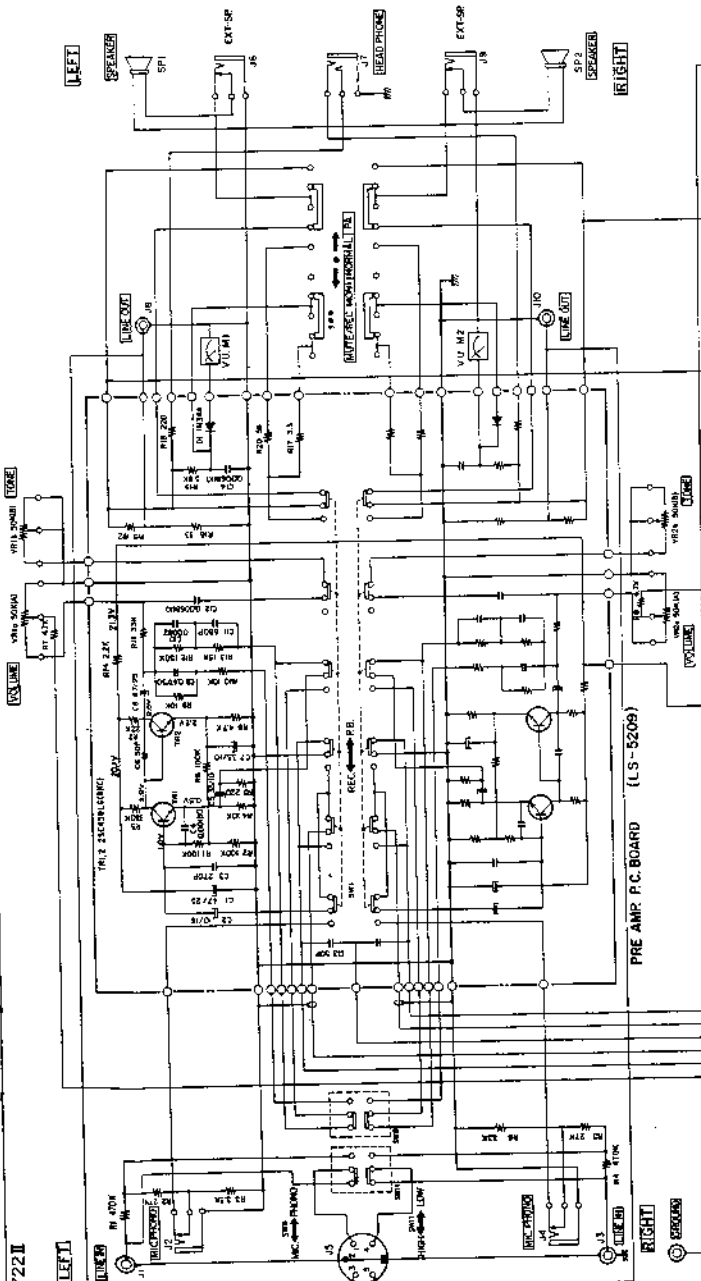
WARNING: INDICATES SAFETY CRITICAL COMPONENTS FOR CONTINUED SAFETY.
REPLACE SAFETY CRITICAL COMPONENTS ONLY WITH MANUFACTURER'S
RECOMMENDED PARTS
AVERTISSEMENT: AIL INDIVIDUELS COMPOSANTS CRITIQUES DE SURETE POUR
LE FONCTIONNEMENT EN SURETE. SEULEMENT LES PIECES RECOMMANDEES
PAR LE FABRICANT SONT ESTIMES CRITIQUES POUR LA SECURITE
QUE PAR DES PIECES RECOMMANDEES PAR LE FABRICANT

IV. SCHEMATIC DIAGRAM

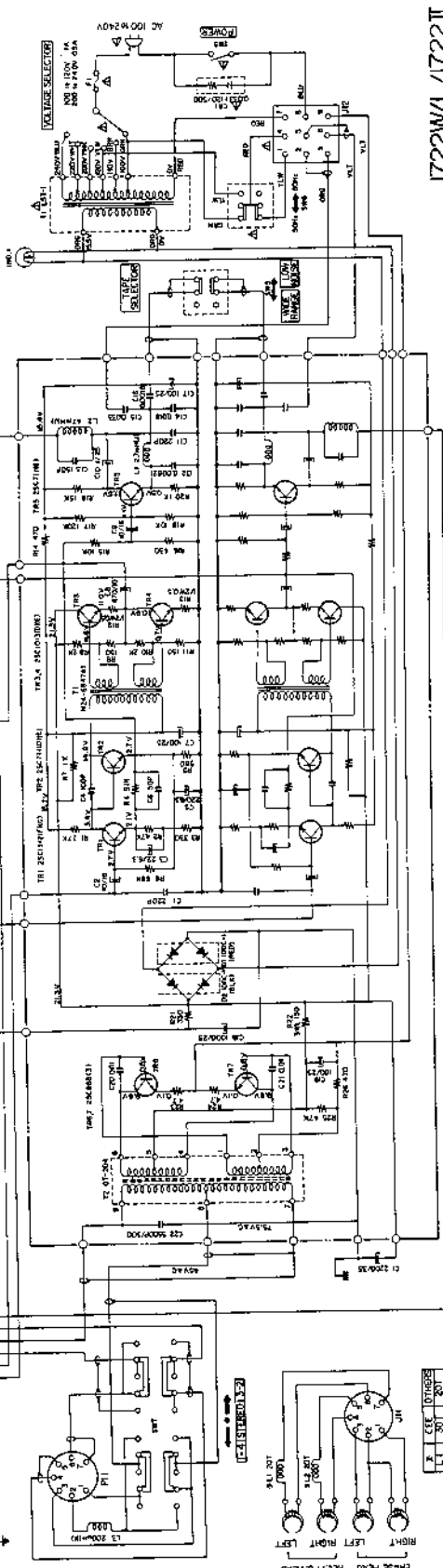
WARNING INDICATES SAFETY CRITICAL COMPONENTS. FOR CONTINUED SAFETY, REPLACE SAFETY CRITICAL COMPONENTS ONLY WITH MANUFACTURER'S RECOMMENDED PARTS.
 AVERTISSEMENT: IL INDIQUE LES COMPOSANTS CRITIQUES DE SURETE. POUR LA SURETE, SEULS LES COMPOSANTS DONT LE FONCTIONNEMENT EST CRITIQUE POUR LA SECURITE DOIVENT ETRE REMPLACES PAR LES PIECES RECOMMANDEES PAR LE FABRICANT.



NOTE: SEE INSTRUCTIONS FOR SAFETY CRITICAL COMPONENTS IN SECTION III. ALL COMPONENTS IN THIS SCHEMATIC DIAGRAM ARE IDENTICAL UNLESS OTHERWISE INDICATED. REFER TO THE SCHEMATIC DIAGRAM FOR PART NUMBERS AND VALUES.



PRE AMP P.C. BOARD (LS-5209)



POWER AMP & POWER SUPPLY P.C. BOARD (LS-5207)

1722W/L/1722II
 SCHEMATIC DIAGRAM
 NO. 2-1 1481254B

1722W/L/1722II

000087L